The module does not cope well with discontinuities.

In [1]:
```
plot(1/x)
```

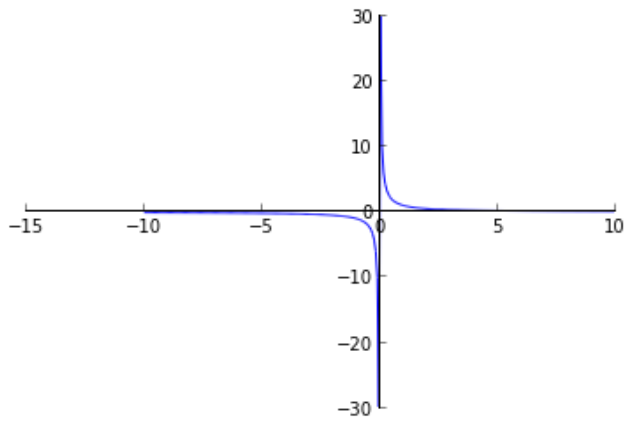

Out[1]:
```
                    Plot object containing:
[0]: cartesian line: 1/x for x over (-10.0, 10.0)
```

In [2]:
```
plot(1/x,(0,3))
```

```
<string>:1: RuntimeWarning: divide by zero encountered in true_divide
```

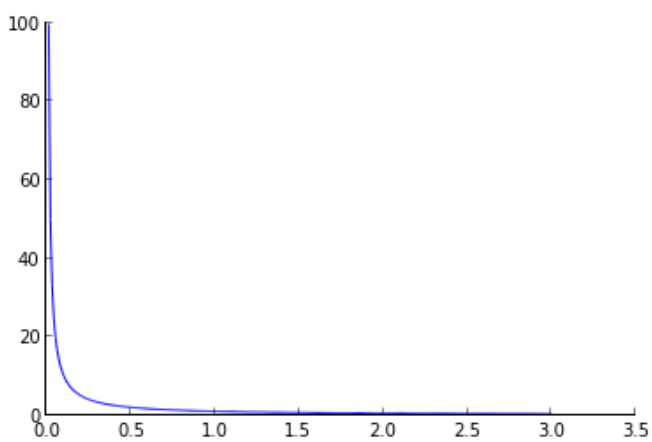

Out[2]:
```
                    Plot object containing:
[0]: cartesian line: 1/x for x over (0.0, 3.0)
```

In [3]:
```
plot(Heaviside(x))
```

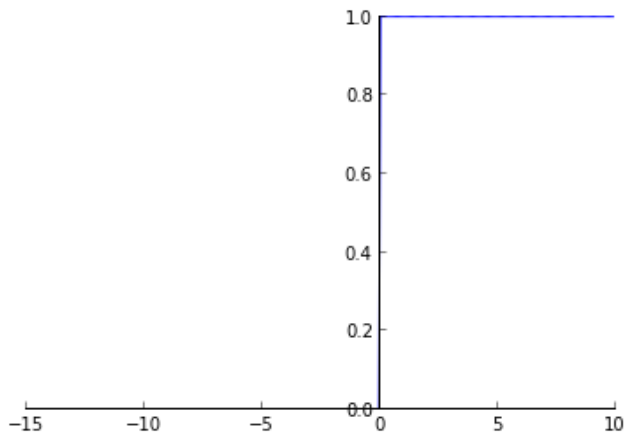

Out[3]:
```
                    Plot object containing:
[0]: cartesian line: Heaviside(x) for x over (-10.0, 10.0)
```

In [4]:
```
plot(sqrt(x))
```

```
/home/stefan/scientific_python_stack/sympy/sympy/plotting
/experimental_lambdify.py:129: UserWarning: Complex values as arguments to numpy
functions encountered.
  warnings.warn('Complex values as arguments to numpy functions encountered.')
```

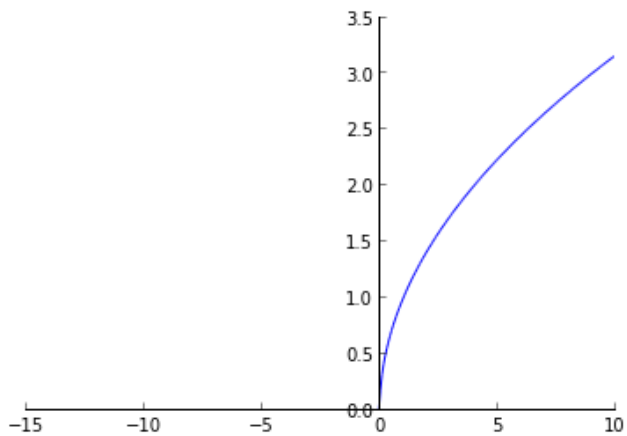

Out[4]:
```
                  Plot object containing:
[0]: cartesian line: sqrt(x) for x over (-10.0, 10.0)
```

In [5]:
```
plot([-sqrt(sqrt(x)),sqrt(sqrt(x))])
```

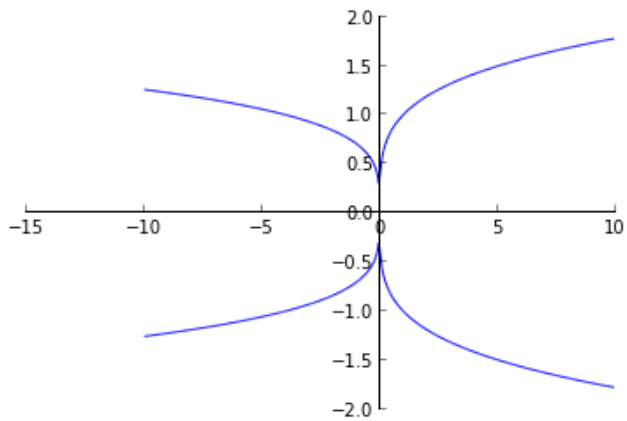

Out[5]:
```
                    Plot object containing:
[0]: cartesian line: -x**(1/4) for x over (-10.0, 10.0)
 [1]: cartesian line: x**(1/4) for x over (-10.0, 10.0)
```

In [6]:
```
plot(LambertW(x))
```

```
/home/stefan/scientific_python_stack/sympy/sympy/mpmath/libmp/libmpf.py:204:
RuntimeWarning: tp_compare didn't return -1 or -2 for exception
  if man == 1:
/home/stefan/scientific_python_stack/sympy/sympy/plotting
/experimental_lambdify.py:159: UserWarning: Complex values as arguments to python
math functions encountered.
  warnings.warn('Complex values as arguments to python math functions
encountered.')
```

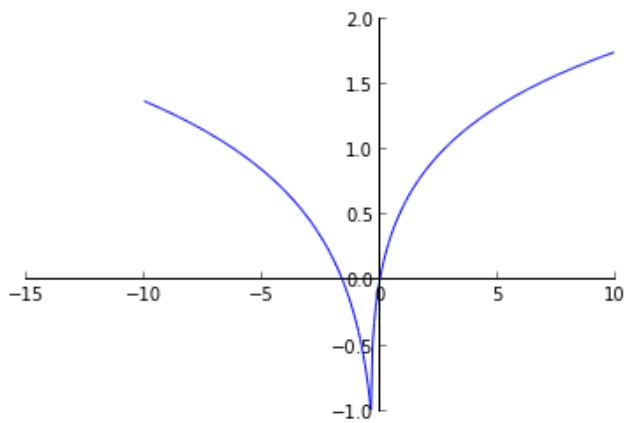

Out[6]:
```
                    Plot object containing:
[0]: cartesian line: LambertW(x) for x over (-10.0, 10.0)
```

In [7]:
```
plot([LambertW(x), sqrt(LambertW(x))], (-2,1))
```

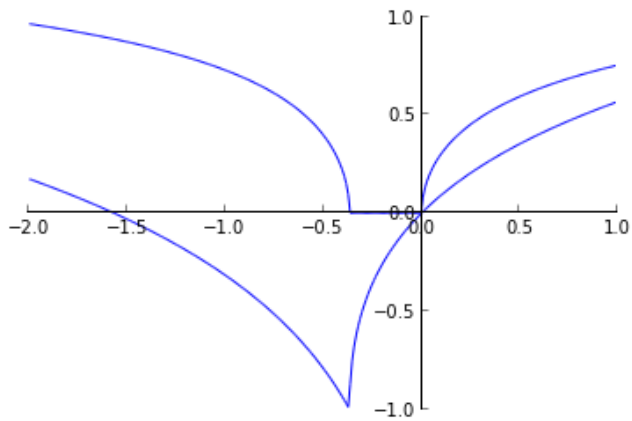

Out[7]:

```
                    Plot object containing:
   [0]: cartesian line: LambertW(x) for x over (-2.0, 1.0)
[1]: cartesian line: sqrt(LambertW(x)) for x over (-2.0, 1.0)
```