











What's Your Vision for Ludgate Farms?









1. Providing your contact information will allow us to follow up with you.

		Response Percent	Response Count
First Name		88.3%	98
Last Name		84.7%	94
Email		86.5%	96
Phone		52.3%	58
Address 1		64.9%	72
Address 2		5.4%	6
City		75.7%	84
State		73.9%	82
Zip		71.2%	79
Neighborhood		69.4%	77
		answered question	111
		skipped question	45







2. Describe your household...

	1	2	3	4	5	6+	Response Count
Adults	20.1% (30)	68.5% (102)	8.1% (12)	2.7% (4)	0.0% (0)	0.7% (1)	149
Children Under 18	41.0% (25)	47.5% (29)	8.2% (5)	3.3% (2)	0.0% (0)	0.0% (0)	61
Animal Companions	31.7% (26)	34.1% (28)	13.4% (11)	8.5% (7)	4.9% (4)	7.3% (6)	82
answered question							150
skipped question							6
















3. I am...

		Response Percent	Response Count
18 and under		0.0%	0
18-21		0.0%	0
22-34		27.3%	41
35-44		22.0%	33
45-54		24.0%	36
55-64		14.0%	21
65-74		10.7%	16
75+		2.0%	3
answered question			150
skipped question			6





4. I shop at Ludgate Farms...

		Response Percent	Response Count
More than once a week		2.1%	3
Once a week		11.9%	17
Once a month		26.6%	38
Every few months		35.0%	50
Once a year		12.6%	18
Never		11.9%	17
answered question			143
skipped question			13






5. The items I buy most often at Ludgate Farms are... (choose as many as you want)

		Response Percent	Response Count
Coffee		5.6%	7
Bulk foods - spices, grains, nuts, etc.		56.0%	70
Frozen food		12.0%	15
Canning supplies/books		2.4%	3
Chocolates		34.4%	43
Imported foods		34.4%	43
Packaged snacks		25.6%	32
Baking supplies		17.6%	22
Baked goods		23.2%	29
Organic produce		68.0%	85
Non-organic produce		42.4%	53
Local crafts		20.8%	26
Vintage kitchenware		0.8%	1
Cheese-making supplies		2.4%	3
Pumpkins, Christmas trees and other seasonal items		27.2%	34
	Other (please specify)		43
answered question			125
skipped question			31

















6. The thing I like most about the current Ludgate Farms is... (choose up to two)

		Response Percent	Response Count
the location		55.9%	76
the ambiance		48.5%	66
the selection		24.3%	33
the prices		2.2%	3
the opportunity to support a local business		69.9%	95
	Other (please specify)		18
answered question			136
skipped question			20

7. In the future, I hope Ludgate Farms is owned by...

		Response Percent	Response Count
A family		10.8%	14
A single owner/manager		4.6%	6
A nonprofit or a group of nonprofits		5.4%	7
A cooperative		24.6%	32
No preference		71.5%	93
	Other (please specify)		12
answered question			130
skipped question			26






8. If Ludgate Farms were to reopen I would like it to feature a... (choose as many as you want)

		Response Percent	Response Count
Similar grocery store		66.4%	85
Grocery store with different selection/prices		28.1%	36
Space to sell locally made items		59.4%	76
Certified kitchen available to community members		29.7%	38
Space for classes on food preservation and other topics		37.5%	48
"Free Store" where people can leave what they can and take what they need		29.7%	38
Community garden with plots for community members		24.2%	31
Tool library: http://en.wikipedia.org/wiki/List_of_tool-lending_libraries		24.2%	31
Multipurpose space for meetings, community events, screenings, etc.		28.9%	37
Community bulletin board		35.2%	45
Wi-fi		32.0%	41
Cafe with indoor/outdoor seating		59.4%	76
Picnic area		37.5%	48
Childcare		10.2%	13
Bike shop		15.6%	20
Bus stop		32.8%	42
		Other (please specify)	32

answered question 128

skipped question 28

9. What would you be willing to contribute to help Ludgate Farms reopen, perhaps in exchange for partial ownership, coop membership, discounts, or other benefits? This is not binding, just an expression of support that will help us assess the extent of community interest.

		Response Percent	Response Count
I would contribute my time/services/skills		38.8%	40
I would contribute under \$50		35.9%	37
I would contribute \$50-\$199		33.0%	34
I would contribute \$200-\$499		15.5%	16
I would contribute \$500-\$999		1.0%	1
I would contribute \$1,000 or more		0.0%	0
Other (please specify)			18

answered question 103

skipped question 53

10. Are there any other thoughts you'd like to share? Time is of the essence so if you want to become an organizer or help with the transition in any way, please let us know! Thanks for taking the time to participate in this survey!

	Response Count
	43
answered question	43
skipped question	113