

Date: August 04, 2021

ANALYSIS OF DONATIONS RECEIVED BY NATIONAL POLITICAL PARTIES – FY 2019-20

A Report by
Association for Democratic Reforms (ADR)

Association for Democratic Reforms
T-95, II floor, C.L. House, Gautam Nagar
New Delhi – 110 049
Email: adr@adrindia.org ; Phone: 011-4165 4200

Table of Contents

Analysis of Donations Received above Rs 20,000 by National Political Parties, FY 2019-20	3
Executive Summary	3
Observations and Recommendations of ADR.....	7
Detailed Report.....	9
I. Donations above Rs 20,000 to National Parties from all over India (FY 2019-20).....	9
II. Comparison of donations received by National Parties between FY 2018-19 and FY 2019-20	11
III. Mode of Contribution to National Parties, FY 2019-20.....	12
IV. Donors from Corporates/business sectors Vs. Individual donors	13
V. State-wise donations to National Parties, FY 2019-20	15
VI. Cash donations declared by National Parties – FY 2019-20	16
VII. Incomplete disclosure of information in the donations report	16
VIII. Top donors to National Parties	17
IX. Month wise donations received by National Political Parties.....	18
Contact Details.....	20
Disclaimer	20
Annexure-1	21
Annexure – 2.....	24
Annexure – 3.....	25
Annexure – 4.....	26

Analysis of Donations Received above Rs 20,000 by National Political Parties, FY 2019-20

This report, prepared by **Association for Democratic Reforms (ADR)**, focuses on donations received by the National Political Parties, above Rs 20,000, during the Financial Year 2019-20, as submitted by the parties to the Election Commission of India (ECI). The National Parties include Bharatiya Janata Party (**BJP**), Indian National Congress (**INC**), Bahujan Samaj Party (**BSP**), Nationalist Congress Party (**NCP**), Communist Party of India (**CPI**), Communist Party of India (Marxist) (**CPM**), All India Trinamool Congress (**AITC**) and National People's Party (**NPEP**).

Executive Summary

The **executive summary** below lists the key observations drawn from the report:

1. Status of Submission of Contribution reports of National Parties, FY 2019-20

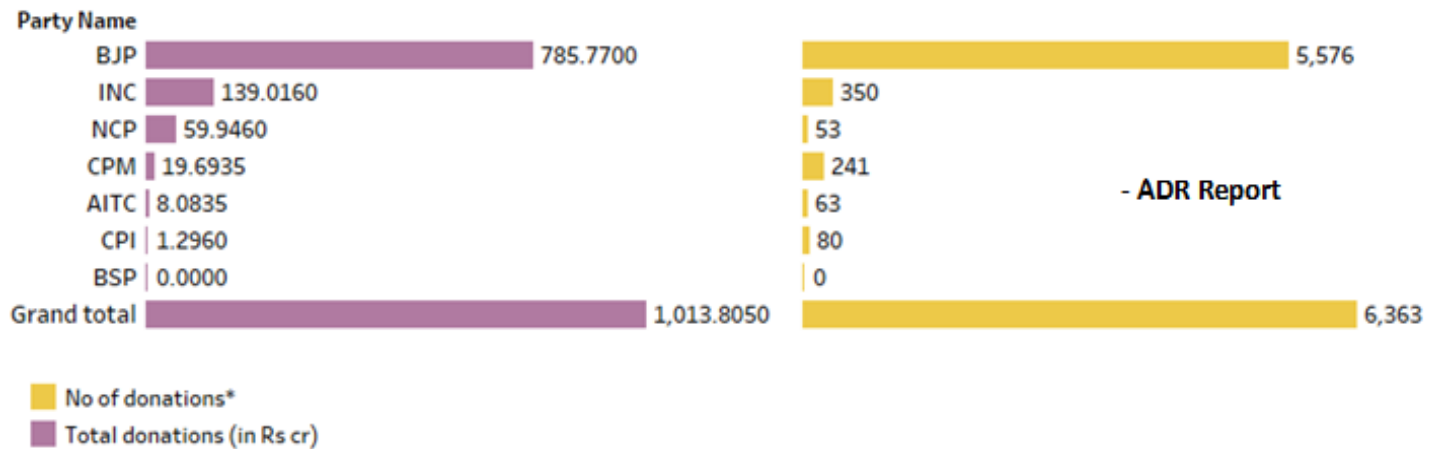
- a) The **due date** for submission of contribution reports for the parties was **30 September 2020**.
- b) **BSP** and **NCP** submitted their contribution reports on time while **BJP, INC, CPM, CPI, AITC** submitted after a delay of 134 days, 90 days, 125 days, 153 days and 109 days, respectively.
- c) The Contribution report of **NPEP** is not available on the website of ECI at the time of preparation of this report. There has been a **delay of 309 days and counting**. Hence, the donations' data of the party has not been analysed.

S. No.	Political Party	Financial Year 2019-20 : Due date for filing reports: 30.09.2020		
		Party Code	Date of Submission	No. of days by which delayed
1	Bahujan Samaj Party	BSP	07 September 2020	-
2	Nationalist Congress Party	NCP	25 September 2020	-
3	Indian National Congress	INC	30 December 2020	90 Days
4	All India Trinamool Congress	AITC	18 January 2021	109 Days
5	Communist Party of India (Marxist)	CPM	03 February 2021	125 Days
6	Bharatiya Janata Party	BJP	12 February 2021	134 Days
7	Communist Party of India	CPI	02 March 2021	153 Days
8	National People's Party	NPEP	-	309 Days

2. Donations above Rs 20,000 to National Parties from all over India, FY 2019-20

- a) The **total donations** (above Rs 20, 000) declared by the National parties for FY 2019-20 was **Rs 1013.805 cr** from **6363 donations**.
- b) A total of Rs 785.77 cr (includes Rs 1.516 cr worth of land donations) from 5576 donations was declared by BJP followed by Rs 139.016 cr from 350 donations declared by INC. The **donations declared by BJP are more than three times the aggregate declared by INC, NCP, CPI, CPM and AITC** for the same period.
- c) **BSP** declared that the party **did not receive any donations above Rs 20,000** during FY 2019-20, as it has been declaring for the past 14 years.

No. and Amount of contributions (above Rs 20,000) declared by National Parties, FY 2019-20

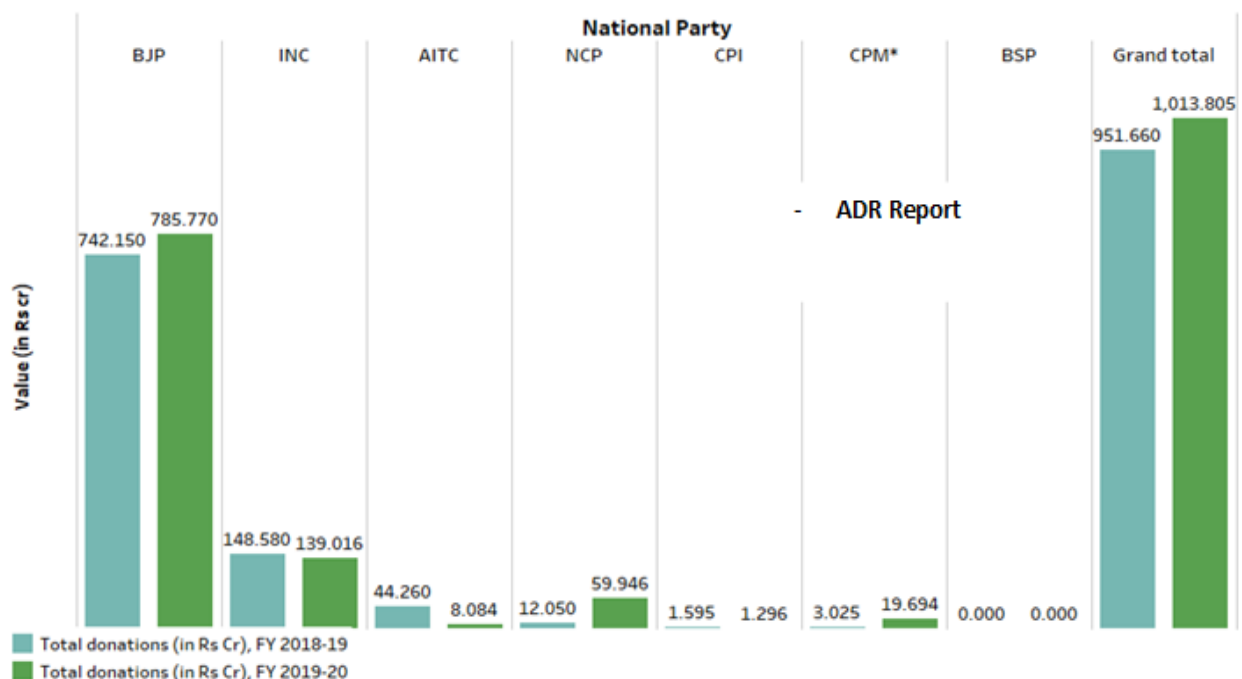


*Amount in case of one donation is not declared by party(CPM)

3. Comparison of donations received by National parties during FY 2018-19 and FY 2019-20

- The total donations of the National parties during FY 2019-20 increased by Rs 62.145 cr, an increase of 6.53% from the previous financial year 2018-19.
- Donations to BJP marginally increased from Rs 742.15 cr during FY 2018-19 to Rs 785.77 cr during FY 2019-20 (5.88% increase). While party's donations increased by 70% during FY 2018-19 in comparison to FY 2017-18.
- INC donations decreased from Rs 148.58 cr during FY 2018-19 to Rs 139.016 cr during FY 2019-20 (6.44% decrease). While INC's donations increased by 457% between FY 2017-18 and FY 2018-19.

Comparison of contributions (above Rs 20,000) of National Parties for FY 2018-19 and FY 2019-20



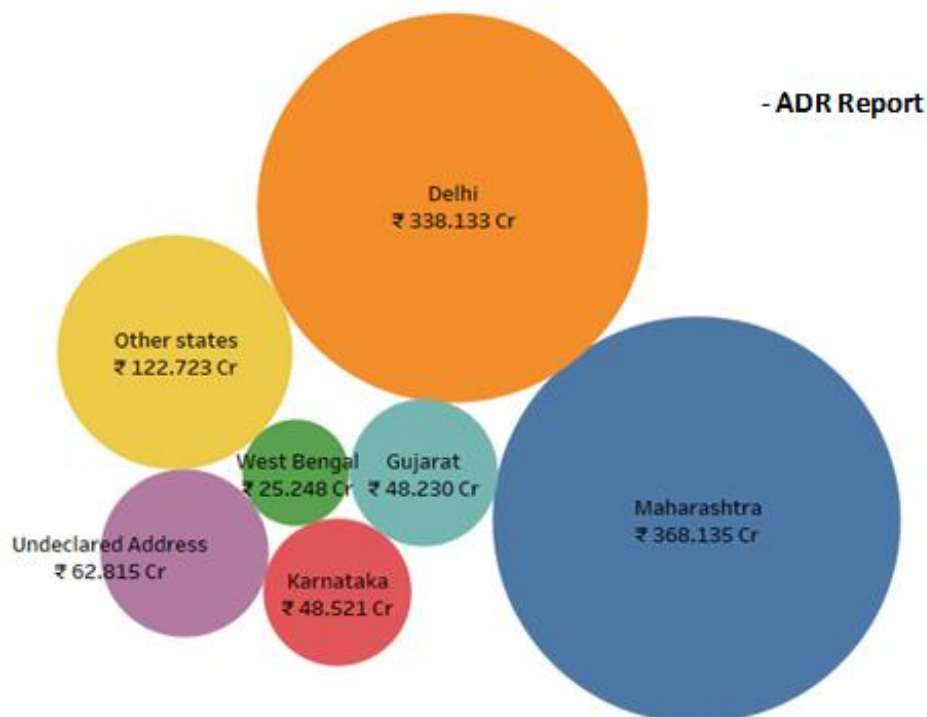
*Amount in case of one donation is not declared by party (CPM)

- d) **Highest percentage increase in donations** declared by **CPM** (551%) while in case of **AITC**, there was a **sharp dip in donations** by more than **81%** between FY 2019-20 and 2018-19.

4. State-wise donations to National Parties

- a) **Segregation of donations according to State** was made by **ADR** based on the **address** provided by the parties in their donations report to the ECI.
- b) A total of **Rs 368.135 cr** was donated to the National Parties from **Maharashtra**, followed by **Rs 338.133 cr** from **Delhi** and **Rs 48.521 cr** from **Karnataka**.
- c) A total of **Rs 62.815 cr**, (6.196% of total donations received by the National parties, FY 2019-20), could not be attributed to any State/ Union Territory due to **incomplete information** provided by the parties.

Top 5 states which contributed to National parties, FY 2019-20

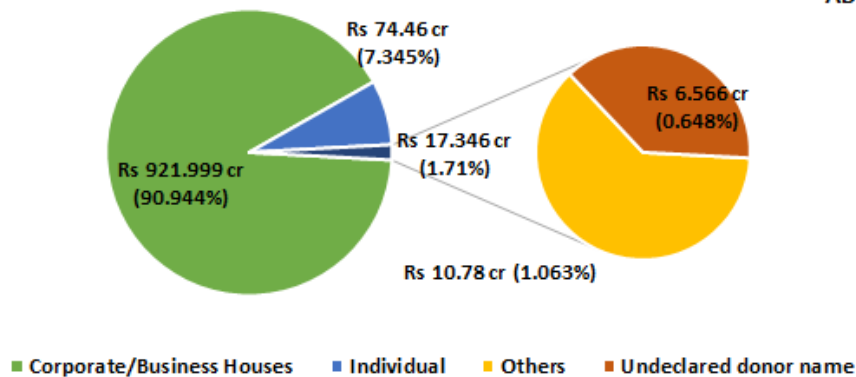


5. Donors from corporates/business sectors Vs. individual donors

- a) **2341 donations** to the National Parties were made by **corporate/business sectors** amounting to **Rs 921.999 cr** (90.944% of total donations) while **3492 individual** donors donated **Rs 74.46 cr** (7.345% of total donations) to the parties during FY 2019-20.
- b) **2025 donations from corporate/business sectors** were made to **BJP** (**Rs 720.408 cr**) while **3062 individual** donors donated **Rs 58.781 cr** to the party during FY 2019-20.
- c) **INC** received a total of **Rs 133.074 cr** via 155 donations from **corporate/business sectors** and **Rs 5.942 cr** via **195 individual donors** during FY 2019-20.
- d) **CPI** declared **one donation** from **corporate/business house** worth **Rs 1.48 lakhs**.
- e) **BJP** (**Rs 720.408 cr**) received **more than three times** the total amount (**Rs 201.591 cr**) of **corporate donations** declared by all other National parties for the FY 2019-20.

Sector-wise share of donations received by National Parties, FY 2019-20

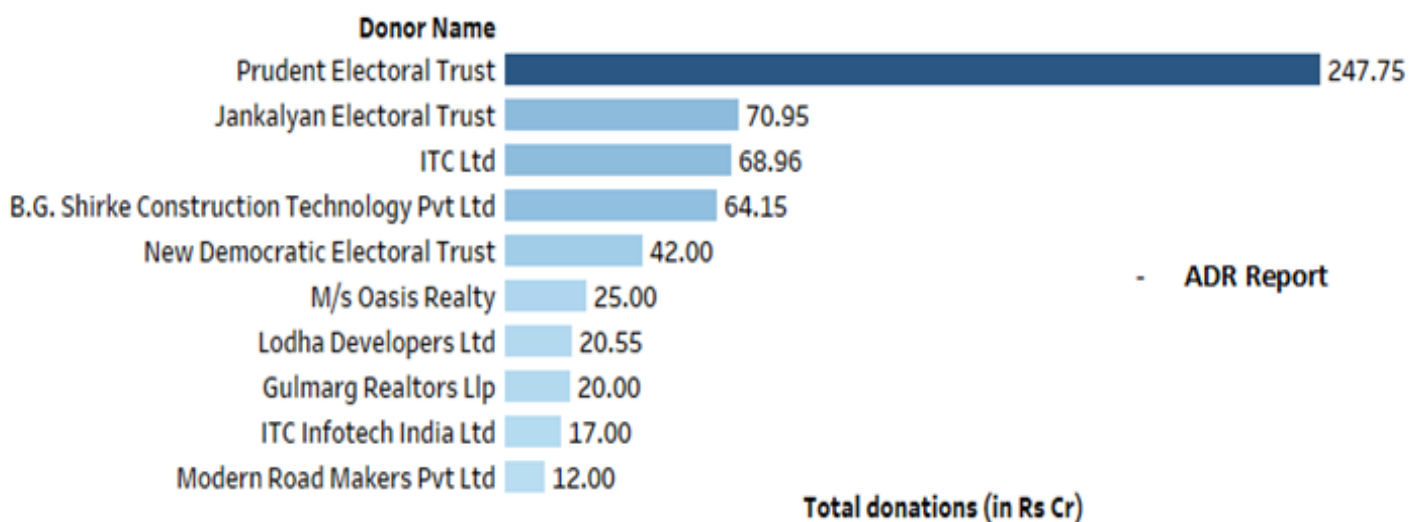
- ADR Report



6. Top donors to National Parties, FY 2019-20

- Prudent Electoral Trust** donated a total of **Rs 247.75 cr** to **BJP** and **INC** together and is the top donor to both parties that received the maximum donations. The Trust donated **Rs 216.75 cr to BJP** (27.58% of total funds received by the party) and **Rs 31 cr to INC** (22.30% of total funds received by the party).
- BJP and INC received a total of Rs 45.95 cr (5.85%) and Rs 25 cr (17.98%), respectively from **Jankalyan Electoral Trust**.
- ITC Ltd** (Rs 68.96 cr, 8 donations), **B.G. Shirke Construction Technology Pvt. Ltd.** (Rs 64.15 cr, 10 donations) and **New Democratic Electoral Trust** (Rs 42 cr, 3 donations) are some of other top donors of National Parties in the FY 2019-20.
- For details of top 10 donations to National Parties, refer Annexure – 1.

Top 10 donors to National Parties, FY 2019-20



- ADR Report

Observations and Recommendations of ADR

Observations

1. 5 National parties, **BJP, INC, NCP, CPI and CPM had not declared PAN details of 1697 donations** through which the parties collected a total of **Rs 47.121 cr (4.65%** of the total donations declared by National Parties). This is more than the amount of donations (Rs 29.44 cr) declared by these National Parties during FY 2018-19. BJP declared Rs 44.238 cr from 1582 donations where it failed to provide PAN details of donors. INC collected Rs 82.60 lakhs from 29 donations without PAN. 42 donations declared by CPI (Rs 89.30 lakhs), 42 donations from CPM (Rs 86.40 lakhs) and 2 donations from NCP (Rs 30 lakhs) do not have PAN details.
2. 3 National Parties (**BJP, INC, and CPM**) have declared **Rs 13.757 cr from 94 donations having missing/incorrect PAN details**. This is **six times more** than the amount of such donations declared by National Parties in **FY 2018-19**.
3. **BJP** declared 570 donations of Rs 149.875 cr, **AITC** collected 52 donations worth Rs 7.1035 cr, **INC** collected 25 donations of Rs 2.6875 cr and **NCP** collected 2 donations of Rs 3.005 cr having **incomplete cheque/DD details** where cheque number, bank details on which it was drawn and the date on which the cheque was received/ encashed is not provided. Thus, without the complete cheque/DD details, it would be a time-consuming process to link the donors against their donations and hence trace the money trail.
4. **CPM and CPI** have also **not declared the details of cheque and DD** (cheque number, bank on which it was drawn and the date) for a total of 39 donations amounting to Rs 1.0786 cr and 29 donations amounting to Rs 52.17 lakhs, respectively.
5. As done for the **last 14 years, BSP has remarkably declared again that the party did not receive any donations above Rs 20,000**.
6. After the [analysis by ADR](#), it is found that the Prudent Electoral Trust declared 29 donations worth Rs 217.75 cr to BJP in its annual report for FY 2019-20. While the contribution report of BJP for FY 2019-20 declared 28 donations and **doesn't include one donation of Rs 1 cr from Prudent Electoral Trust, as was declared by the trust in its report**.
7. In its contribution report, FY 2019-20, **BJP declared a donation of Rs 4.80 lakhs from Amravati Municipal Corporation**. No details of address, bank name, PAN etc. have been provided by the party against this donation. A casual search on the internet shows that the aforesaid donor is a Government of Maharashtra local body (as mentioned on their [website](#)). It **raises questions on the legality of the contribution made by a municipal corporation which is a governing body (whose Mayor and deputy Mayor are from BJP) to a political party**.

The **Section 29B(d)** of Representation of People's Act states that:

29B. Political parties entitled to accept contribution.

—Subject to the provisions of the Companies Act, 1956 (1 of 1956), every political party may accept any amount of contribution voluntarily offered to it by any person or company other than a Government company: Provided that no political party shall be eligible to accept any contribution from

any foreign source defined under clause (e) of section 2 of the Foreign Contribution (Regulation) Act, 1976 (49 of 1976).

Explanation.

—For the purposes of this section and section 29C,—

(d) “person” has the meaning assigned to it under clause (31) of section 2 of the Income-tax Act, 1961 (43 of 1961), but does not include Government company, **local authority** and every artificial juridical person wholly or partially funded by the Government.

It is important to note here that the Legislature of a State may, by law: provide for making such grants-in-aid to the Municipalities from the Consolidated Fund of the State.

Municipal Corporation falls under the definition of ‘State’ defined under Article 12 of the Indian Constitution. Municipal Corporations have also been given a constitutional status in view of Article 243Q. The nature, scope and purpose of these articles is clearly for the purpose of implementing Citizen’s Fundamental Rights in its letter and spirit. These state agencies, first and foremost have a public duty to perform, which does not include political funding. This position has been clearly explained by the Supreme Court through various pronouncements; *Ratlam Vs. Shri Vardhichand & Ors* (1980 AIR 1622), *R.D Shetty Vs. International Airport Authority of India and others* (1979 SCR (3)1014), *Subhash Chandra vs. Gulab and others* (2016)4 SCC750, *Karnataka State Pollution Control board Vs. Heera Naik and others* (C.A Nos 1734-1736/2019)

When a government company or a PSU is prohibited from donating to any political party and there are penal consequences to that in case of any contravention, it is incomprehensible how a municipal corporation, which is a State-run Constitutional body as per Article 12 and Article 243Q of the Constitution, can make political donations. ***Municipal corporations are primarily institutes of Local self-governance*** and their ***Source of income is the taxes they collect from the citizens***. *This tax-payers money is to carry out its duties to the community and society at large by means of upliftment and betterment of the society in terms of services like public health, welfare, education, regulatory functions, public safety, public infrastructure works, and development activities.* **They are therefore, under the Constitutional as well as Statutory obligation not to donate the citizen’s money to political parties.**

8. Additionally, **BJP also declared receiving land** from 3 donors of a total value of Rs 1.516 cr. The three donations are from Jhanjhapur, Bihar each worth Rs 36.80 lakhs, Rs 50 lakhs and Rs 64.88 lakhs. Apart from the names, location of the donors, PAN details of one donor, no other details have been provided like donors’ address, bank details, PAN of remaining two donors, address and khasra no. of land, type of land agricultural/commercial etc.
9. Dravida Munnetra Kazhagam (**DMK**) made eight **donations to CPM** in the FY 2019-20 worth a total of **Rs 10 cr.**

Recommendations

1. The Supreme Court gave a judgment on September 13, 2013 declaring that no part of a candidate’s affidavit should be left blank. Similarly, **no part of the Form 24A submitted by political parties providing details of donations above Rs 20,000 should be blank.**

2. All donors who have donated a **minimum of Rs 20,000** as a single or multiple donations should **provide their PAN details**.
3. Full details of all **donors should be made available for public scrutiny under the RTI**. Some countries where this is done include Bhutan, Nepal, Germany, France, Italy, Brazil, Bulgaria, the US and Japan. In none of these countries is it possible for nearly 50% of the source of funds to be unknown, but at present it is so in India.
4. The National Parties should, ideally, lead by example by filing complete and correct statements of donations to the ECI well in time for public scrutiny so as to encourage financial transparency.
5. It is suggested that the **ECI publicize on its website details of the action taken (if any) against political parties that fail to provide required details** (such as name, address, PAN and mode of payment) of individuals, companies or entities making donations in cash.
6. **Incomplete contributions reports** having missing or incorrect PAN/mode of payment details must **be returned to the parties** by the ECI, to deter them from providing incomplete information.
7. **The National and Regional political parties must provide all information of their finances under the Right to Information Act**. This will go a long way in strengthening political parties, elections and democracy.
8. **Annual scrutiny** of donations reports of **National, Regional and unrecognized parties** should be initiated by a dedicated department of the **CBDT**, to **discourage donations from shell companies or illegal entities**.

Detailed Report

Political parties rely heavily on donations for contesting elections and running their daily affairs. They receive huge sums of money in the form of donations/ contributions from corporates or business houses, trusts and individuals. Section 29C of the Representation of People Act, 1951 mandates that political parties submit their contribution details in excess of Rs 20,000 received from any person or a company to the ECI annually, in order to enjoy 100% tax exemption.

This report, prepared by Association for Democratic Reforms (ADR), focuses on donations received by the National Political Parties, above Rs 20,000, during the Financial Year 2019-20, as submitted by the parties to the Election Commission of India (ECI). The National Parties include Bharatiya Janata Party (BJP), Indian National Congress (INC), Bahujan Samaj Party (BSP), Nationalist Congress Party (NCP), Communist Party of India (CPI), Communist Party of India (Marxist) (CPM), All India Trinamool Congress (AITC) and National People's Party (NPEP).

- I. **Donations above Rs 20,000 to National Parties from all over India (FY 2019-20)**
 - a) The total amount of donations received above Rs 20,000 by National Political Parties during FY 2019-20 is calculated from the donations report submitted to the Election Commission annually.
 - b) The total amount of donations above Rs 20,000 declared by the National Parties was **Rs. 1013.805 cr**, from **6363 donations**, which amounts to an average of **Rs 15.93 lakhs per donation**.

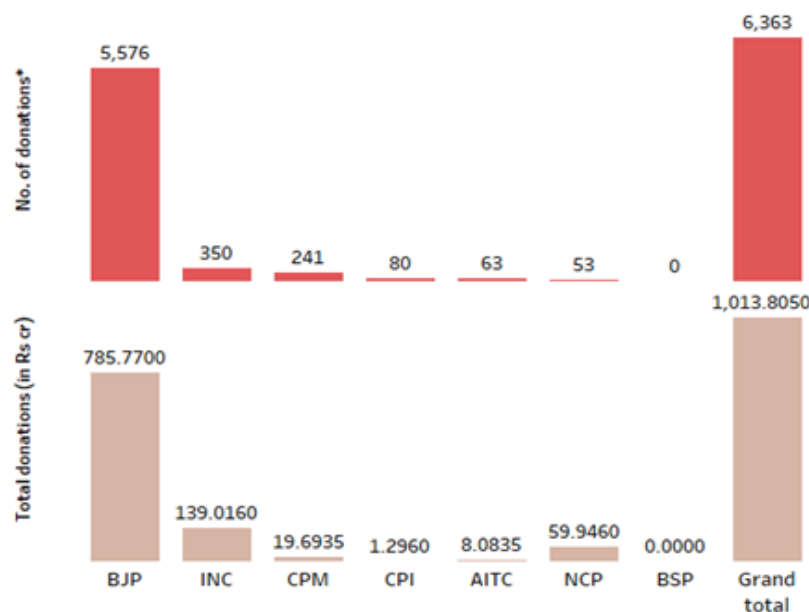
- c) With regard to the total number of donations, **BJP leads with 5576 donations** from individuals and corporates while **INC** declared a total **350 donations** followed by **CPM with 241 donations**, **CPI with 80 donations** and **AITC with 63 donations**. The least number of donations was declared by **NCP (53 donations)**.
- d) A total of **Rs 785.77 cr** (includes Rs 1.516 cr worth of land donations) was declared by **BJP** during FY 2019-20 while **INC** declared receiving **Rs 139.016 cr** during the same period.
- e) The **donations** declared by **BJP** are **more than 3 times the aggregate** declared by the INC, NCP, CPI, CPM and AITC for the same period (Rs 785.77 cr against Rs 228.035 cr declared by the **remaining parties**).
- f) BJP received an average of Rs 14.09 lakhs per donor; AITC – Rs 12.83 lakhs per donor, NCP – Rs 113.10 lakhs per donor, INC – Rs 39.71 lakhs per donor, CPM – Rs 8.17 lakhs per donor and CPI – Rs 1.62 lakhs per donor.
- g) **BSP** declared that the party **did not receive any donations above Rs 20,000** during FY 2019-20, as it has been declaring for the past 14 years.

Number and amount of donations declared by National Parties for FY- 2019-20			
National Party	No. of donations*	Total donations (in Rs cr)	Average of donations
BJP	5576	785.77	Rs 14.09 lakhs
INC	350	139.016	Rs 39.71 lakhs
NCP	53	59.946	Rs 113.10 lakhs
CPM	241	19.6935	Rs 08.17 lakhs
AITC	63	8.0835	Rs 12.83 lakhs
CPI	80	1.296	Rs 1.62 lakhs
BSP	0	0	0
Total	6,363 Donations	Rs 1013.805 cr	Rs 15.93 lakhs

*Amount in case of one donation is not declared by party(CPM)

No. and amount of contributions (above Rs 20,000) declared by National Parties for FY 2019-20

-ADR Report



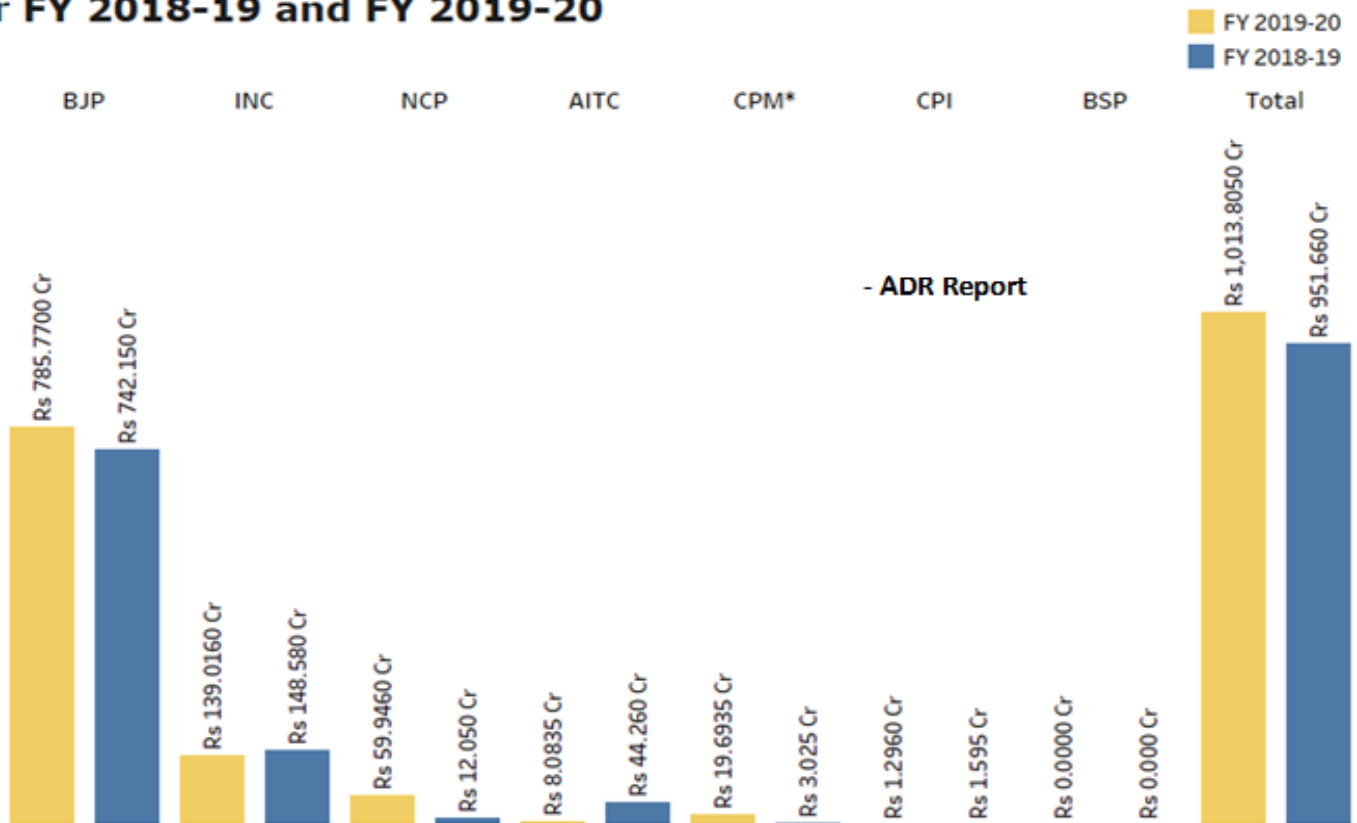
II. Comparison of donations received by National Parties between FY 2018-19 and FY 2019-20

- The **total donations** of the **National Parties** during FY 2019-20 rose by **Rs 62.145 cr**, an **increase of 6.53%**, from the previous financial year, 2018-19.
- Donations to **BJP** increased from Rs 742.15 cr during FY 2018-19 to Rs 785.77 cr during FY 2019-20 (**5.88% increase**) while donations to **INC** decreased from Rs 148.58 cr during FY 2018-19 to Rs 139.016 cr during FY 2019-20 (**6.44% decrease**).
- CPM** declared the **highest increase of 551%**, from Rs 3.025 cr in FY 2018-19 to Rs 19.6935 cr in FY 2019-20 while **NCP** has declared **increase of 397.48%**, from Rs 12.05 cr in FY 2018-19 to Rs 59.946 cr in FY 2019-20.
- National Parties **AITC** and **CPI** declared a **dip in their overall donations** between the FY 2018-19 and FY 2019-20 by 81.74% and 18.75%, respectively.

Number and amount of donations declared by National Parties for Financial Year- 2018-19 & 2019-20							
National Party	Financial Year- 2019-20			Financial Year- 2018-19			Increase in donations
	No of donations*	Total donations (in Rs Cr)	Average of donations	No of donations*	Total donations (in Rs Cr)	Average of donations	
BJP	5576	785.77	Rs 14.09 lakhs	4483	742.15	Rs 16.55 lakhs	Rs 43.62 cr (5.88%)
INC	350	139.016	Rs 39.71 lakhs	605	148.58	Rs 24.55 lakhs	Rs -9.564 cr (-6.44%)
NCP	53	59.946	Rs 113.10 lakhs	46	12.05	Rs 26.19 lakhs	Rs 47.896 cr (397.48%)
CPM*	241	19.6935	Rs 08.17 lakhs	160	3.025	Rs 1.89 lakhs	Rs 16.6685 cr (551%)
AITC	63	8.0835	Rs 12.83 lakhs	89	44.26	Rs 49.73 lakhs	Rs -36.1765 cr (-81.74%)
CPI	80	1.296	Rs 1.62 lakhs	137	1.595	Rs 1.16 lakhs	Rs -0.299 cr (-18.75%)
BSP	0	0	Rs 0	0	0	Rs 0	-
Grand total	6,363 Donations	Rs 1013.805 cr	Rs 15.93 lakhs	5,520 Donations	Rs 951.66 cr	Rs 17.24 lakhs	Rs 62.145 cr (6.53%)

*Amount in case of one donation is not declared by party (CPM)

Comparison of contributions (above Rs 20,000) of National Parties for FY 2018-19 and FY 2019-20

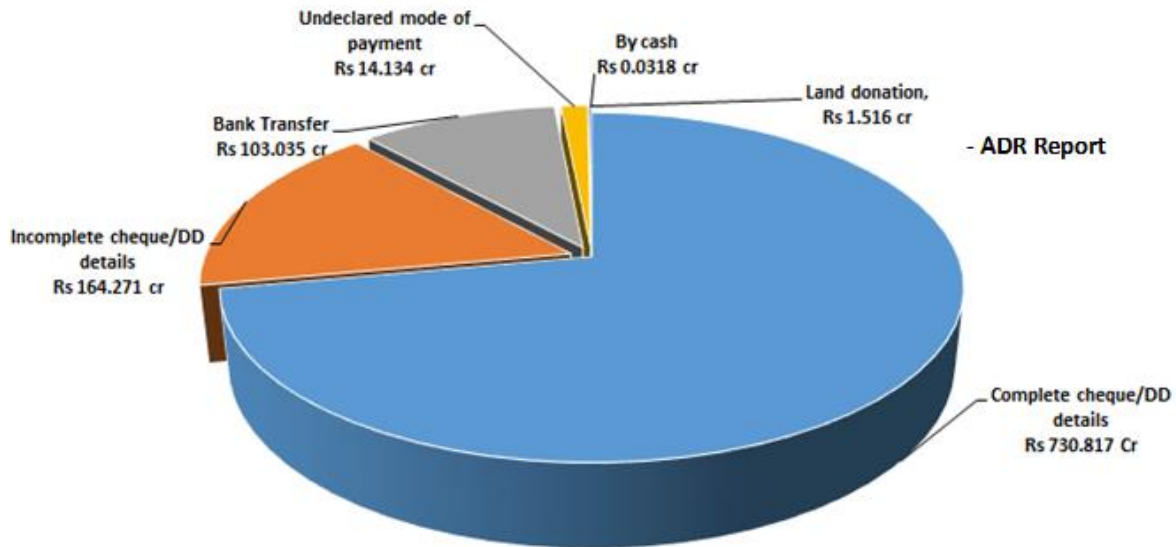


III. Mode of Contribution to National Parties, FY 2019-20

- National Parties declared receiving a total of **Rs 895.088 cr** by cheque/DD from **5645 donations** and formed **88.29%** of the total donations received.
- It is to be noted that **717 donations** of a total of **Rs 164.271 cr** or **16.203%** of all donations contained incomplete cheque/DD details while **192 donations**, amounting to **Rs 14.134 cr** contained **undeclared** information of the **mode of contribution** and formed **1.394%** of the total donations declared by the parties.
- Rs 103.035 cr** comprising of **506 donations** declared as received by the National Parties through **Bank Transfer** for FY 2019-20.
- Only **0.003%** of the total donations received from **17 donations** or **Rs 3.18 lakhs** was by cash.

Mode of Payment of donations declared by National Parties for FY- 2019-20

Donations	By Cheque/DD		Bank Transfer	Undeclared MOP	Donation in form of land	By Cash	Grand Total
	Complete details	Incomplete details					
Total number of donations	4928	717	506	192	3	17	6363 donations
Total donations declared (in Rs Cr)	730.817	164.271	103.035	14.134	1.516	0.0318	Rs 1013.805 cr
Share of donations	72.087%	16.203%	10.163%	1.394%	0.15%	0.003%	100%



Mode of Contribution declared by National Parties, FY 19-20

IV. Donors from Corporates/business sectors Vs. Individual donors

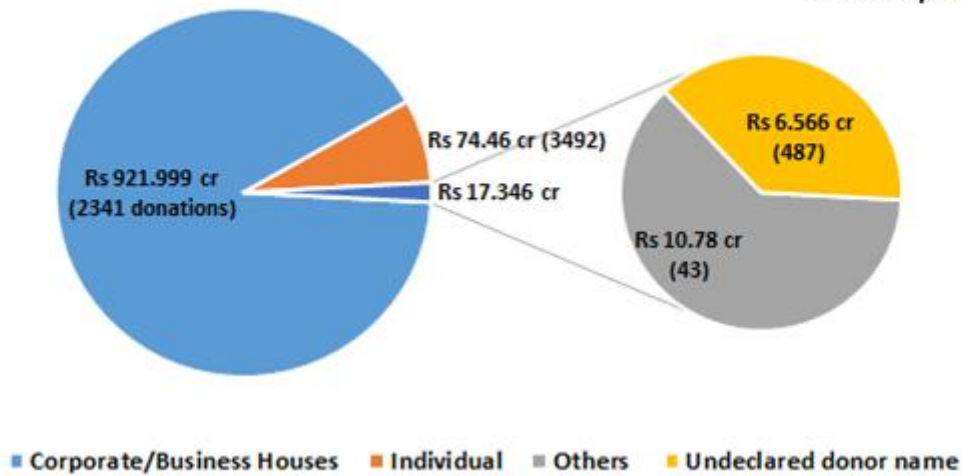
- Corporates/ business sectors have been segregated from individual donations by ADR as this segregation is not a part of the form submitted by the political parties to the ECI.
- 2341 donations from corporate/business sectors** amounting to **Rs 921.999 cr** were made to the National Parties while **3492 individual donors** donated **Rs 74.46 cr** to the parties during FY 2019-20.
- With the maximum number of donations during FY 2019-20, **BJP** has declared 2025 donations from **corporate/business sectors** amounting to **Rs 720.408 cr** while 3062 individual donors donated Rs 58.781 cr to the party.
- Donations from corporates formed **91.68%** of total donations declared by BJP.
- 155 donations from **corporate/business sectors** amounting to **Rs 133.074 cr** were made to **INC** while 195 individual donors donated Rs 5.942 cr to the party.
- Donations from corporates formed **95.726%** of total donations declared by INC.

Sector-wise donations to National Political Parties for FY 2019-20

Party	Corporate/Business Houses		Individual		Others		Undeclared donors name		Total No of Donations	Total Contributions (in Rs cr)
	No of Donations	Total Contributions (in Rs cr)	No of Donations	Total Contributions (in Rs cr)	No of Donations	Total Contributions (in Rs cr)	No of Donations	Total Contributions (in Rs cr)		
BJP	2025	720.408	3062	58.781	2	0.015	487	6.566	5576	785.77
INC	155	133.074	195	5.942	0	0	0	0	350	139.016
NCP	36	57.086	17	2.86	0	0	0	0	53	59.946
CPM*	117	6.9165	114	2.7685	10	10.0085	0	0	241	19.6935
AITC	7	4.50	56	3.5835	0	0	0	0	63	8.0835
CPI	1	0.0148	48	0.525	31	0.7561	0	0	80	1.296
Grand Total	2341 Donations	Rs 921.999 cr	3492 Donations	Rs 74.46 cr	43 Donations	Rs 10.78 cr	487 Donations	Rs 6.566 cr	6363 Donations	1013.805

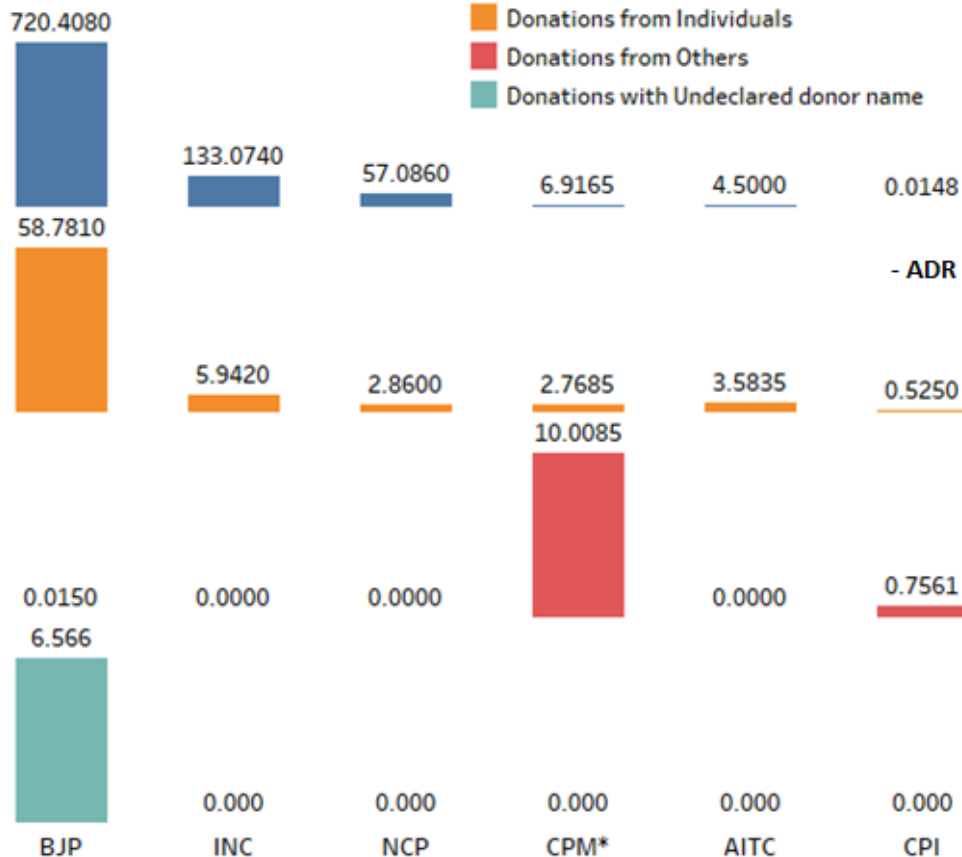
Sector-wise share of donations received by National Parties, FY 2019-20

- ADR Report



Party-wise contribution from various sectors for FY 2019-20 (in Rs Cr)

■ Donations from Corporate/Business Houses
■ Donations from Individuals
■ Donations from Others
■ Donations with Undeclared donor name



- ADR Report

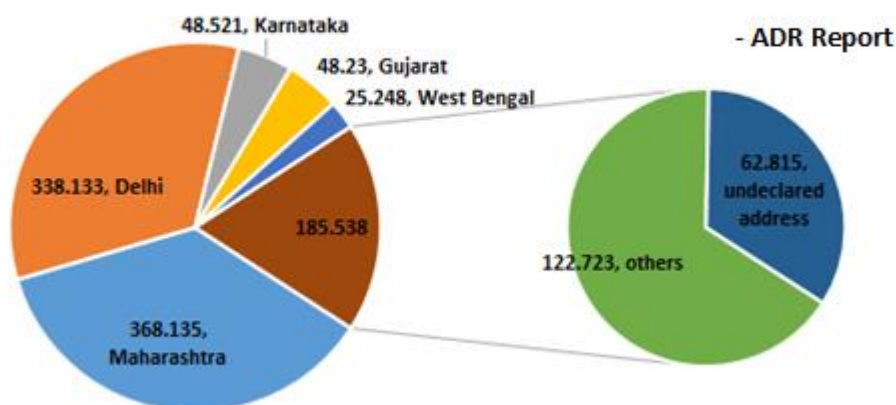
*One donation amount not declared by party

V. State-wise donations to National Parties, FY 2019-20

- Segregation of donations according to State** was made by ADR based on the address provided by the parties in their donations report to the ECI.
- Donations declared by the National Parties contained details of **donations received from 33 States/Union Territories/ common capitals**. Please refer to **Annexure – 2** for more details.
- A total of **Rs 368.135 cr** was donated to the National Parties from **Maharashtra**, followed by **Rs 338.133 cr** from **Delhi** and **Rs 48.521 cr** from **Karnataka**.
- A total of **Rs 62.815 cr**, (6.196% of total donations received by the National parties, FY 2019-20), could not be attributed to any State/ Union Territory due to **incomplete information** provided by the parties.
- Of the donations from **corporate houses**, **Rs 26.786 cr** could **not be segregated** into donations from various states.
- Corporate/ Business houses** from **Maharashtra** donated **Rs 357.484 cr** while those from **Delhi** gave **Rs 330.12 cr**.
- For sector-wise details across states, see Annexure – 3.

Sector-wise top 5 states who contributed to National Parties, FY 2019-20 (in Rs Cr)					
States	Corporate/Business Houses	Individual	Others	Undeclared donor name	Grand Total
Maharashtra (36.31% of total donations to the Parties)	357.484	10.625	0.026	0	Rs 368.135 cr
Delhi (33.35% of total donations to the Parties)	330.12	8.01	0.0025	0	Rs 338.133 cr
Karnataka (4.79% of total donations to the Parties)	45.404	3.114	0.0038	0	Rs 48.521 cr
Gujarat (4.757% of total donations to the Parties)	43.5	4.73	0	0	Rs 48.23 cr
West Bengal (2.49% of total donations to the Parties)	21.455	3.746	0.047	0	Rs 25.248 cr
Other states (12.105% of total donations to the Parties)	97.25	24.763	0.685	0.025	Rs 122.723 cr
Undeclared Address (6.196% of total donations to the Parties)	26.786	19.473	10.015	6.541	Rs 62.815 cr
Total	Rs 921.999 cr	Rs 74.46 cr	Rs 10.78 cr	Rs 6.566 cr	Rs 1013.805 cr

Top five states which contributed to National Parties, FY 2019-20 (in Rs Cr)

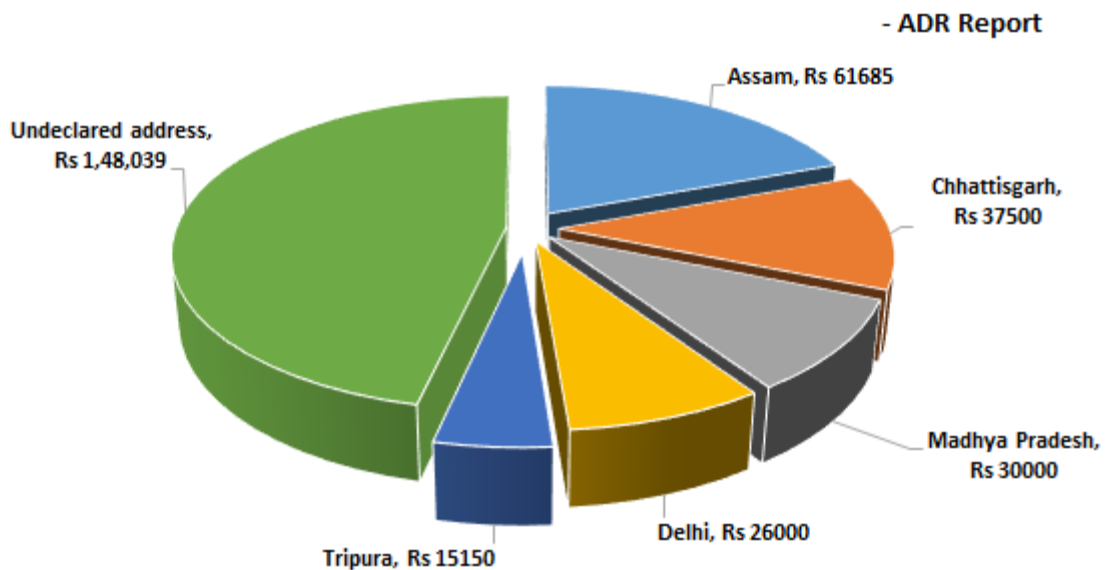


VI. Cash donations declared by National Parties – FY 2019-20

- Maximum donations** in cash was declared by **CPI** which collected a total of **Rs 2.73 lakhs** followed by **INC** with **Rs 30,000** and **CPM** with **Rs 15,150**.
- Among all the states, donors from **Assam** made the **highest donations** of Rs 61,685 in cash followed by donors from Chhattisgarh who donated a total of Rs 37,500 in cash.
- Donations in **cash** from sources with **undeclared address** worth **Rs 1.48 lakhs**.

Top 5 States with cash donations declared by INC, CPM and CPI: FY 2019-20				
States	CPI	INC	CPM	Grand Total
Assam	61685	0	0	61685
Chhattisgarh	37500	0	0	37500
Madhya Pradesh	0	30000	0	30000
Delhi	26000	0	0	26000
Tripura	0	0	15150	15150
Undeclared Address	148039	0	0	148039
Grand Total	Rs 2.73 lakhs	Rs 0.30 lakhs	Rs 0.15 lakhs	Rs 3.18 lakhs

State-wise cash donations to National Parties, FY 2019-20



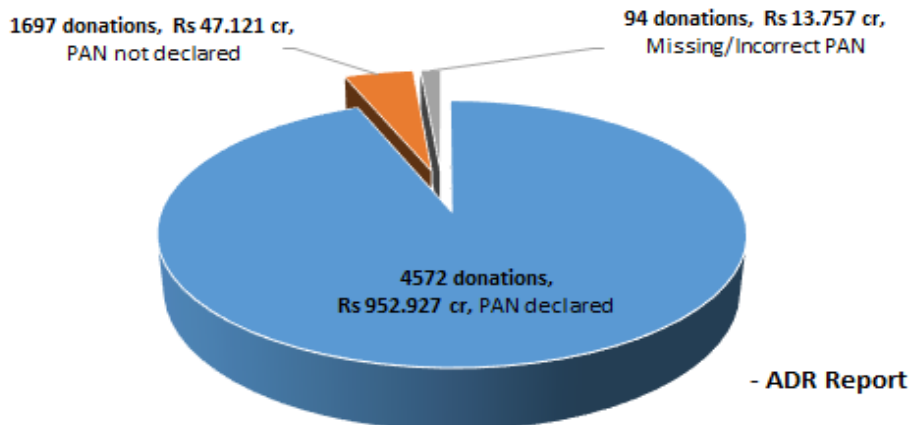
VII. Incomplete disclosure of information in the donations report

- Of the 7 National Parties, 5 parties, BJP, INC, NCP, CPI and CPM had **not declared PAN details** of **1697 donations** through which the parties collected a total of **Rs 47.121 cr**.
- BJP** collected **Rs 44.238 cr** from **1582 donations** but failed to provide PAN details of donors. **CPI** collected **Rs 89.30 lakhs** from **42 donations** and **NCP** collected **Rs 30 lakhs** from **2 donations** without PAN. **29 donations** to **INC** (**Rs 82.60 lakhs**) and **42 donations** from **CPM** (**Rs 86.40 lakhs**) do **not have PAN details**.
- Three National Parties (BJP, INC and CPM) have declared **94 donations** of **Rs 13.757 cr** having **missing/incorrect PAN** details for FY 2019-20.

- d) BJP declared Rs 2.132 cr from 71 donations with missing/incorrect PAN details of donors. INC collected Rs 1.052 cr from 3 donations without complete PAN and **20 donations of CPM (Rs 10.573 cr) do not have complete PAN details.**
- e) None of the donations declared by AITC, CPI and NCP during FY 2019-20 have missing/incorrect or undeclared PAN details.

Status of PAN details of donors declared by National Parties during FY 2019-20						
Party	PAN not declared		Missing/Incorrect PAN details		PAN declared	
	No. of donations without PAN declaration	Contributions (in Rs Cr)	No. of donations without PAN declaration	Contributions (in Rs Cr)	No. of donations with PAN declaration	Contributions (in Rs Cr)
BJP	1582	44.238	71	2.132	3923	739.40
INC	29	0.826	3	1.052	318	137.138
NCP	2	0.3	0	0	51	59.646
CPM	42	0.864	20	10.573	179	8.2565
AITC	0	0	0	0	63	8.0835
CPI	42	0.893	0	0	38	0.403
Total	1697 donations	Rs 47.121 cr	94 donations	Rs 13.757 cr	4572 donations	Rs 952.927 cr

Status of declaration of PAN details of donations, FY 2019-20



VIII. Top donors to National Parties

- a) Of the total donations of Rs 1013.805 cr, the **top 2 donors of every National Party** combined, donated a sum of **Rs 376.86 cr** which forms 37.17% of the parties' overall donations above Rs 20,000 during FY 2019-20.
- b) **Prudent Electoral Trust** donated a total of **Rs 247.75 cr to BJP and INC** combined and is one of the top 2 donors to the two parties. The Trust donated Rs 216.75 cr to BJP (27.58% of total funds received by the party) and Rs 31 cr to INC (22.30% of total funds received by the party).
- c) **NCP** received **Rs 25 cr** or 41.70% of its total donations from **B.G. Shirke Construction Technology Pvt. Ltd.**
- d) **CPM** has received **Rs 10 cr** donations from **Dravida Munnetra Kazhagam (DMK)** and AITC received Rs 2 cr from New Democratic Electoral Trust.
- e) For top 10 donors to National Parties, refer Annexure – 4.

Month wise donations received by National Parties : FY 2019-20

Month wise donations	BJP		INC		NCP		CPM		AITC		CPI		Total No. of contributions	Total Amount of contributions
	No. of donations	Amounts of contributions (in Rs cr)	No. of donations	Amounts of contributions (in Rs cr)	No. of donations	Amounts of contributions (in Rs cr)	No. of donations	Amounts of contributions (in Rs cr)	No. of donations	Amounts of contributions (in Rs cr)	No. of donations	Amounts of contributions (in Rs cr)		
April, 2019	1184	75.95	42	73.661	20	21.72	76	14.949	0	0	0	0	1322	Rs 186.28 cr
May, 2019	380	31.177	18	29.848	1	0.01	16	1.7109	0	0	0	0	415	Rs 62.746 cr
June, 2019	149	9.748	2	0.0304	1	0.015	14	0.398	0	0	0	0	166	Rs 10.191 cr
July, 2019	103	6.823	1	0.0125	7	6.285	12	0.1071	0	0	0	0	123	Rs 13.228 cr
August, 2019	96	7.268	22	0.1175	1	0.01	7	0.0306	0	0	0	0	126	Rs 7.426 cr
Sep, 2019	81	13.617	7	1.244	2	0.025	7	0.026	0	0	0	0	97	Rs 14.912 cr
Oct, 2019	185	109.29	23	6.253	16	31.55	25	0.324	0	0	0	0	249	Rs 147.417 cr
Nov, 2019	84	21.575	5	0.0585	2	0.025	8	0.1526	0	0	0	0	99	Rs 21.81 cr
Dec, 2019	67	6.951	7	0.18	0	0	6	0.0649	0	0	0	0	80	Rs 7.196 cr
Jan, 2020	77	8.54	4	0.0488	1	0.01	14	0.102	0	0	0	0	96	Rs 8.70 cr
Feb, 2020	113	13.434	9	0.0268	0	0	12	0.1316	0	0	0	0	134	Rs 13.592 cr
March, 2020	111	5.11	28	7.722	2	0.296	11	0.1465	0	0	0	0	152	Rs 13.275 cr
Date not available	2946	476.287	182	19.813	0	0	33	1.5503	63	8.0835	80	1.296	3304	Rs 507.03 cr
Grand Total	5576 donations	Rs 785.77 cr	350 donations	Rs 139.016 cr	53 donations	Rs 59.946 cr	241 donations	Rs 19.6935 cr	63 donations	Rs 8.0835 cr	80	Rs 1.296 cr	6363 donations	Rs 1013.805 cr

Contact Details

<p>Media and Journalist Helpline</p> <p>+91 80103 94248 Email: adr@adrindia.org</p> <p>https://adrindia.org/about-adr/state-coordinators</p>	<p>Maj Gen Anil Verma (Retd.) Head</p> <p>National Election Watch and Association for Democratic Reforms</p> <p>+91 8826479910 anilverma@adrindia.org</p>	<p>Prof Jagdeep Chhokar IIM Ahmedabad (Retd) Founder Member National Election Watch, Association for Democratic Reforms</p> <p>+919999620944 jchhokar@gmail.com</p>	<p>Prof Trilochan Sastry IIM Bangalore Founder Member, National Election Watch, Association for Democratic Reforms</p> <p>+919448353285, tsastry@gmail.com</p>
--	---	---	---

Disclaimer

The data analysed in this report is based on the Contribution Reports submitted by the National parties to the Election Commission of India (ECI) for the FY 2019-20. The same can be accessed from <https://eci.gov.in/candidate-political-parties/contribution-reports/contribution-reports/>. ADR does not add or subtract any information, unless the EC changes the data. In particular, no unverified information from any other source is used. While all efforts have been made to ensure that the information is in keeping with what is available in the ECI website, in case of discrepancy between information in this report and that given in the ECI website, the information available ECI website should be treated as correct.

Association for Democratic Reforms is not responsible or liable for any damage arising directly or indirectly from the publication of this report.

For complete list of donor details of all the National Parties, kindly visit <http://myneta.info/party/>

For other research reports on political party funding, kindly visit <https://adrindia.org/research-and-report/political-party-watch>

Annexure-1

Details of Top 10 donations above Rs 20,000 to the National Parties

BJP- Financial Year- 2019-20- Top 10 donations					
S. No.	Name	Complete Address of the Contributing Person/Company	PAN (Yes/No)	Amount of Contribution (Rs.)	Mode of Contribution *(Cheque/Demand Draft /cash)
1	Jankalyan Electoral Trust	B-2804, 28th Floor, D.B. Woods, Krishnavatika Marg, Gokuldham, Goregaon (E) Mumbai-400063	Yes	39,80,00,000	680018, Vijaya Bank, Kalina Mumbai-400029
2	ITC Ltd .	Thapar House ,2nd Floor , 124 ,Janpath New Delhi -110001	Yes	30,51,94,805	Cheque HSBC BBD Bagh, Dalhousie Square, Kolkata -700001
3	New Democratic Electoral Trust	3rd Flr, Civil Count Plot 24/26, Mhakavi Bhusan Road Royal Cinema, Colaba, Mumbai	Yes	30,00,00,000	000127, HDFC Bank, Kamila Mills Branch, 1st Flr, Lower Parel Mumbai-400013
4	Prudent Electoral Trust	G-15, Hans Bhawan, 1 Bahadurshah Zafar Marg, New Delhi-2	Yes	30,00,00,000	000502, HDFC Bank, 759, ITC Centre, Anna Salai, Opp. TVS Chennai-600002
5	Prudent Electoral Trust	G-15, Hans Bhawan, 1 Bahadurshah Zafar Marg New Delhi-2	Yes	25,00,00,000	000531, HDFC Bank, 759, ITC Centre, Anna Salai, Opp. TVS Chennai-600002
6	Prudent Electoral Trust	G-15, Hans Bhawan, 1 Bahadurshah Zafar Marg New Delhi-2	Yes	25,00,00,000	000532, HDFC Bank, 759, ITC Centre, Anna Salai, Opp. TVS Chennai-600002
7	Prudent Electoral Trust	G-15, Hans Bhawan, 1 Bahadurshah Zafar Marg New Delhi-2	Yes	25,00,00,000	000540, HDFC Bank, 759, ITC Centre, Anna Salai, Opp. TVS Chennai-600002
8	B.G. Shirke Construction Technology Pvt Ltd	72-76, Mundhawa, Pune-411036	Yes	25,00,00,000	470951, Bank of Maharashtra, Deccan Gymkhana, Pune, Cheque Date-19.10.19
9	Gulmarg Realtors Llp	Sagar Avenue, 4th Floor, S.V. Road, Andheri West, Mumbai-400058	Yes	20,00,00,000	341520, Union Bank of India, Vile Parle West Br.Cheque Date-21.10.19
10	ITC Ltd.	2nd Floor, 124, Janpath, New Delhi-110001	Yes	17,67,73,500	Cheque, HSBC, 31 BBD Bagh, Dalhousie Square, Kolkata 700001

INC- Financial Year- 2019-20- Top 10 donations					
S. No.	Name	Complete Address of the Contributing Person/Company	PAN (Yes/No)	Amount of Contribution (Rs.)	Mode of Contribution *(Cheque/Demand Draft /cash)
1	M/s Jankalyan Electoral Trust	B-2804, 28th Floor D.B. Woods, Krishna Vatika Marg, Gokuldham, Goregaon (E), Mumbai	Yes	25,00,00,000	Ch.No-680017, Dt-15.04.2019, Vijaya Bank, Kalina Mumbai
2	M/s New Democratic Electoral Trust	3rd Floor, Cecil Court, Plot No-24/26, MB Road, Regal Cinema, Colaba, Mumbai	Yes	10,00,00,000	Ch.No-000128, Dt-04.04.2019, HDFC Bank Ltd, Kamala Mills, Camp Lower Parel, Mumbai
3	M/s Prudent Electoral Trust	G-15, Hans Bhawan, 1, Bahadurshah Zafar Marg, New Delhi	Yes	7,00,00,000	Ch.No-000394, Dt-12.04.2019, HDFC Bank Ltd, 26-K.G. Marg, New Delhi
4	M/s Prudent Electoral Trust	G-15, Hans Bhawan, 1, Bahadurshah Zafar Marg, New Delhi	Yes	5,00,00,000	Ch.No-000507, Dt-01.05.2019, HDFC Bank Ltd, 26KG Marg, New Delhi
5	M/s Oasis Realty	Sugar Avenue-402, 54-B, Junction of SV Road, and Lalubhai Park Road Andheri West Mumbai	Yes	5,00,00,000	Ch.No-032750, Dt-10.05.2019, UBI Juhu Vile Parle (W) Mumbai
6	M/s Prudent Electoral Trust	G-15, Hans Bhawan, 1, Bahadurshah Zafar Marg, New Delhi	Yes	5,00,00,000	Ch.No-000520, Dt-16.05.2019, HDFC Bank Ltd, 26KG Marg, New Delhi
7	M/s ITC Limited	Thapar House, 2nd Floor, 124, Janpath New Delhi	Yes	4,76,19,048	Ch.No-002175, Dt-29.04.2019, Tha Hong Kong and Sanghai Banking Corporation Ltd, 31 BBD Marg, Kolkata
8	M/s ITC Limited	Thapar House, 2nd Floor, 124, Janpath New Delhi	Yes	4,68,75,000	Ch.No-913985, Dt-28.03.2019, HDFC Bank Ltd, Central Plaza, Kolkata

9	M/s Prudent Electoral Trust	G-15, Hans Bhawan, 1, Bahadurshah Zafar Marg, New Delhi	Yes	4,00,00,000	Ch.No-000530, Dt-30.05.2019, HDFC Bank Ltd, 26KG Marg New Delhi
10	M/s ITC Ltd	Thapar House, 2nd Floor, 124, Janpath New Delhi	Yes	3,03,37,500	Ch.No-120614, Dt-22.10.2019, Hongkong & Sanghai Banking Corp, Ltd, BBD Bagh, Kolkata

NCP- Financial Year- 2019-20- Top 10 donations

S. No.	Name	Complete Address of the Contributing Person/Company	PAN (Yes/No)	Amount of Contribution (Rs.)	Mode of Contribution *(Cheque/Demand Draft /cash)
1	B G Shrike Construction Technology Pvt Ltd	72-76, Mundhwa Pune-411036	Yes	10,00,00,000	Ch.No-785754, Dt-7.10.2019, Karnataka Bank Ltd, Pune, Dt-10.08.2019
2	Modern Road Makers Pvt Ltd	3rd Flr, IRB Complex, Chandivali Farm Chandivali Village, Andheri (East), Mumbai	Yes	5,00,00,000	Ch.No-114739, Dt-3.4.2019, Union Bank of India, Powai Mumbai, Dt-04.03.2019
3	B G Shrike Construction Technology Pvt Ltd	72-76, Mundhwa Pune-411036	Yes	5,00,00,000	Ch.No-441739, Dt-4.4.2019, Bank of Maharashtra Pune, Dt-04.04.2019
4	Lodha Developers Ltd	412, 4th Floor, 17 G Vardhaman Chambers Cawasji Patel Road, Horniman Circle, Fort Mumbai-400001	Yes	5,00,00,000	Ch.No-068482, Dt-15.4.2019, Kotak Mahindra Bank, Mumbai-400021, Dt-15.04.2019
5	B G Shrike Construction Technology Pvt Ltd	72-76, Mundhwa Pune-411036	Yes	5,00,00,000	Ch.No-470885, Dt-16.10.2019, Bank of Maharashtra, Pune, Dt-17.10.2019
6	B G Shrike Construction Technology Pvt Ltd	72-76, Mundhwa Pune-411036	Yes	5,00,00,000	Ch.No-470952, Dt-18.10.2019, Bank of Maharashtra, Pune, Dt-11.11.2019
7	Serum Institute of India Pvt Ltd	Saroash Bhavan, 16-B/1, Dr. Ambedkar Road Pune-411001	Yes	3,00,00,000	Ch.No-131748, Dt-14.10.2019, Dt-14.10.2019
8	Panchshil Corporate Park Pvt Ltd	Teach Park One, Tower E,S.No-191/A/2A/1/2, Next to Don Bosco School, Off Airport Road, Yerwada, Pune-411006	Yes	3,00,00,000	Ch.No-131748, Dt-9.10.2019, Standard Chartered Bank Kalyani Nagar, Pune, Dt-13.12.2019
9	Panchshil Corporate Park Pvt Ltd	Teach Park One, Tower E,S.No-191/A/2A/1/2, Next to Don Bosco School, Off Airport Road, Yerwada, Pune-411006	Yes	2,50,00,000	RTGS, Dt-23.7.2019, Standard Chartered Bank, Kalyani Nagar, Pune, Dt-13.12.2019
10	Dhariwal Industries Pvt Ltd	Manikchand House, 100/101, D. Kennedy Road, Pune-411001	Yes	2,00,00,000	RTGS-HDFCR52019041073322093, HDFC Bank Ltd, Dt-11.4.2019, Dt-04.11.2019

CPM- Financial Year- 2019-20- Top 10 donations

S. No.	Name	Complete Address of the Contributing Person/Company	PAN (Yes/No)	Amount of Contribution (Rs.)	Mode of Contribution *(Cheque/Demand Draft /cash)
1	Dravida Munnetra Kazhagam		Pan Incorrect	2,50,00,000	NEFT, Dt-9.4.19
2	Dravida Munnetra Kazhagam		Pan Incorrect	2,50,00,000	NEFT, Dt-11.4.19
3	Muthoot Finance Limited	Trivandrum	Yes	2,00,00,000	844322, Dt-29.4.19, Dhanlekshmi Bank

CPM- Financial Year- 2019-20- Top 10 donations

S. No.	Name	Complete Address of the Contributing Person/Company	PAN (Yes/No)	Amount of Contribution (Rs.)	Mode of Contribution *(Cheque/Demand Draft /cash)
4	Dravida Munnetra Kazhagam		Pan Incorrect	1,00,00,000	NEFT, Dt-5.4.19
5	Dravida Munnetra Kazhagam		Pan Incorrect	1,00,00,000	NEFT, Dt-5.4.19
6	Dravida Munnetra Kazhagam		Pan Incorrect	1,00,00,000	NEFT, Dt-5.4.19
7	Dravida Munnetra Kazhagam		Pan Incorrect	1,00,00,000	NEFT, Dt-5.4.19
8	Kalyan Jewellers	Trivandrum	Yes	1,00,00,000	961918, Dt-4.5.19, Axis Bank
9	Dravida Munnetra Kazhagam		Pan Incorrect	50,00,000	NEFT, Dt-5.4.19
10	Dravida Munnetra Kazhagam		Pan Incorrect	50,00,000	NEFT, Dt-5.4.19

AITC- Financial Year- 2019-20- Top 10 donations

S. No.	Name	Complete Address of the Contributing Person/Company	PAN (Yes/No)	Amount of Contribution (Rs.)	Mode of Contribution *(Cheque/Demand Draft /cash)
1	New Democratic Electoral Trust	3rd Floor, Cecil Court, Plot-24/26, Mahakavi Bhushan Road, Regal Cinema, Colaba Mumbai	Yes	2,00,00,000	Cheque
2	Shreechand Saraogi	70, N.N. Road, Cooch Behar-736101	Yes	1,50,00,000	Cheque
3	Texmaco Infrastructure Holding Ltd	Belgharia, Kolkata-700056	Yes	50,00,000	Cheque
4	Texmaco Rail & Engineering Ltd	Belgharia, Kolkata-700056	Yes	50,00,000	Cheque
5	Century Plyboard India Ltd	Century House, P-15/1, Taratala Road, Kolkata-700088	Yes	50,00,000	Cheque
6	Star Cement Ltd	Lumshnong, P.O. Khaliehriat, East Jaintia Hills, Meghalaya-793210	Yes	50,00,000	Cheque
7	Great Eastern Energy Corporation Ltd	M-10, ADDA Industrial Estate, Asansol-713305, West Bengal	Yes	25,00,000	Cheque
8	Girija Kumar Choudhary	Block CF 20, Sector-1, Salt Lake City, Kolkata-700064, (W.B)	Yes	25,00,000	Cheque
9	Sai Spectronics	156A, Lenin Sarani, 407, kamalalaya Centre, Kolkata-700013	Yes	25,00,000	Transfer
10	Nitesh Kumar Gupta	Acropolis-13th Floor, 1858/1, Rajdanga Main Road, Kasba, Kolkata-700107, (W.B)	Yes	20,00,000	Cheque

CPI- Financial Year- 2019-20- Top 10 donations

S. No.	Name	Complete Address of the Contributing Person/Company	PAN (Yes/No)	Amount of Contribution (Rs.)	Mode of Contribution *(Cheque/Demand Draft /cash)
1	Kerala State Council, Communist Party of India	M.N. Smarakam, Thycaud, Thiruvanthapuram-695014, Kerala	No	23,67,480	Cheque, Membership Fee
2	Telangana State Council, Communist Party of India	Makhdoom Bhavan, Himayat Nagar, Hyderabad-500029, Telangana	No	14,70,200	Bank Transfer, Membership Fee
3	Bihar State Council, Communist Party of India	Janshakti Bhavan, Adalatganj, Amarnath Road, Patna-800001, Bihar	No	6,50,000	Bank Transfer, Membership Fee

CPI- Financial Year- 2019-20- Top 10 donations

S. No.	Name	Complete Address of the Contributing Person/Company	PAN (Yes/No)	Amount of Contribution (Rs.)	Mode of Contribution *(Cheque/Demand Draft /cash)
4	West Bengal State Council, Communist Party of India	Bhupesh Bhavan, 162-B, Acharya J.C. Bose Road, Kolkata-700014, West Bengal	No	4,70,865	RTGS, Membership Fee
5	D. Raja, Ex-MP General Secretary	309, V.P. House Rafi Marg, New Delhi-1	Yes	3,00,000	Bank Transfer, M.P. Levy
6	Binoy Viswam, M.P.	116, North Avenue, New Delhi-110001	No	3,00,000	Bank Transfer, M.P. Levy
7	K. Subbarayan, M.P.	44, South Avenue, New Delhi-110011	Yes	3,00,000	DD, M.P. Levy
8	M. Selvaraj, M.P.	46, South Avenue, New Delhi-110011	Yes	3,00,000	DD, M.P. Levy
9	Telangana State Council, Communist Party of India	Makhdoom Bhavan, Himayat Nagar, Hyderabad-500029, Telangana	No	3,00,000	RTGS, Membership Fee
10	Odisha State Council, Communist Party of India	Bhagbati Bhavan, 16 Ashok Nagar Unit-II, Bhubaneswar-751009, Odisha	No	2,72,340	RTGS, Membership Fee

Annexure – 2

Party-wise contributions from various states to National Parties – FY 2019-20

States wise donations received by National Parties for FY 2019-20							
States	BJP	INC	NCP	CPM	AITC	CPI	Grand Total
Maharashtra	258.073	49.4465	58.57	0	2.00	0.0455	Rs 368.135 cr
Delhi	282.422	54.727	0.2813	0.3673	0	0.3351	Rs 338.133 cr
Karnataka	43.097	5.42	0	0	0	0.0038	Rs 48.521 cr
Gujarat	44.835	3.394	0	0	0	0	Rs 48.23 cr
West Bengal	16.118	3.50	0	0	5.5835	0.047	Rs 25.248 cr
Tamil Nadu	21.979	1.017	0	0.02	0	0	Rs 23.016 cr
Haryana	17.3405	0.02	0	0.0299	0	0	Rs 17.39 cr
Kerala	5.4225	2.155	1.00	7.0466	0	0.2615	Rs 15.886 cr
Assam	13.8725	0.053	0	0.025	0	0.0061	Rs 13.957 cr
Telangana	11.978	0.5075	0	0.595	0	0.303	Rs 13.383 cr
Uttar Pradesh	4.034	7.01	0	0.0086	0	0.0436	Rs 11.096 cr
Madhya Pradesh	0.30	9.111	0	0	0	0.006	Rs 9.417 cr
Odisha	3.505	0	0	0	0	0.0272	Rs 3.532 cr
Rajasthan	2.6413	0.402	0	0	0	0.0072	Rs 3.05 cr
Bihar	2.246	0	0	0	0	0.092	Rs 2.338 cr
Punjab	0.76	0.2168	0.0051	0.31	0	0.028	Rs 1.32 cr
Manipur	1.24	0.04	0	0	0	0.0038	Rs 1.284 cr
Goa	0.80	0.3943	0.04	0	0	0.013	Rs 1.247 cr
Arunachal Pradesh	0	1.00	0	0	0	0	Rs 1.00 cr
Uttarakhand	1.00	0	0	0	0	0	Rs 1.00 cr
Tripura	0.843	0.10	0	0.0191	0	0	Rs 0.962 cr
Meghalaya	0.009	0.259	0	0	0.5	0	Rs 0.768 cr
Jharkhand	0.559	0	0	0	0	0.017	Rs 0.576 cr

States wise donations received by National Parties for FY 2019-20							
States	BJP	INC	NCP	CPM	AITC	CPI	Grand Total
Nagaland	0.432	0	0	0	0	0	Rs 0.432 cr
Chhattisgarh	0.197	0.144	0	0	0	0.0107	Rs 0.352 cr
Andhra Pradesh	0.0975	0.025	0	0.2095	0	0	Rs 0.332 cr
Chandigarh	0.16	0.0031	0	0	0	0	Rs 0.163 cr
Himachal Pradesh	0.0125	0.0712	0	0	0	0.005	Rs 0.0887 cr
Dadar & Nagar Havelli	0.055	0	0	0	0	0	Rs 0.055 cr
Daman And Diu	0.0325	0	0	0	0	0	Rs 0.0325 cr
Sikkim	0.0311	0	0	0	0	0	Rs 0.0311 cr
Puducherry	0.005	0	0	0	0	0.0032	Rs 0.0082 cr
Jammu & Kashmir	0.005	0	0	0	0	0	Rs 0.005 cr
Undeclared Address	51.666	0	0.05	11.0625	0	0.0368	Rs 62.815 cr
Grand Total	Rs 785.77 cr	Rs 139.016 cr	Rs 59.946 cr	Rs 19.6935 cr	Rs 8.0835 cr	Rs 1.296 cr	Rs 1013.805 cr

Annexure – 3

Sector-wise - states which contributed to National Parties, FY 2019-20 (Rs in crores)					
States	Corporate Business Houses	Individual	Others	Undeclared donor Name	Grand Total
Maharashtra	357.484	10.625	0.026	0	Rs 368.135 cr
Delhi	330.12	8.01	0.0025	0	Rs 338.133 cr
Karnataka	45.404	3.114	0.0038	0	Rs 48.521 cr
Gujarat	43.5	4.73	0	0	Rs 48.23 cr
West Bengal	21.455	3.746	0.047	0	Rs 25.248 cr
Tamil Nadu	20.224	2.792	0	0	Rs 23.016 cr
Haryana	11.068	6.297	0	0.025	Rs 17.39 cr
Kerala	13.317	2.332	0.2367	0	Rs 15.886 cr
Assam	8.221	5.73	0.006	0	Rs 13.957 cr
Telangana	12.652	0.532	0.199	0	Rs 13.383 cr
Uttar Pradesh	10.955	0.107	0.0342	0	Rs 11.096 cr
Madhya Pradesh	9.341	0.07	0.006	0	Rs 9.417 cr
Odisha	3.5	0.0051	0.0272	0	Rs 3.532 cr
Rajasthan	1.589	1.4536	0.0072	0	Rs 3.05 cr
Bihar	0.63	1.6163	0.092	0	Rs 2.338 cr
Punjab	0.5207	0.7714	0.028	0	Rs 1.32 cr
Manipur	1.09	0.19	0.0038	0	Rs 1.284 cr
Goa	0.81	0.4243	0.0128	0	Rs 1.247 cr
Arunachal Pradesh	1	0	0	0	Rs 1.00 cr
Uttarakhand	0.46	0.54	0	0	Rs 1.00 cr
Tripura	0.641	0.3213	0	0	Rs 0.962 cr
Meghalaya	0.759	0.009	0	0	Rs 0.768 cr
Jharkhand	0.162	0.401	0.013	0	Rs 0.576 cr
Nagaland	0	0.432	0	0	Rs 0.432 cr
Chhattisgarh	0.117	0.2247	0.0107	0	Rs 0.352 cr
Andhra Pradesh	0.0505	0.2815	0	0	Rs 0.332 cr
Chandigarh	0.05	0.1134	0	0	Rs 0.163 cr
Himachal Pradesh	0.0364	0.0473	0.005	0	Rs 0.0887 cr
Dadar & Nagar Havelli	0.055	0	0	0	Rs 0.055 cr
Daman And Diu	0.0025	0.03	0	0	Rs 0.033 cr
Sikkim	0	0.0311	0	0	Rs 0.031 cr
Puducherry	0	0.005	0.0032	0	Rs 0.0082 cr
Jammu & Kashmir	0	0.005	0	0	Rs 0.005 cr
Undeclared Address	26.786	19.473	10.015	6.541	Rs 62.815 cr
Grand Total	Rs 921.999 cr	Rs 74.46 cr	Rs 10.78 cr	Rs 6.566 cr	Rs 1013.805 cr

Annexure – 4

Top 10 Donors of National Parties for FY 2019-20

S. No	Donor Name	Party Name	No. of donations	Donations (in Rs cr)	Total donations
1	Prudent Electoral Trust	BJP	28	216.75	Rs 247.75 cr, 38 donations
		INC	10	31.00	
2	ITC Ltd	BJP	3	55.025	Rs 68.96 cr, 8 donations
		INC	4	13.654	
		NCP	1	0.281	
3	Jankalyan Electoral Trust	BJP	2	45.95	Rs 70.95 cr, 3 donations
		INC	1	25.00	
4	B.G. Shirke Construction Technology Pvt Ltd	BJP	4	35.15	Rs 64.15 cr, 10 donations
		NCP	4	25.00	
		INC	2	4.00	
5	New Democratic Electoral Trust	BJP	1	30.00	Rs 42.00 cr, 3 donations
		INC	1	10.00	
		AITC	1	2.00	
6	M/s Oasis Realty	BJP	4	20.00	Rs 25.00 cr, 5 donations
		INC	1	5.00	
7	Lodha Developers Ltd	BJP	14	15.55	Rs 20.55 cr, 15 donations
		NCP	1	5.00	
8	Gulmarg Realtors LLP	BJP	1	20	Rs 20.00 cr, 1 donations
9	ITC Infotech India Ltd	BJP	1	12.8	Rs 17.00 cr, 3 donations
		INC	2	4.2	
10	Modern Road Makers Pvt Ltd	NCP	2	7.00	Rs 12.00 cr, 3 donations
		BJP	1	5.00	
Total donations received from top 10 donors by the National Party			89 donations	Rs 588.36 cr	