

Date: 29 July, 2022

ANALYSIS OF DONATIONS RECEIVED BY REGIONAL POLITICAL PARTIES – FY 2020-21

A Report by
Association for Democratic Reforms

Association for Democratic Reforms
T-95, 2nd floor, C.L. House, Gautam Nagar
New Delhi – 110 049
Email: adr@adrindia.org; Phone: 011-4165 4200

Table of Contents

Executive Summary	3
Observations.....	9
Recommendations.....	9
Detailed Report.....	10
I. Donations declared by Regional Parties to the ECI (FY 2020-21)	10
II. Comparison of donations received by Regional Parties between FY 2019-20 and FY 2020-21	12
III. Cash donations declared by Regional Parties in FY 2020-21	14
IV. State-wise donations to Regional Parties in FY 2020-21	15
V. Mode of contribution to Regional Parties in FY 2020-21	17
VI. Donors from Corporates/ business sectors Vs. Individual donors (FY 2020-21)	18
VII. Disclosure of PAN details of donors by Regional parties, FY 2020-21	19
VIII. Donations to Regional Parties worth Rs 50 lakhs and above, FY 2020-21	20
Contact details	23
Disclaimer	23
Annexure – 1.....	24
Annexure – 2.....	24
Annexure – 3.....	28
Annexure – 4.....	29
Annexure – 5.....	31

Analysis of Donations declared by Regional Political Parties – FY 2020-21

This report, prepared by **Association for Democratic Reforms (ADR)** focuses on donations declared by Regional Political Parties, during the Financial Year 2020-21, as submitted by the parties to the Election Commission of India (ECI).

Executive Summary

The **executive summary** below lists the key observations drawn from the report:

I. Status of submission of Contribution Reports by Regional Parties to ECI (FY 2020-21)

Out of **54** regional parties analyzed, **only 6** had submitted their donations reports to the ECI in the stipulated time period. **25** other regional parties have delayed their submission by a minimum of **3 days** to **167 days**.

S. No.	Political Party	Financial Year- 2020-21: Due date for filing report: 30.09.2021			
		Party Code	Status of Submission	Date of Submission	No. of days by which delayed
1	Rashtriya Loktantrik Party	RLTP	Submitted on time	23 July 2021	0 Day
2	Naga Peoples Front	NPF	Submitted on time	28 July 2021	0 Day
3	All India Anna Dravida Munnetra Kazhagam	AIADMK	Submitted on time	16 August 2021	0 Day
4	Pattali Makkal Katchi	PMK	Submitted on time*	19 August 2021	0 Day
5	Indian Union Muslim League	IUML	Submitted on time	24 September 2021	0 Day
6	Rashtriya Lok Dal	RLD	Submitted on time	29 September 2021	0 Day
7	Yuvajana Sramika Rythu Congress Party	YSR-C	Submitted with delay	04 October 2021	3 Days
8	Aam Aadmi Party	AAP	Submitted with delay	11 October 2021	10 Days
9	Maharashtra Navnirman Sena	MNS	Submitted with delay	12 October 2021	11 Days
10	Kerala Congress (M)	KC-M	Submitted with delay	28 October 2021	27 Days
11	All India Forward Bloc	AIFB	Submitted with delay	29 October 2021	28 Days
12	Telugu Desam	TDP	Submitted with delay	13 December 2021	73 Days
13	Shiv Sena	SHS	Submitted with delay	28 December 2021	87 Days
14	All India United Democratic Front	AIUDF	Submitted with delay	31 December 2021	91 Days
15	Jharkhand Mukti Morcha	JMM	Submitted with delay	31 December 2021	91 Days
16	Jannayak Janta Party	JJP	Submitted with delay	03 January 2022	94 Days
17	Communist Party of India (Marxist-Leninist) (Liberation)	CPI(ML)(L)	Submitted with delay	11 January 2022	102 Days
18	Nationalist Democratic Progressive Party	NDPP	Submitted with delay	11 January 2022	102 Days
19	Telangana Rashtra Samithi	TRS	Submitted with delay	11 January 2022	102 Days
20	Shiromani Akali Dal	SAD	Submitted with delay	12 January 2022	103 Days
21	Sikkim Krantikari Morcha	SKM	Submitted with delay	22 January 2022	113 Days
22	Asom Gana Parishad	AGP	Submitted with delay	07 February 2022	129 Days
23	Goa Forward Party	GFP	Submitted with delay	07 February 2022	129 Days
24	Janata Dal (Secular)	JDS	Submitted with delay	09 February 2022	131 Days
25	Janata Dal (United)	JDU	Submitted with delay	11 February 2022	133 Days
26	All India Majlis-E-Ittehadul Muslimeen	AIMIM	Submitted with delay	14 February 2022	136 Days
27	Desiya Murpokku Dravida Kazhagam	DMDK	Submitted with delay	15 February 2022	137 Days
28	Sikkim Democratic Front	SDF	Submitted with delay	18 February 2022	140 Days
29	Samajwadi Party	SP	Submitted with delay	11 March 2022	161 Days

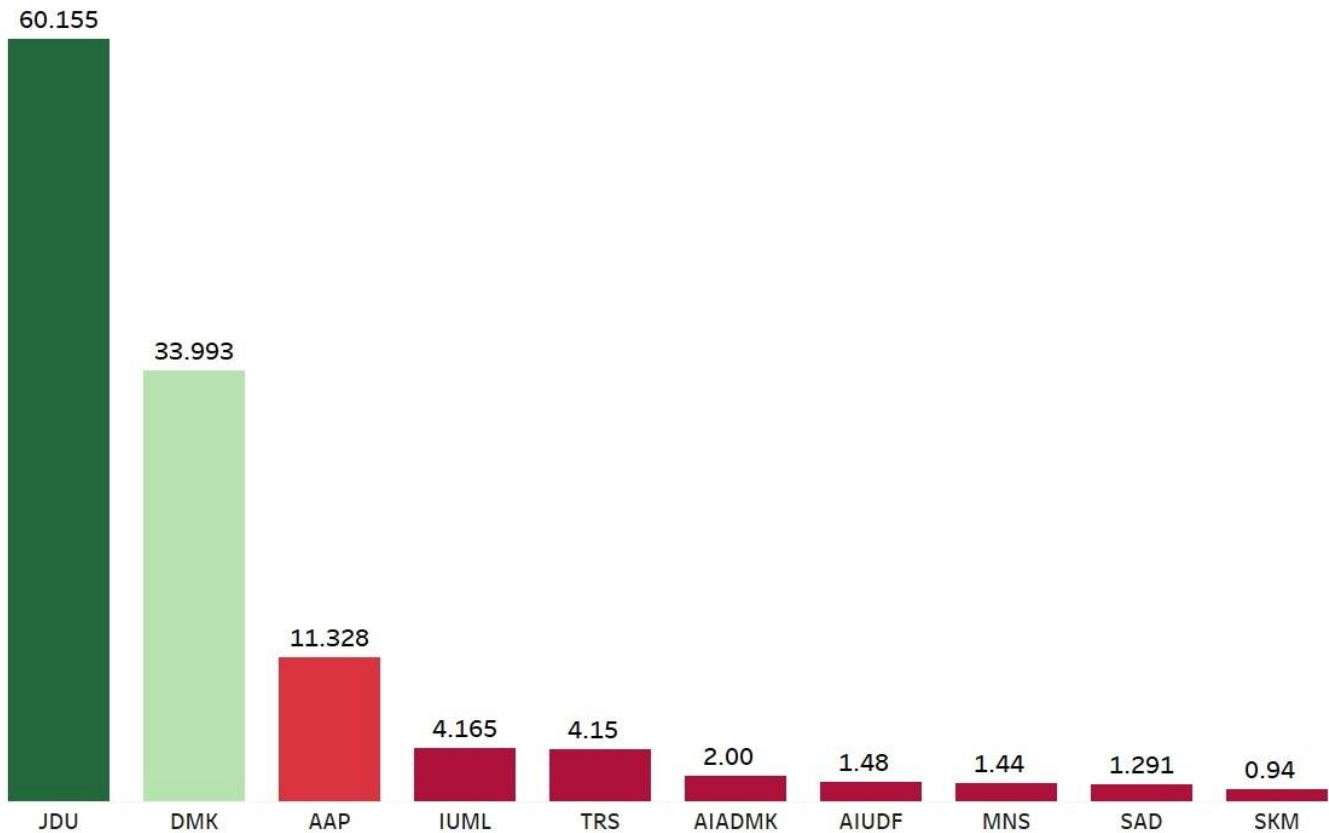
S. No.	Political Party	Financial Year- 2020-21: Due date for filing report: 30.09.2021			No. of days by which delayed
		Party Code	Status of Submission	Date of Submission	
30	Dravida Munnetra Kazhagam	DMK	Submitted with delay	14 March 2022	164 Days
31	AJSU Party	AJSU Party	Submitted with delay	17 March 2022	167 Days
32	All India N.R. Congress	AINRC	Not available on ECI website		301 Days (As on 29 July, 2022)
33	Biju Janata Dal	BJD	Not available on ECI website		
34	Bodoland Peoples Front	BPF	Not available on ECI website		
35	Hill State People's Democratic Party	HSPDP	Not available on ECI website		
36	Indian National Lok Dal	INLD	Not available on ECI website		
37	Indigenous People's Front of Tripura	IPFT	Not available on ECI website		
38	Jammu & Kashmir National Conference	JKNC	Not available on ECI website		
39	Jammu & Kashmir National Panthers Party	JKNPP	Not available on ECI website		
40	Jammu and Kashmir Peoples Democratic Party	JKPDP	Not available on ECI website		
41	Janta Congress Chhattisgarh (J)	JCC(J)	Not available on ECI website		
42	Lok Jan Shakti Party	LJSP	Not available on ECI website		
43	Maharashtrawadi Gomantak	MGP	Not available on ECI website		
44	Mizo National Front	MNF	Not available on ECI website		
45	Mizoram People's Conference	MPC	Not available on ECI website		
46	People's Democratic Front	PDF	Not available on ECI website		
47	People's Party of Arunachal	PPA	Not available on ECI website		
48	People's Democratic Alliance	PDA	Not available on ECI website		
49	Rashtriya Janata Dal	RJD	Not available on ECI website		
50	Rashtriya Lok Samta Party	RLSP	Not available on ECI website		
51	Revolutionary Socialist Party	RSP	Not available on ECI website		
52	United Democratic Party	UDP	Not available on ECI website		
53	United People's Party, Liberal	UPP,L	Not available on ECI website		
54	Zoram Nationalist Party	ZNP	Not available on ECI website		

*Taken auditor date from the document.

II. Donations to Regional Parties as declared to the ECI (FY 2020-21)

- Under **Section 29C (1) of the Representation of People's Act, 1951**, political parties are required to prepare a report providing details of contributions **in excess of twenty thousand rupees** from any person in a particular financial year to avail 100% tax exemption. However, in FY 2020-21, we see that **3 regional parties (DMK, NPF and SDF)** have also provided details of donations received **below Rs 20,000** in their contribution reports.
- The total amount of donations declared by **27** regional parties analysed, including both above and below Rs 20,000, was **Rs 124.53 cr**, from **3051** donations.
- No donations have been declared by **JMM, NDPP, DMDK** and **RLTP** for FY 2020-21.
- With regard to the total amount of donations, **JDU** leads with **Rs 60.155 cr** from 330 donations followed by **DMK**, which has declared receiving **Rs 33.993 cr** from **177** donations. **AAP** declared receiving **Rs 11.328 cr** that is the third highest amongst all regional parties. **IUML** and **TRS** have declared total donations **Rs 4.165 cr** and **Rs 4.15 cr** respectively.
- 91.38%** or **Rs 113.791 cr** of the total donations received by regional parties have been received solely by **top 5 regional parties**.

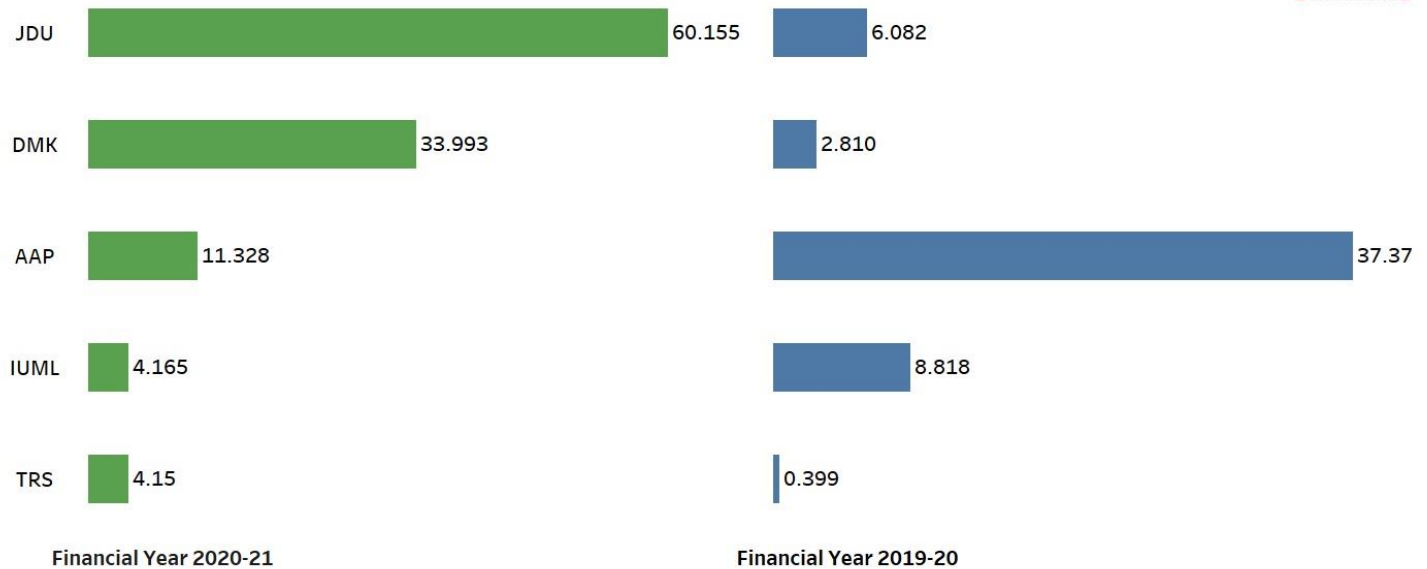
Top 10 Regional Parties which declared maximum donations for FY 2020-21 (in Rs Cr)



III. Comparison of donations received by Regional Parties between FY 2019-20 and FY 2020-21

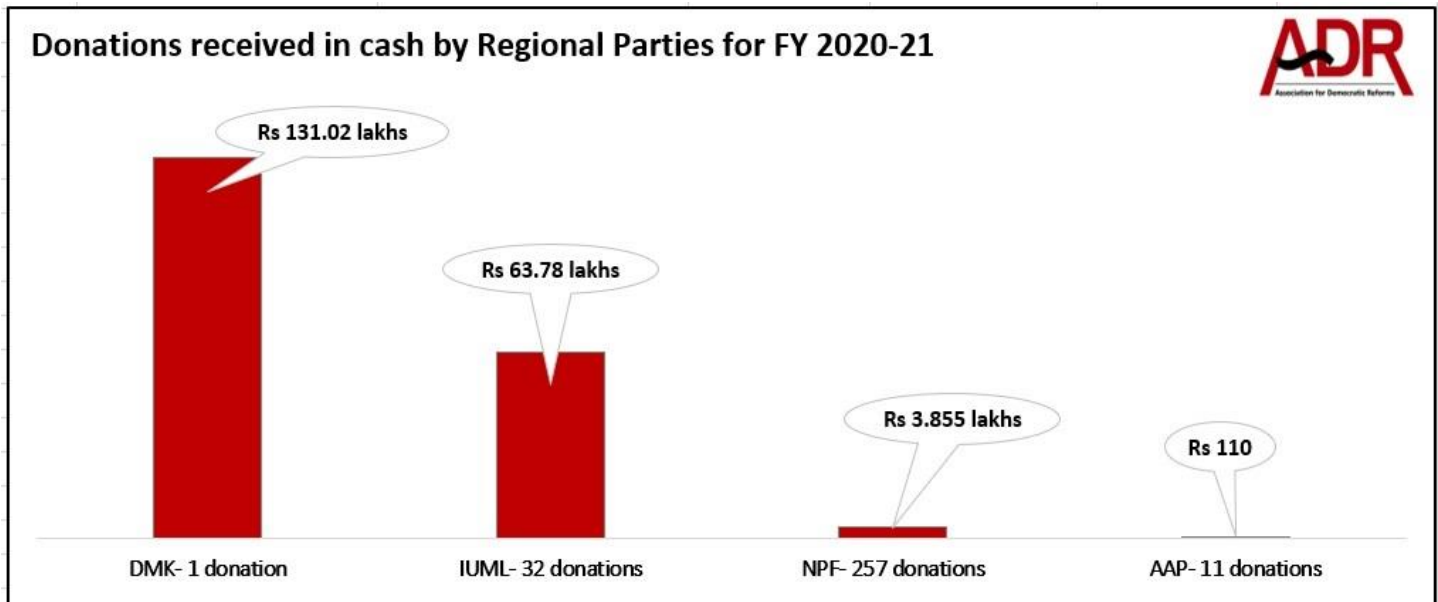
- DMK, TRS, JDU and MNS** saw the maximum percentage increase in their income from donations between FY 2019-20 and 2020-21.
- Donations to **DMK** increased by **1110%**, followed by **TRS** for which it was **940%**, **JDU** for which it was **889%**, and **MNS** that saw an increase of **486%**.
- Two parties (**NDPP** and **DMDK**) had not received any donations during FY 2019-20 and FY 2020-21.
- JMM, YSR-C, SDF, TDP and Shivsena** declared the highest decrease in the percentage of donations received between FY 2019-20 and 2020-21, of **100%, 99.97%, 99.42%, 99%** and **98.90%** respectively.
- The top five parties which declared the highest donations in FY 2020-21 are JDU, DMK, AAP, IUML and TRS. Out of these parties, **JDU, DMK and TRS** declared an **increase in their donations** while **AAP and IUML** declared a **decrease in the donations** in comparison with FY 2019-20.

Comparison of donations received by top 5 Regional Parties between FY 2019-20 & 2020-21 (in Rs Cr)



IV. Cash donations declared by the Regional Parties (FY 2020-21)

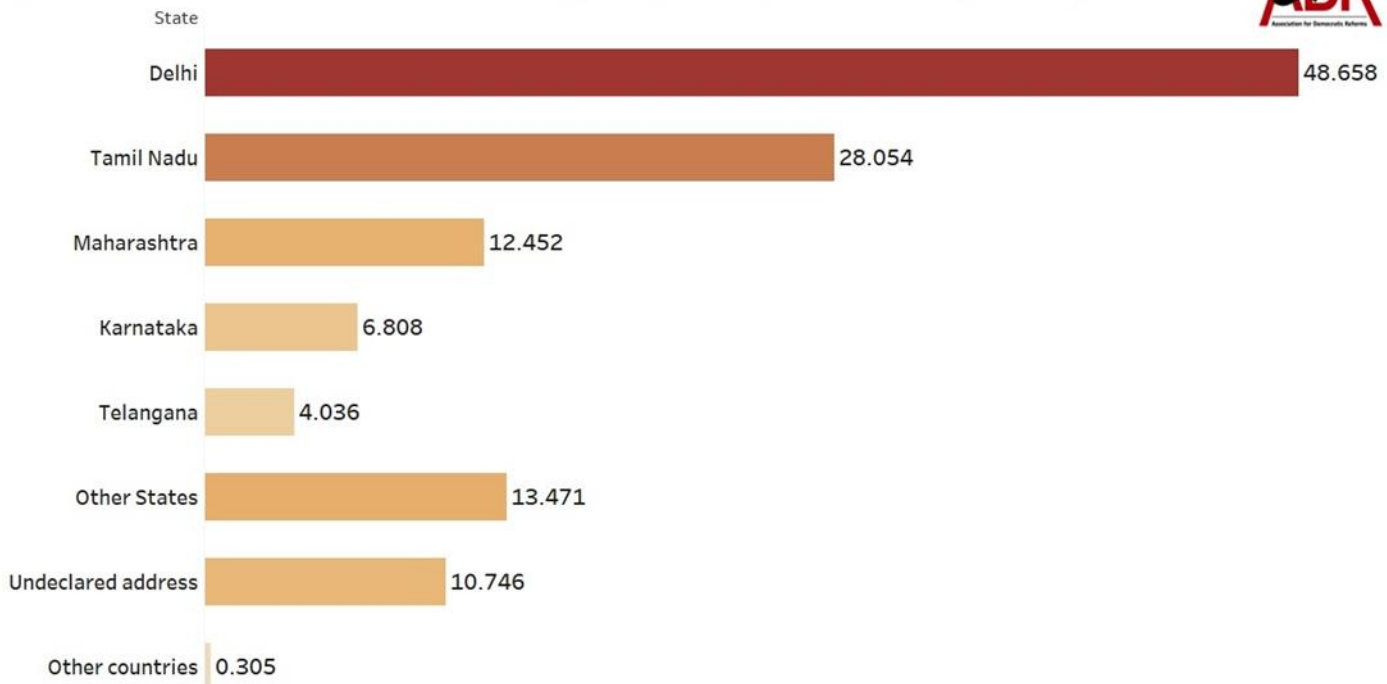
- Out of the total donations of **Rs 124.53 cr** declared by the regional parties, **Rs 1.986 cr** from **301** donations was received in cash during FY 2020-21. This formed **1.59%** of the **total donations** to the parties.
- Maximum donations in cash** were declared by **DMK**, which collected a total of **Rs 131.02 lakhs**, followed by **IUML** with **Rs 63.78 lakhs**, **NPF** with **Rs 3.855 lakhs** and **AAP** with **Rs 110**.
- Among all the states, donors from **Tamil Nadu** made the highest donations of **Rs 63.78 lakhs** in cash followed by donors from **Karnataka** who donated a total of **Rs 110** in cash.
- Donations worth **Rs 134.875 lakhs in cash did not have address details**. 2 Regional Parties (**DMK** and **NPF**) have received such donations in FY 2020-21 (Refer Annexure 1)



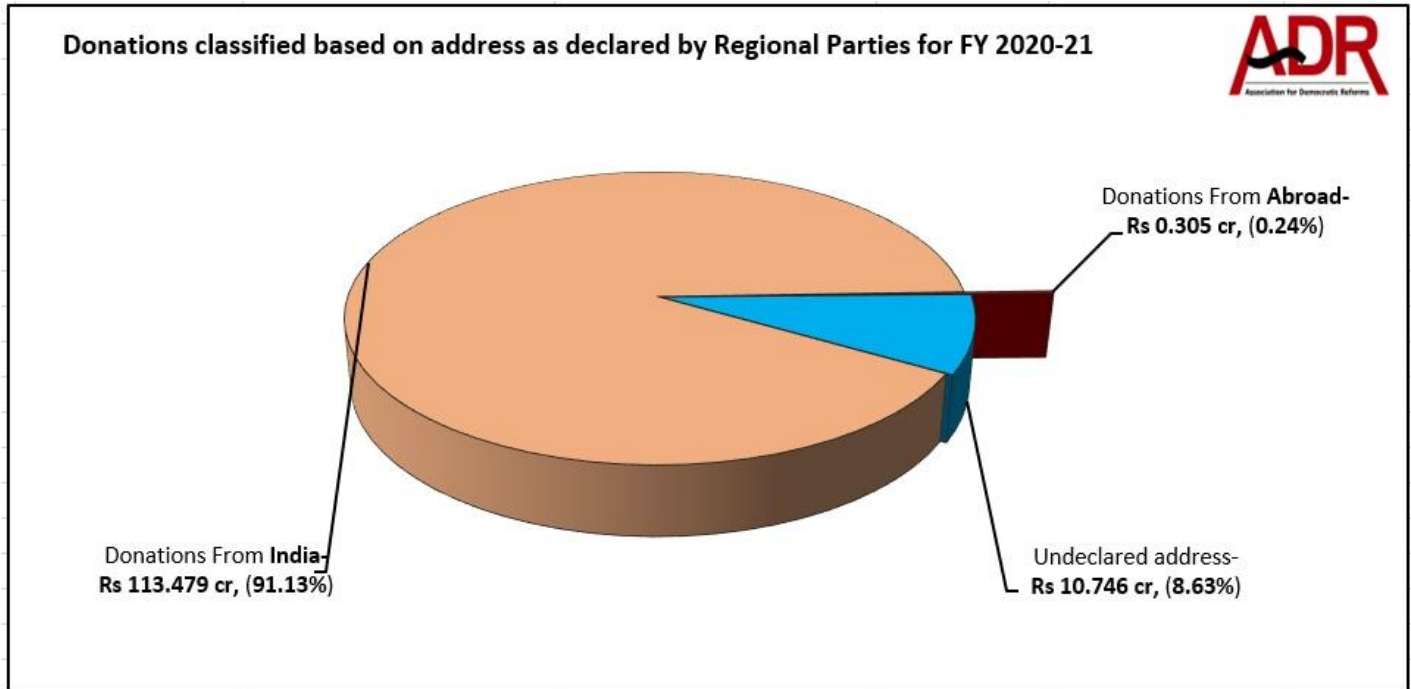
V. State-wise donations to Regional Parties (FY 2020-21)

- a. **Segregation of donations according to location** was made by **ADR** based on the **addresses** provided by the parties in their donations report to the ECI.
- b. Donations declared by the regional parties contained details of donations received from **24 States/Union Territories/common capitals** and **12 countries** according to the declared address of donors. Only **AAP** and **KCM** declared donations from abroad.
- c. Regional parties have declared receiving the highest donations of **Rs 48.658 cr** from **Delhi**, followed by **Rs 28.054 cr** from **Tamil Nadu** and **Rs 12.452 cr** from **Maharashtra**.

Top Five states which contributed to Regional parties, FY 2020-21 (in Rs Cr)



- d. **0.24% or Rs 30.50 lakhs** of the total donations above Rs 20,000 to **AAP** and **KC-M** were received from **abroad**. (Annexure- 2)
- e. A total of **Rs 10.746 cr** (8.63% of total donations received by the regional parties, FY 2020-21), **could not be attributed to any State/Union Territory** due to **incomplete or lack of information provided by the parties**.

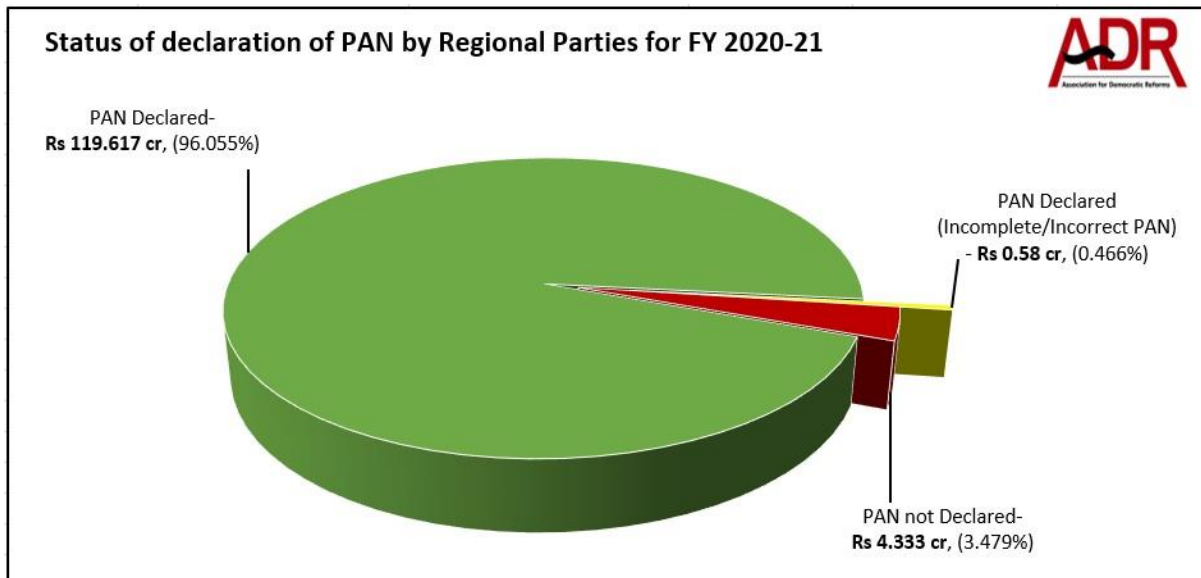


VI. Donors from Corporates/ business sectors Vs. Individual donors (FY 2020-21)

- 207** donations from **corporate/business** sectors amounting to **Rs 95.45 cr** were made to the regional parties while **2569** individual donors donated **Rs 25.576 cr** to the parties during FY 2020-21.
- In case of [National Parties](#), **1398** donations were made by corporate/business sectors amounting to **Rs 480.655 cr** (80.953% of total donations) while **2258** individual donors donated **Rs 111.65 cr** (18.804% of total donations) during FY 2020-21.
- With the maximum number of donations during FY 2020-21, **JDU** has declared **58 donations** from **corporate/business sectors** amounting to **Rs 59.249 cr** while **272 individual donors** donated **Rs 90.60 lakhs** to the party.

VII. Disclosure of PAN details in donations (FY 2020-21)

- Out of **27** regional parties which declared receiving donations, **10 parties**, have **declared donations of donors without their PAN details**.
- Rs 4.333 cr** or **3.479%** of the total amount of donations received by regional parties **do not have PAN details**.
- Only **NPF** has **not provided PAN details of even a single donor** in its donations statement.



Observations

- ECI [notification dated 29th August, '14](#) stated that “...no tax deduction shall be allowed on the contributions made in cash by any person or company to a political party. Accordingly, the political party shall maintain name and address of all such individuals, companies or entities making donation to it, excepting petty sums, donated by the public only during its public rallies”. This notification was applicable for donations made from FY 2014-15 onwards. NPF has received **257** cash donations worth a total of **Rs 3.855 lakhs** that **do not have name, address and PAN details**. DMK declared one donation in cash worth Rs 131.02 lakhs (Contribution received through Functionaries, Volunteers in cash of less than Rs-2000/)
- For FY 2020-21, address details for **283** donations worth **Rs 10.746 cr (8.63 %** of total donations received by the regional parties) were not declared by parties.
- Out of 27 Regional Parties which declared receiving donations, **10 parties**, have **declared receiving 366 donations worth Rs 4.333 cr without PAN details**.
- For a large number of donations, **regional parties have mentioned 'Online/RTGS/Cheque no.'** as mode of contribution without providing any further information such as bank details. This makes it difficult to verify whether the information given is accurate or not.
- Out of a total of **3051** donations, mode of contribution for **210 donations** worth **Rs 13.225 cr** is incomplete.
- As per the data shared by SBI in response to ADR's RTI application, Electoral Bonds worth **Rs 324.36 cr** were redeemed by parties in FY 2020-21. [5 Regional Parties](#) (YSR-Congress- Rs 96.25 cr, DMK- Rs 80.00 cr, BJD- Rs 67.00 cr, AAP- Rs 5.95 cr and JDU- Rs 1.40 cr) have declared receiving donations through Electoral Bonds worth **Rs 250.60 cr**.

Recommendations

- The Supreme Court gave a judgment on September 13, 2013 declaring that no part of a candidate's affidavit should be left blank. Similarly, **no part of the Form 24A submitted by political parties providing details of donations above Rs 20,000 should be blank**.
- The National and Regional Parties should, ideally, **lead by example** by filing **complete and correct statements** of donations to the ECI **well in time** for public scrutiny so as to encourage financial transparency.
- It is suggested that the ECI **publicizes on its website details of the action taken (if any) against political parties that fail to provide required details** (such as name and address) of individuals, companies or entities making donations in cash.

- d. Parties **not adhering** to the deadline fixed by the Election Commission of India should be **penalized** by making them **liable to pay tax on 100% of their income** from various sources.
- e. **Incomplete contributions reports** having missing or incorrect PAN/mode of payment details must **be returned to the parties** by the ECI, to deter them from providing incomplete information.
- f. **The National and Regional political parties must provide all information on their finances under the Right to Information Act.** This will go a long way in strengthening political parties, elections and democracy.

Detailed Report

Political parties rely heavily on donations for contesting elections and running their daily affairs. They receive huge sums of money in the form of donations/ contributions from corporates or business houses, trusts and individuals. Section 29C of the Representation of People Act, 1951 mandates that political parties submit their contribution details in excess of Rs 20,000 received from any person or a company to the ECI annually, in order to enjoy 100% tax exemption.

This report, prepared by **Association for Democratic Reforms (ADR)** focuses on donations received by 30 Regional Political Parties, during the Financial Year 2020-21, as submitted by the parties to the Election Commission of India (ECI).

I. Donations declared by Regional Parties to the ECI (FY 2020-21)

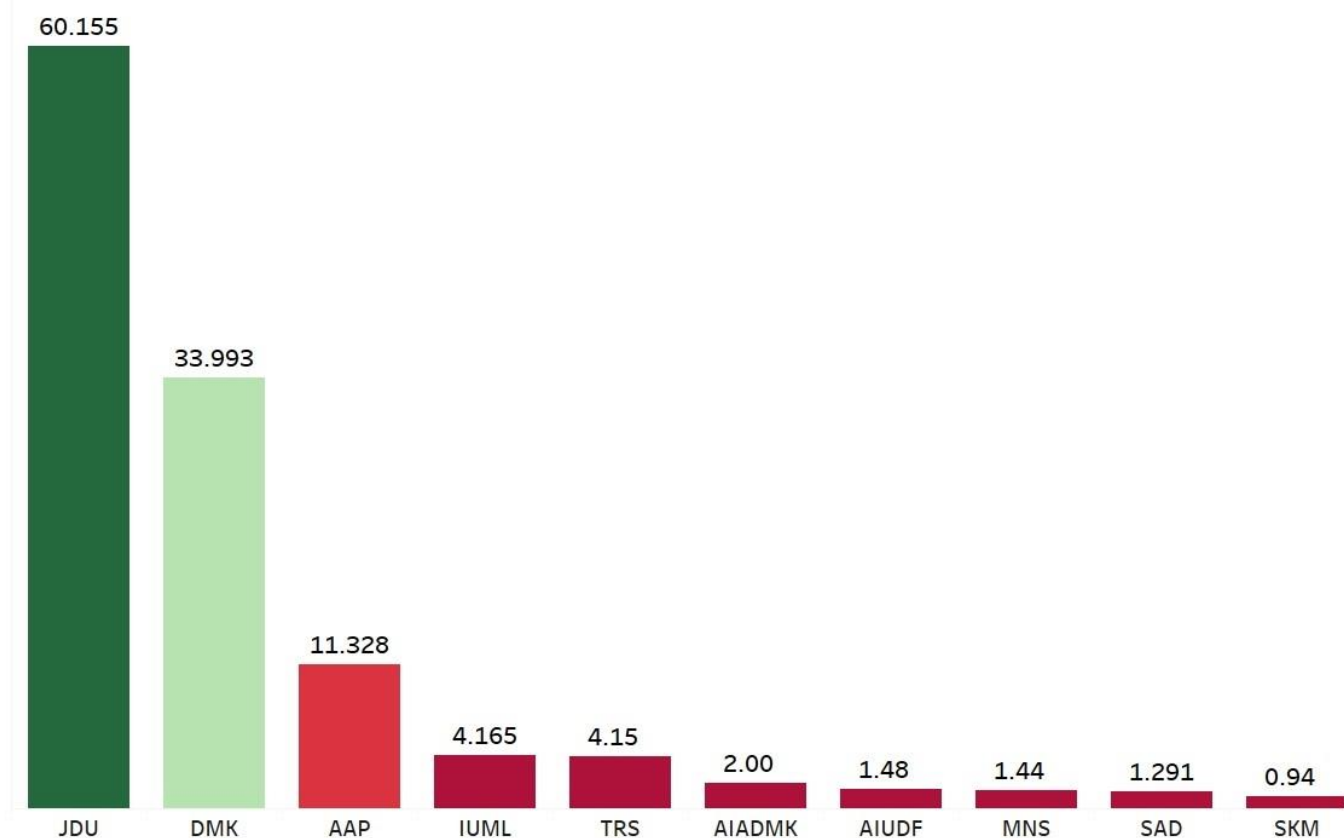
- a. Under **Section 29C(1) of the Representation of People's Act, 1951**, political parties are required to prepare a report providing details of contributions **in excess of twenty thousand rupees** from any person in a particular financial year to avail 100% tax exemption. However, in FY 2020-21, we see that **3 regional parties (DMK, NPF and SDF)** have also provided details of donations received **below Rs 20,000** in their contributions report, amounting to **Rs 1.354 cr.**
- b. The total amount of donations declared by regional parties, including both above and below Rs 20,000, was **Rs 124.53 cr, from 3051 donations.**
- c. With regard to the total amount of donations, **JDU** leads with **Rs 60.155 cr** from **330** donations followed by **DMK**, which has declared receiving **Rs 33.993 cr** from 177 donations. **AAP** declared receiving **Rs 11.328 cr** that is the third highest amongst all regional parties. **IUML** and **TRS** have declared total donations **Rs 4.165 cr** and **Rs 4.15 cr** respectively.
- d. **91.38% or Rs 113.791 cr** of the total donations received by regional parties have been received solely by top five regional parties.
- e. No donations have been declared by **JMM, NDPP, DMDK** and **RLTP** for FY 2020-21.

Donations declared by Regional parties during FY 2020-21

S. No.	Party	Declared donations above Rs 20,000		Declared donations below Rs 20,000		Total no. of donations	Total Donations (in Rs cr)
		No. of donations	Donations (in Rs cr)	No. of donations	Donations (in Rs cr)		
1	JDU	330	60.155	0	0	330	Rs 60.155 cr
2	DMK	171	32.679	6	1.314	177	Rs 33.993 cr
3	AAP	1724	11.328	0	0	1724	Rs 11.328 cr
4	IUML	89	4.165	0	0	89	Rs 4.165 cr
5	TRS	22	4.15	0	0	22	Rs 4.15 cr

Donations declared by Regional parties during FY 2020-21							
S. No.	Party	Declared donations above Rs 20,000		Declared donations below Rs 20,000		Total no. of donations	Total Donations (in Rs cr)
		No. of donations	Donations (in Rs cr)	No. of donations	Donations (in Rs cr)		
6	AIADMK	1	2.00	0	0	1	Rs 2.00 cr
7	AIUDF	40	1.48	0	0	40	Rs 1.48 cr
8	MNS	17	1.44	0	0	17	Rs 1.44 cr
9	SAD	157	1.291	0	0	157	Rs 1.291 cr
10	SKM	12	0.94	0	0	12	Rs 0.94 cr
11	KC-M	15	0.69	0	0	15	Rs 0.69 cr
12	Shivsena	45	0.689	0	0	45	Rs 0.689 cr
13	SP	30	0.5044	0	0	30	Rs 0.5044 cr
14	JJP	63	0.391	0	0	63	Rs 0.391 cr
15	PMK	3	0.39	0	0	3	Rs 0.39 cr
16	JDS	2	0.30	0	0	2	Rs 0.30 cr
17	GFP	7	0.292	0	0	7	Rs 0.292 cr
18	AJSU	9	0.075	0	0	9	Rs 0.075 cr
19	AGP	14	0.07	0	0	14	Rs 0.07 cr
20	CPI(ML)(L)	20	0.049	0	0	20	Rs 0.049 cr
21	NPF	0	0	257	0.0385	257	Rs 0.0385 cr
22	AIMIM	6	0.0295	0	0	6	Rs 0.0295 cr
23	AIFB	4	0.0284	0	0	4	Rs 0.0284 cr
24	TDP	3	0.0251	0	0	3	Rs 0.0251 cr
25	RLD	2	0.0121	0	0	2	Rs 0.0121 cr
26	YSR-C	1	0.0025	0	0	1	Rs 0.0025 cr
27	SDF	0	0	1	0.0012	1	Rs 0.0012 cr
28	JMM	0	0	0	0	0	Rs 0
29	NDPP	0	0	0	0	0	Rs 0
30	DMDK	0	0	0	0	0	Rs 0
31	RLTP	0	0	0	0	0	Rs 0
Grand Total		2787 donations	Rs 123.176 cr	264 donations	Rs 1.354 cr	3051 donations	Rs 124.53 cr

Top 10 Regional Parties which declared maximum donations for FY 2020-21 (in Rs Cr)



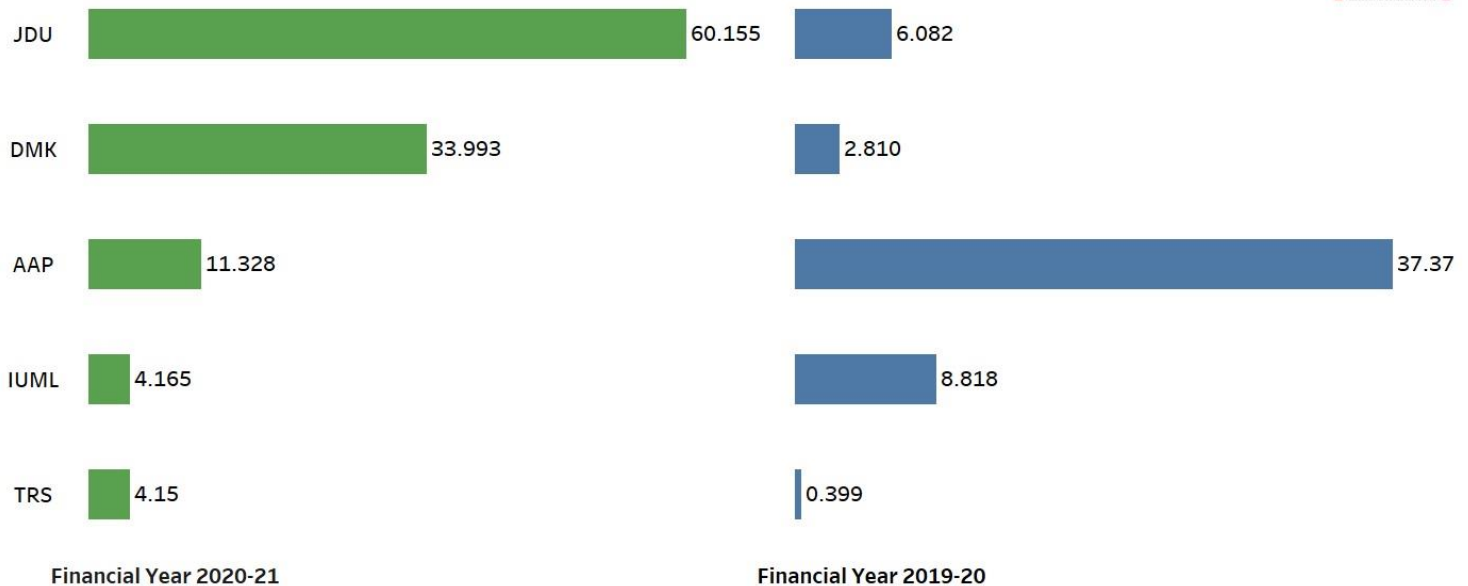
II. Comparison of donations received by Regional Parties between FY 2019-20 and FY 2020-21

- 10 regional parties** considered in this report did not submit their contribution report for one of the two financial years: **LJSP, INLD, BJD, JKNC, SKM, KC-M, AJSU, CPI(ML)(L), AIFB and RLTP.**
- 16 regional parties**, which have declared a **decrease** in the amount of donations received between FY 2019-20 and 2020-21.
- The overall donations of **7 regional parties** saw an **increase** in the current financial year, 2020-21 from the previous financial year, 2019-20.
- The highest percentage increase in the donations received between FY 2019-20 and 2020-21 was declared **DMK, TRS, JDU and MNS** of **1110%, 940%, 889%** and **486%**, respectively.

Comparison of donations received by Regional Parties between FY 2019-20 and FY 2020-21 (in Rs cr)				
Regional Party	FY 2019-20 (B)	FY 2020-21 (B)	Amount increased/decreased since last year (B-A=C)	Percentage increase/decrease (C/A*100)
JDU	6.082	60.155	54.073	889%
DMK	2.81	33.993	31.183	1110%
AAP	37.37	11.328	-26.042	-70%
IUML	8.818	4.165	-4.653	-53%
TRS	0.399	4.15	3.751	940%
AIADMK	52.17	2.00	-50.17	-96%
AIUDF	0.455	1.48	1.025	225%
MNS	0.2458	1.44	1.1942	486%

Comparison of donations received by Regional Parties between FY 2019-20 and FY 2020-21 (in Rs cr)				
Regional Party	FY 2019-20 (B)	FY 2020-21 (B)	Amount increased/decreased since last year (B-A=C)	Percentage increase/decrease (C/A*100)
SAD	4.134	1.291	-2.843	-69%
Shivsena	62.859	0.689	-62.17	-98.90%
SP	4.392	0.5044	-3.8876	-89%
JJP	2.087	0.391	-1.696	-81%
PMK	0.3429	0.39	0.0471	14%
JDS	1.0088	0.30	-0.7088	-70%
AIMIM	0.138	0.295	0.157	114%
GFP	0.33	0.0292	-0.3008	-91%
AGP	0.10	0.07	-0.03	-30%
NPF	0.0392	0.0385	-0.0007	-2%
TDP	2.606	0.0251	-2.5809	-99%
RLD	0.15	0.0121	-0.1379	-92%
YSR-C	8.924	0.0025	-8.9215	-99.97%
SDF	0.2084	0.0012	-0.2072	-99.42%
JMM	6.442	0	-6.442	-100%
NDPP	0	0	0	0%
DMDK	0	0	0	0%
Total	Rs 202.111 cr	Rs 122.75 cr	Rs -79.361 cr	-64.65%
LJSP	2.629	Not available on ECI website	-	-
INLD	0.515	Not available on ECI website	-	-
BJD	28.2	Not available on ECI website	-	-
JKNC	0	Not available on ECI website	-	-
SKM	Not available on ECI website	0.94	-	-
KC-M	Not available on ECI website	0.69	-	-
AJSU	Not available on ECI website	0.075	-	-
CPI(ML)(L)	Not available on ECI website	0.049	-	-
AIFB	Not available on ECI website	0.0284	-	-
RLTP	Not available on ECI website	0	-	-

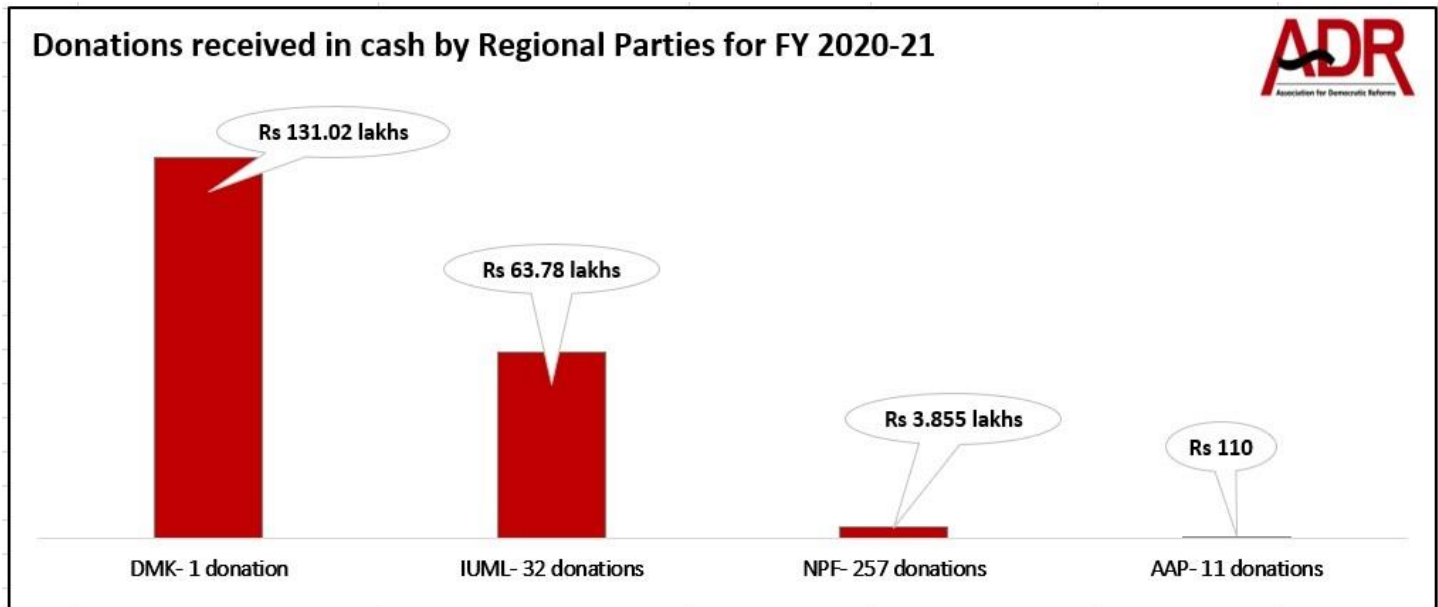
Comparison of donations received by top 5 Regional Parties between FY 2019-20 & 2020-21 (in Rs Cr)



III. Cash donations declared by Regional Parties in FY 2020-21

- Out of the total donations of **Rs 124.53 cr** declared by the regional parties, **Rs 198.656 lakhs** from **301 donations** was received in **cash** during FY 2020-21. This formed **1.59%** of the **total donations** to the parties.
- Maximum donations in cash** were declared by **DMK**, which collected a total of **Rs 131.02 lakhs**, followed by **IUML** with **Rs 63.78 lakhs**, **NPF** with **Rs 3.855 lakhs** and **AAP** with **Rs 110**.
- Among all the states, donors from **Tamil Nadu** made the highest donations of **Rs 63.78 lakhs** in cash, followed by donors from **Karnataka** who donated a total of **Rs 110** in cash.
- DMK** and **NPF** have received cash donations worth a total of **Rs 134.875 lakhs that do not have address details**.
- For complete list of state-wise cash donations, please refer to **Annexure-1**

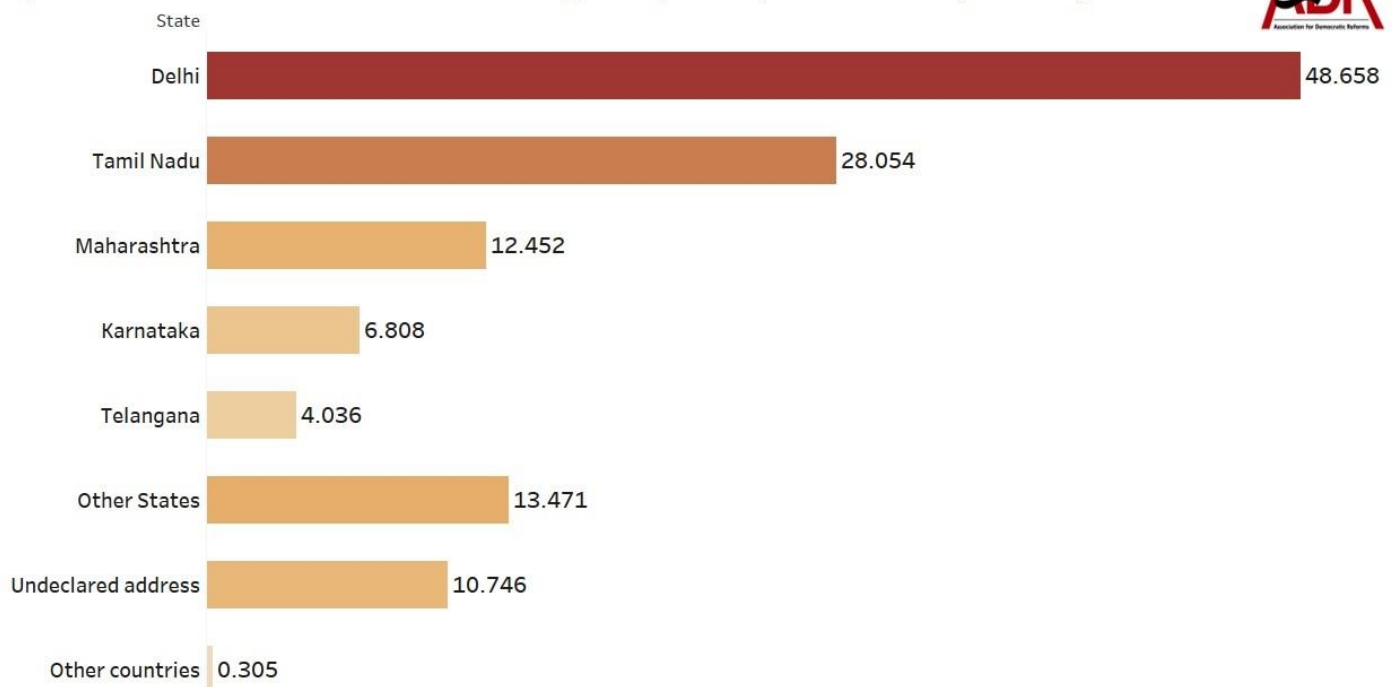
Donations received by Regional Parties in cash - FY 2020-21 (in Rs lakhs)					Total
Party	DMK	IUML	NPF	AAP	
Amount	131.02	63.78	3.855	0.00110	Rs 198.656 lakhs
No. of donations	1	32	257	11	301 donations



IV. State-wise donations to Regional Parties in FY 2020-21

- Segregation of donations according to State and sectors** was made by **ADR** based on the **names and address** provided by the parties in their donations report to the ECI.
- Donations declared by the regional parties contained details of donations received from **24 States/Union Territories/common capitals** and **12 countries** according to the declared address of donors. Only KC-M and AAP declared donations from abroad. (Refer Annexure – 5)
- Amongst all the states/UTs/common capitals, the highest amount of **Rs 48.658 cr** was donated to the regional parties from **Delhi**, followed by **Rs 28.054 cr** from **Tamil Nadu** and **Rs 12.452 cr** from **Maharashtra**.

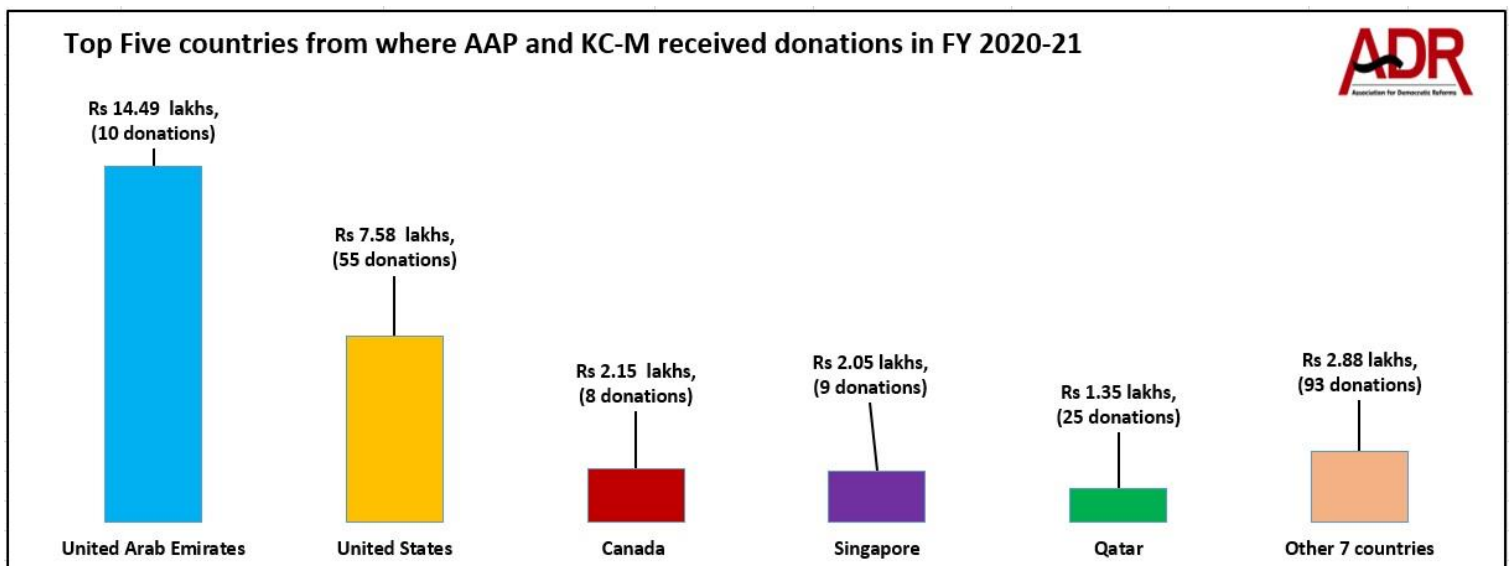
Top Five states which contributed to Regional parties, FY 2020-21 (in Rs Cr)

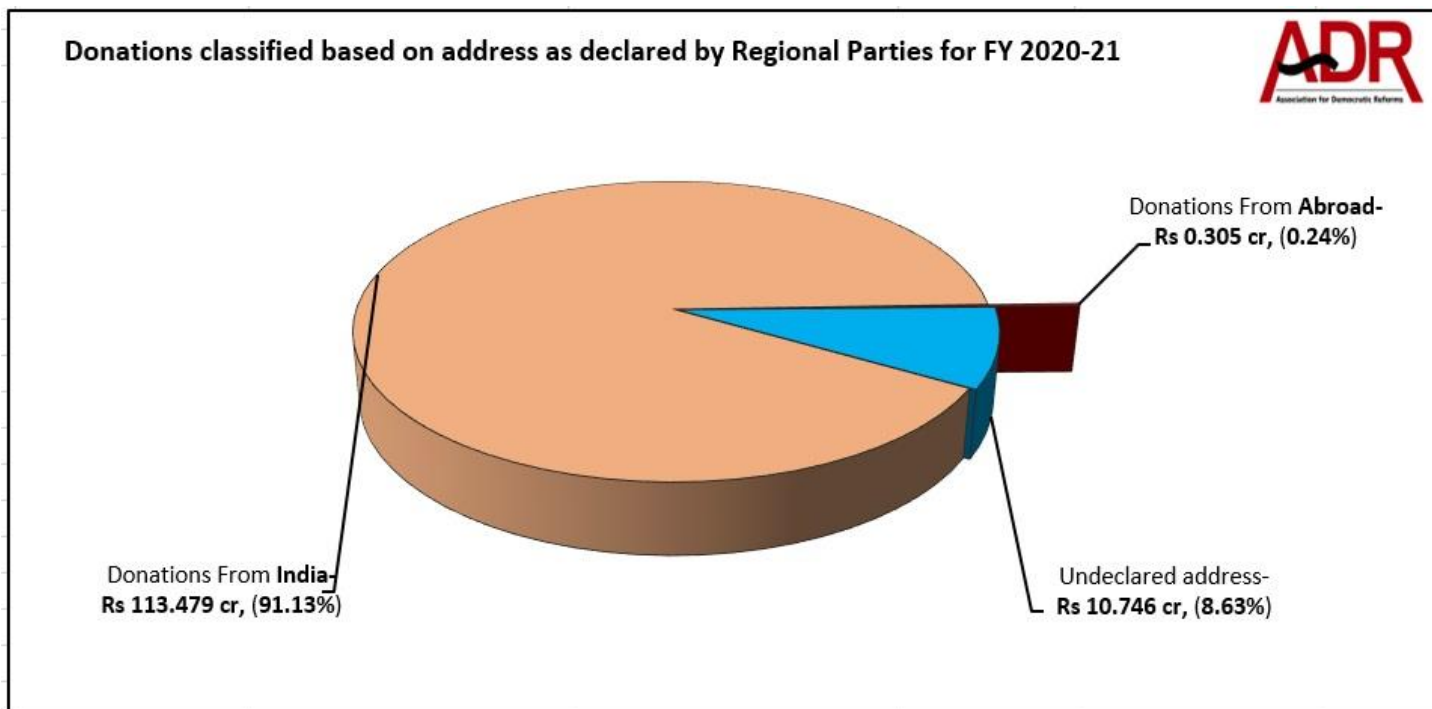


State-wise donations to Regional Parties in FY 2020-21		
State	Donations Amount (in Rs cr)	Percentage share
Delhi	48.658	39.07%
Tamil Nadu	28.054	22.53%
Maharashtra	12.452	10.00%
Karnataka	6.808	5.47%
Telangana	4.036	3.24%
19 Other States/UTs	13.471	10.82%
Other countries	0.305	0.24%
Undeclared address	10.746	8.63%
Total	Rs 124.53 cr	100%

Top 5 countries from where AAP and KC-M have received donations for FY 2020-21		
Countries	Donations received from states (in Rs)	Number of donations
United Arab Emirates	14,49,000	10
United States	7,58,017	55
Canada	2,15,000	8
Singapore	2,05,000	9
Qatar	1,35,000	5
Other 7 countries	2,88,040	15
Total	Rs 30.50 lakhs	102 donations

- d. **AAP and KC-M** have received **Rs 30.50 lakhs** worth of donations from outside India, becoming the **only 2 regional parties** that **received donations from across 12 countries outside India** (Refer Annexure – 2 for complete details of all donations from abroad).
- e. Top 5 countries from where **AAP** has received donations are **United States, UAE, Singapore, Canada and United Kingdom**.
- f. Only one donation (**Rs 10 lakhs**) was received by **Kerala Congress (M)** from the **United Arab Emirates**.



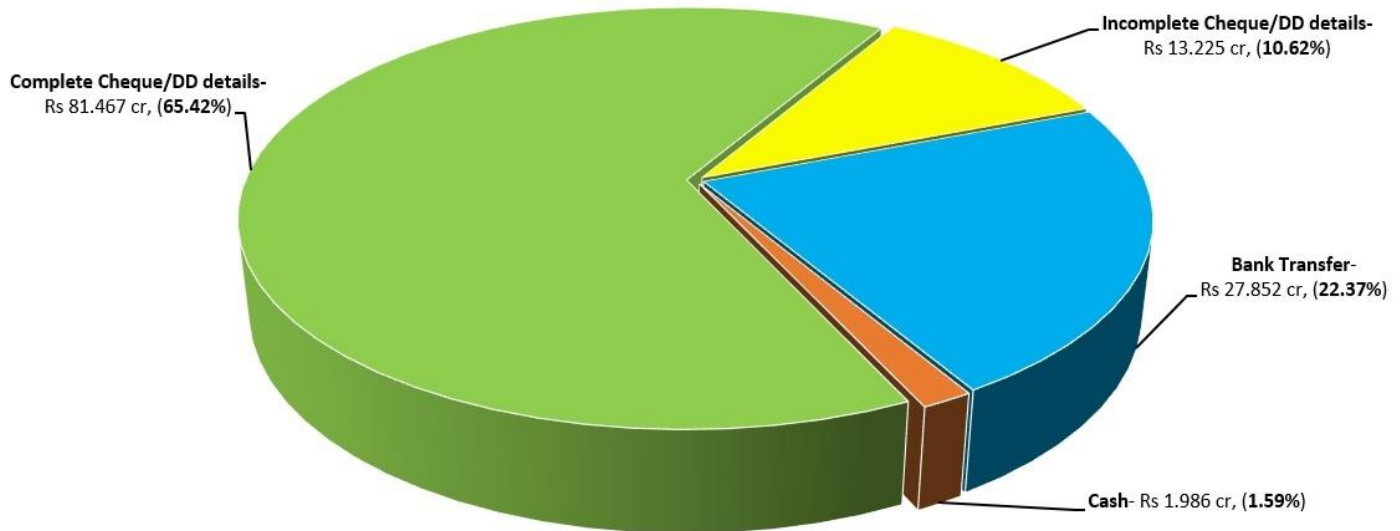


V. Mode of contribution to Regional Parties in FY 2020-21

- Regional parties declared receiving a total of **Rs 94.692 cr** through **Cheque/DD** from a total of **655 donations** where complete contribution details were provided, forming **76.04%** of the total donations received. **2095 donations** amounting to **Rs 27.852 cr** were received in the form of **Bank Transfer**, forming **22.37%** of the total donations received.
- Mode of contribution details for donations worth **Rs 13.225 cr** or **10.62%** of the total amount were **incomplete**.
- 301 donations** amounting to **Rs 1.986 cr** were received in cash.
- For complete list of mode of contribution to regional parties, please refer to **Annexure – 3**.

Mode through which donations were received as declared by Regional Parties for FY 2020-21 (in Rs cr)					
Donations	Cheque/DD		Bank Transfer	Cash	Grand Total
	Details complete	Details incomplete			
Total no. of donations	445	210	2095	301	3051 donations
Total donations declared (in Rs cr)	81.467	13.225	27.852	1.986	Rs 124.53 cr
Share of donations	65.42%	10.62%	22.37%	1.59%	100%

Mode of contributions declared by Regional Parties for FY 2020-21

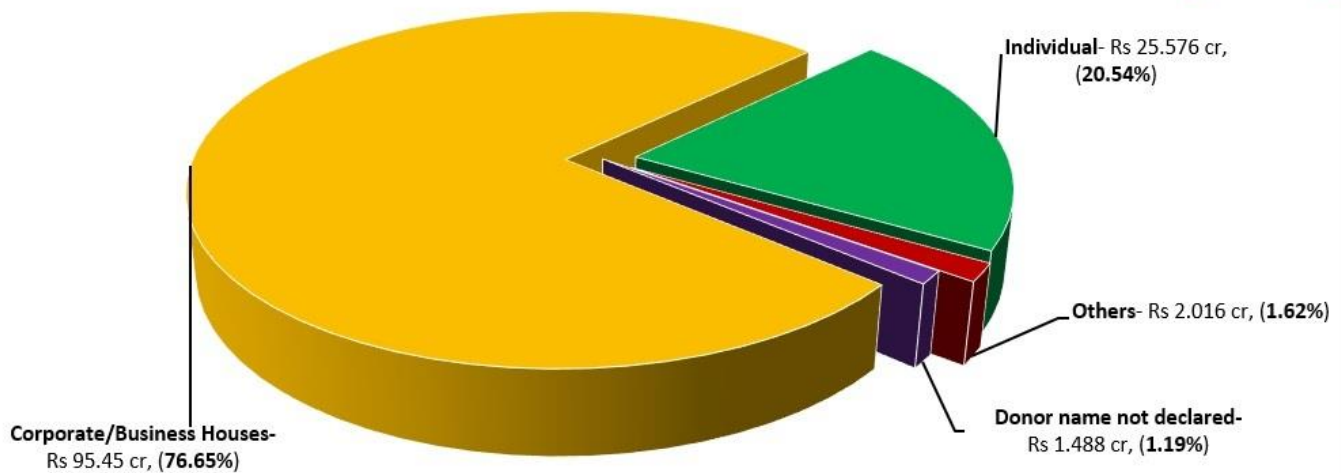


VI. Donors from Corporates/ business sectors Vs. Individual donors (FY 2020-21)

- Corporates/ business sectors have been segregated from individual donations by **ADR** as this segregation is not a part of the form submitted by the political parties to the ECI.
- 207** donations from **corporate/business** sectors amounting to **Rs 95.45 cr** were made to the regional parties while **2569** individual donors donated **Rs 25.576 cr** to the parties during FY 2020-21.
- With the maximum number of donations during FY 2020-21, **JDU** has declared **58** donations from corporate/business sectors amounting to **Rs 59.249 cr** while **272** individual donors donated **Rs 90.60 lakhs** to the party.
- For complete list of sector-wise contributions to regional parties, please refer to Annexure – 4.

Sector-wise donations to Regional Parties for FY 2020-21		
Corporate/Business Houses	No of donations	207
	Contribution	95.45
Individual	No of donations	2569
	Contribution	25.576
Other	No of donations	10
	Contribution	2.016
Donor name not declared	No of donations	265
	Contribution	1.488
Total No of donations		3051 donations
Total Amount of Contribution (Rs.)		Rs 124.53 cr

Sector-wise donations to Regional Parties for FY 2020-21



VII. Disclosure of PAN details of donors by Regional parties, FY 2020-21

- Out of **27 regional parties** which declared receiving donations, **10 parties** have **declared receiving 366 donations without PAN details**.
- NPF** declared **257 donations** below Rs 20,000 but party has not given any PAN details of those donations for FY 2020-21.
- AAP, IUML, SP and AIUDF** have declared **incorrect/missing PAN details of 4 donations**.
- IUML** received the maximum amount, **Rs 2.385 cr** from donations without PAN details, followed by **DMK**, which received an amount of **Rs 1.421 cr**, and **TRS** that received **Rs 15.00 lakhs** from such similar donations.

Status of declaration of PAN details of donations received by Regional Parties for FY 2020-21

Regional Parties	PAN Declared		Incomplete/Incorrect PAN		PAN not Declared		Total no. of donations	Total amount of donations
	No. of donations with PAN details	Contributions (in Rs cr)	No. of donations with PAN details	Contributions (in Rs cr)	No. of donations without PAN details	Contributions (in Rs cr)		
JDU	328	60.105	0	0	2	0.05	330	Rs 60.155 cr
DMK	164	32.572	0	0	13	1.421	177	Rs 33.993 cr
AAP	1714	11.278	1	0.02	9	0.03	1724	Rs 11.328 cr
IUML	24	1.28	1	0.5	64	2.385	89	Rs 4.165 cr
TRS	14	4.00	0	0	8	0.15	22	Rs 4.15 cr
AIADMK	1	2.00	0	0	0	0	1	Rs 2.00 cr
AIUDF	35	1.311	1	0.05	4	0.119	40	Rs 1.48 cr
MNS	17	1.44	0	0	0	0	17	Rs 1.44 cr
SAD	152	1.269	0	0	5	0.022	157	Rs 1.291 cr
SKM	12	0.94	0	0	0	0	12	Rs 0.94 cr
KC-M	14	0.59	0	0	1	0.1	15	Rs 0.69 cr
Shivsena	45	0.689	0	0	0	0	45	Rs 0.689 cr
SP	29	0.4943	1	0.0101	0	0	30	Rs 0.5044 cr
JJP	63	0.391	0	0	0	0	63	Rs 0.391 cr
PMK	3	0.39	0	0	0	0	3	Rs 0.39 cr

Status of declaration of PAN details of donations received by Regional Parties for FY 2020-21								
Regional Parties	PAN Declared		Incomplete/Incorrect PAN		PAN not Declared		Total no. of donations	Total amount of donations
	No. of donations with PAN details	Contributions (in Rs cr)	No. of donations with PAN details	Contributions (in Rs cr)	No. of donations without PAN details	Contributions (in Rs cr)		
JDS	2	0.30	0	0	0	0	2	Rs 0.30 cr
GFP	7	0.292	0	0	0	0	7	Rs 0.292 cr
AJSU	9	0.075	0	0	0	0	9	Rs 0.075 cr
AGP	14	0.07	0	0	0	0	14	Rs 0.07 cr
CPI(ML)(L)	20	0.049	0	0	0	0	20	Rs 0.049 cr
NPF	0	0	0	0	257	0.0385	257	Rs 0.0385 cr
AIMIM	3	0.0125	0	0	3	0.017	6	Rs 0.0295 cr
AIFB	4	0.0284	0	0	0	0	4	Rs 0.0284 cr
TDP	3	0.0251	0	0	0	0	3	Rs 0.0251 cr
RLD	2	0.0121	0	0	0	0	2	Rs 0.0121 cr
YSR-C	1	0.0025	0	0	0	0.00	1	Rs 0.0025 cr
SDF	1	0.0012	0	0	0	0	1	Rs 0.0012 cr
Grand Total	2681 donations	Rs 119.617 cr	4 donations	Rs 0.58 cr	366 donations	Rs 4.333 cr	3051 donations	Rs 124.53 cr

VIII. Donations to Regional Parties worth Rs 50 lakhs and above, FY 2020-21

- Regional parties together received **38 donations worth Rs 50 lakhs and above in FY 2020-21.**
- The **top Three highest donations** were given by **Prudent Electoral Trust** (Twice- Rs 15 cr and Rs 10 cr) and **A2BS Infrastructure & Consultants Pvt Ltd** to **JDU** worth **Rs 25.00 cr** and **Rs 6.00 cr** respectively.
- S.N.J. Sugars and Products Limited** has given **Rs 6.00 cr** to **DMK** for FY 2020-21.
- Only 6 Regional parties (**JDU, DMK, AAP, AIADMK, TRS** and **IUML**) received the highest single donations of Rs 50 lakhs and above for FY 2020-21.

Donations to Regional Parties worth Rs 50 lakhs and above, FY 2020-21						
S.No.	Name	Complete Address of the Contributing Person/Company	PAN (Yes/No)	Amount of Contribution (Rs.)	Mode of Contribution *(Cheque/Demand Draft /cash)	Party Name
1	Prudent Electoral Trust (Formerly-Satya Electoral Trust)	Hansh Bhawan, Bahadur Shah Zafar Marg, ITO, New Delhi-110002	Yes	15,00,00,000	Chq No-000563, Dt-19.10.2020, HDFC Bank Ltd, K.G. Marg, New Delhi-110002	JDU
2	Prudent Electoral Trust (Formerly-Satya Electoral Trust)	Hansh Bhawan, Bahadur Shah Zafar Marg, ITO, New Delhi-110002	Yes	10,00,00,000	Chq No-000564, Dt-19.10.2020, HDFC Bank Ltd, K.G. Marg, New Delhi-110002	JDU
3	A2BS Infrastructure & Consultants Pvt Ltd	A1/299, (Ground & 1st Floor) Safdarjung Enclave, New Delhi-110029	Yes	6,00,00,000	Chq No-000662, Dt-15.10.2020, Kotak Mahindra Bank Ltd, Safdarjung Enclave, New Delhi-110029	JDU
4	S.N.J. Sugars and Products Limited	99, Canal Bank Road, C I T Nagar, Nandanam, Chennai-600035	Yes	6,00,00,000	Cheque-852870, Dt-20.03.2021, State Bank of India	DMK
5	Aristo Pharmaceuticals Pvt Ltd	23A, Shah Industrial Estate, Off-Veera Desai Road, Andheri (W), Mumbai-400053	Yes	5,00,00,000	UTR No-SBIN-20247184944, 20247184945, 20247184946, 20247184947, 20247184948, 20247184950, 20247184951, 20247184952, 20247184954, 20247184955, Dt-03.09.2020, SBI, Indl. Finance Branch, Andheri (East), Mumbai	JDU

Donations to Regional Parties worth Rs 50 lakhs and above, FY 2020-21						
S.No.	Name	Complete Address of the Contributing Person/Company	PAN (Yes/No)	Amount of Contribution (Rs.)	Mode of Contribution *(Cheque/Demand Draft /cash)	Party Name
6	Aristo Pharmaceuticals Pvt Ltd	23A, Shah Industrial Estate, Off-Veera Desai Road, Andheri (W) Mumbai-400053	Yes	5,00,00,000	UTR No-SBIN-520287579791, 520287579792, 520287579794, 520287579795, 520287579796, 520287579798, 520287579799, 520287579800, 520287579802, 520287579803, Dt-13.10.2020, SBI, Indl, Finance Branch, Andheri (East), Mumbai	JDU
7	A2BS Infrastructure & Consultants Pvt Ltd	A1/299, (Ground & 1st Floor) Safdarjung Enclave, New Delhi-110029	Yes	4,00,00,000	Chq No-000659, Dt-13.10.2020, Kotak Mahindra Bank Ltd, Safdurjung Enclave, New Delhi-110029	JDU
8	A2BS Infrastructure & Consultants Pvt Ltd	A1/299, (Ground & 1st Floor) Safdarjung Enclave, New Delhi-110029	Yes	4,00,00,000	Chq No-000666, Dt-22.10.2020, Kotak Mahindra Bank Ltd, Safdurjung Enclave, New Delhi-110029	JDU
9	The Ramco Cements Limited	Auras Corporate Centre 5th Floor, 98A, Dr. Radha Krishnan Salai Mylapore, Chennai-600004	Yes	3,00,00,000	Cheque-045607, Dt-22.03.2021, HDFC Bank	DMK
10	A2BS Infrastructure & Consultants Pvt Ltd	A1/299, (Ground & 1st Floor) Safdarjung Enclave, New Delhi-110029	Yes	3,00,00,000	Chq No-000663, Dt-17.10.2020, Kotak Mahindra Bank Ltd, Safdurjung Enclave, New Delhi-110029	JDU
11	A2BS Infrastructure & Consultants Pvt Ltd	A1/299, (Ground & 1st Floor) Safdarjung Enclave, New Delhi-110029	Yes	3,00,00,000	Chq No-000665, Dt-19.10.2020, Kotak Mahindra Bank Ltd, Safdurjung Enclave, New Delhi-110029	JDU
12	A. Dharmalingam		Yes	2,65,00,000	Cheque-000002, 000003, Dt-13.03.2021, City Union Bank Ltd	DMK
13	A.R. Thangavelan		Yes	2,65,00,000	Cheque-202492, 202493, Dt-13.03.2021, Indian Bank	DMK
14	M. Pandiyammal		Yes	2,50,00,000	Cheque-000003, 000004, Dt-13.03.2021, City Union Bank Ltd	DMK
15	Accord Distiller and Brewerst Private Ltd	29, Thilak Street, T. Nagar, Chennai-600017	Yes	2,00,00,000	RTGS	DMK
16	Maavadi Soft Tech Ventures India Private Ltd	21. C.V. Raman Road Alwarpet Chennai-18	Yes	2,00,00,000	RTGS	DMK
17	Ramco Industries Limited	Auras Corporate Centre 6th Floor, 98A, Dr. Radha Krishnan Salai Mylapore, Chennai-600004	Yes	2,00,00,000	Cheque-006501, Dt-22.03..2021, Kotak Mahindra Bank Ltd	DMK
18	Jay Bharath Electoral Trust	34-A, Kamaraj Road, Coimbatore-18	Yes	2,00,00,000	Cheque-800512, Dt-25.03.2021, Indian Bank	DMK
19	Samaj Electoral Trust Association	9/1, 5th Floor R.N. Mukherjee Rd. Kolkata-700001	Yes	2,00,00,000	Chq No-000080, Dt-08.10.2020, Development Credit Bank Ltd, Shakespeare Sarani, Kolkata-700001	JDU
20	Jaybharath Electoral Trust	No. 34-A, Kamaraj Road, Coimbatore- 641018	Yes	2,00,00,000	Cheque, Indian Bank, PN Palayam, Coimbatore, Tamil Nadu- 641037	AIADMK
21	Contribution Received through Functionaries, Volunteers in cash of Less than Rs-2000/-Cash		No	1,31,02,082	Cash	DMK
22	Indian Union Muslim League, National Committee		No	1,23,00,000	Cheque No-935455, Dt-19.08.2020, Relief Fund	IUML

Donations to Regional Parties worth Rs 50 lakhs and above, FY 2020-21						
S.No.	Name	Complete Address of the Contributing Person/Company	PAN (Yes/No)	Amount of Contribution (Rs.)	Mode of Contribution *(Cheque/Demand Draft /cash)	Party Name
23	Bharatha Swamukti Samsthe	108 Sarang of Unitech Parkway Apts 1st Main Road, Shivanagara, Rajajinagara, Bengaluru- 560010	Yes	1,20,00,000	Cheque, State Bank of India, Mahalakshmi Layout, Bangalore	AAP
24	Kalpathi Capital Services LLP	34, Thirumalai Road, T. Nagar, Chennai-600017	Yes	1,00,00,000	RTGS	DMK
25	Prudent Electoral Trust	G-15, Hans Bhawan, 1 Bahadur Shah Zafar Marg, New Delhi-110002	Yes	1,00,00,000	Cheque, HDFC Bank, Kailash Building, K.G. Marg, New Delhi-1	AAP
26	Sahiti Constructions	H.No-8-2-293/82/A/1222, 4th Floor, Sri Krishna Jewellers Building, Road No.36, Jubilee Hills, Hyderabad-500033	Yes	1,00,00,000	RTGS-ICICR42020112700864430, Dt-27.11.20	TRS
27	Green Metro Infratech & Projects Private Limited	No-8-2-293/82/A/787, Plot No-787, 3rd Floor, Apurupa Turbo, Road No-36, Jubilee Hills, Hyderabad-500033	Yes	1,00,00,000	RTGS-UBINR52020112702906537, Dt-27.11.20	TRS
28	Green Metro Infratech & Projects Private Limited	No-8-2-293/82/A/787, Plot No-787, 3rd Floor, Apurupa Turbo, Road No-36, Jubilee Hills, Hyderabad-500033	Yes	1,00,00,000	RTGS-UBIN52020112702906578, Dt-27.11.20	TRS
29	Bharatha Swamukti Samsthe	108 Sarang of Unitech Parkway Apts 1st Main Road, Shivanagara, Rajajinagara, Bengaluru- 560010	Yes	99,00,000	Cheque, State Bank of India, Mahalakshmi Layout, Bangalore	AAP
30	Bharatha Swamukti Samsthe	108 Sarang of Unitech Parkway Apts 1st Main Road, Shivanagara, Rajajinagara, Bengaluru- 560010	Yes	95,00,000	Cheque, State Bank of India, Mahalakshmi Layout, Bangalore	AAP
31	Bharatha Swamukti Samsthe	108 Sarang of Unitech Parkway Apts 1st Main Road, Shivanagara, Rajajinagara, Bengaluru- 560010	Yes	91,00,000	Cheque, State Bank of India, Mahalakshmi Layout, Bangalore	AAP
32	Bharatha Swamukti Samsthe	108 Sarang of Unitech Parkway Apts 1st Main Road, Shivanagara, Rajajinagara, Bengaluru- 560010	Yes	90,00,000	Cheque, State Bank of India, Mahalakshmi Layout, Bangalore	AAP
33	Ramesh Bellamkonda	108 Sarang of Unitech Parkway Apts 1st Main Road, Shivanagara, Rajajinagara, Bengaluru-560010	Yes	60,00,000	Cheque, State Bank of India, Mahalakshmi Layout, Bangalore	AAP
34	Nohar Chand & Sons Steels (P) Ltd.	Y-164, Loha Mandi, Naraina, New Delhi-110028	Yes	51,00,000	Cheque, HDFC Bank, Raj Nagar, Ghaziabad	AAP
35	Excutive Kazhaga News Secretary	No-5, M.P. Avenue, Majestic Colony, Saligaramam, Chennai-93	Yes	50,00,000	DD No-531492, Dt-04.11.2020, Canara Bank	DMK
36	Kama Realty (Delhi) Limited	The Galleria, DLF Mayur Vihar, Unit No-236 & 237, Second Floor, Mayur Place, Noida Link Road, Mayur Vihar Phase-1 Extn, Delhi-110091	Yes	50,00,000	Cheque, HDFC Bank, Sec-21, Dwarka, Delhi	AAP
37	Prudent Electoral Trust	G-15, Hans Bhawan, 1 Bahadur Shah Zafar Marg, New Delhi-110002	Yes	50,00,000	Cheque, HDFC Bank, K.G. Marg New Delhi-110001	AAP
38	Muhammed Abdurahiman AP Anappadikal	Malappuram	PAN Incorrect	50,00,000	Cheque No-317734, Dt-24.03.2021, SBI Calicut, Election Fund	IUML

Contact details

<p>Media and Journalist Helpline +91 80103 94248 Email: adr@adrindia.org https://adrindia.org/about-adr/state-coordinators</p>	<p>Maj Gen Anil Verma (Retd.) Head, ADR & NEW anilverma@adrindia.org</p>	<p>Prof Jagdeep Chhokar IIM Ahmedabad (Retd) Founder, ADR & NEW jchhokar@gmail.com</p>	<p>Prof Trilochan Sastry IIM Bangalore Founder, ADR & NEW tsastry@gmail.com</p>
---	--	--	--

Disclaimer

Source for the data used in the report are the contribution reports submitted by the Regional Political Parties to the Election Commission of India. ADR does not add or subtract any information, unless the EC changes the data. In particular, no unverified information from any other source is used. The data can be accessed from myneta.info/party and the websites of the ECI. While all effort has been made to ensure that the information is in keeping with what is mentioned in the statements submitted by the political parties, in case of discrepancy between information in this report and that given in their statements, the information reported by the political parties should be treated as correct. Association for Democratic Reforms (ADR), National Election Watch (NEW) and their volunteers are not responsible or liable for any direct, indirect special, or consequential damages, claims, demands, losses of any kind whatsoever, made, claimed, incurred or suffered by any party arising under or relating to the usage of data provided by ADR through this report.

It is to be noted that ADR undertakes great care and adopts utmost due diligence in analysing and dissemination of the audit and contribution reports of the political parties submitted with the Election Commission of India and respective state CEOs. Such information is only aimed at *highlighting the increased misuse of money in our electoral and political process so as to facilitate a system of transparency, accountability and good governance and to enable voters to form an informed choice*. Therefore, it is expected that anyone using this report shall undertake due care and utmost precaution while using the data provided by ADR. ADR is not responsible for any *mishandling, discrepancy, inability to understand, misinterpretation or manipulation*, distortion of the data in such a way so as to *benefit or target a particular political party or politician or candidate*.

Annexure – 1

Donations to Regional Parties in cash, FY 2020-21

State	Donations to Regional Parties in cash, FY 2020-21 (in Rs lakhs)				Grand Total
	DMK	IUML	NPF	AAP	
Tamil Nadu	0	63.78	0	0	Rs 63.78 lakhs
Karnataka	0	0	0	0.00110	Rs 0.00110 lakhs
Undeclared Address	131.02	0	3.855	0	Rs 134.875 lakhs
Total	Rs 131.02 lakhs	Rs 63.78 lakhs	Rs 3.855 lakhs	Rs 0.00110 lakhs	Rs 198.656 lakhs

Annexure – 2

All donations from Abroad to KC-M and AAP, FY 2020-21

All donations from Abroad to KC-M and AAP, FY 2020-21						
S.No.	Name	Complete Address of the Contributing Person/Company	PAN (Yes/No)	Amount of Contribution (Rs.)	Mode of Contribution	Party Name
1	Mr Muhammed	Abdurahiman, Anapadikkal DOM International, PB No-502224, Dubai, UAE	No	10,00,000	SBI NRE A/c No-30054727790, Cheque No-317737 & 317740, Dt-25.03.2021	KC-M
2	Parmeshwar Gordhandas Mirpuri	23A Begonia Court, Worldwide Garden, Lung Pak Street Hong Kong	Yes	1,00,000	Online	AAP
3	Pawan Kumar Modi	Block 723 Yishun Street 71 # 10-153 Singapore 760753	Yes	1,00,000	Online	AAP
4	Prakash Kodardas Kalidas Shah	123 Greenbriar Way Salinas, CA 93907	Yes	1,00,000	Online	AAP
5	Sanjeev Chadha	Grosvenor House, Dubai Marina, Dubai	Yes	1,00,000	Online	AAP
6	Sebastian James Sajje	106 Lucas Lane, Bethesda, MD 20814, USA	Yes	1,00,000	Online	AAP
7	Shaji Anto Francis	Gentech, Awqaf Building Mohd. Bin Thani Street, Doha, Qatar	Yes	1,00,000	Online	AAP
8	Shavak Srivastava	Villa 13, Street 3, Meadows 4, Dubai (UAE)	Yes	1,00,000	Online	AAP
9	Kamaljit Saini	601 Jagged Way, Plano TX 75074, United States	Yes	82,225	Online	AAP
10	Anjani Kumar Poddar	Flat 209, AL Nakheel 2A, 2nd Street The Greens & Views, Dubai, United Arab Emirates	Yes	51,000	Online	AAP
11	Anjani Kumar Poddar	Flat 209, AL Nakheel 2A, 2nd Street The Greens & Views, Dubai, United Arab Emirates	Yes	51,000	Online	AAP
12	Ashutosh Achyut Rao Bapat	903-4758 Grange Street, Burnaby BC V5h1r2, Canada	Yes	50,000	Online	AAP
13	Jebin George	Suite 1504, IDC, Al Thuraya Tower, Dubai Media City. P.O. Box 500615, Dubai	Yes	50,000	Online	AAP
14	Jebin George	IDC, Al Thuraya Tower 1, 15th Floor Dubai Media City US	Yes	50,000	Online	AAP
15	Manpreet Cheema	21030 42 AVE Langley, BC, Canada	No	50,000	Online	AAP
16	Muhammed Shihabudheen Kathayickel Aawas	841/25 Prince Mashhoor St. Al-Jubail 31951 Eastern Province Saudi Arabia	Yes	50,000	Online	AAP

All donations from Abroad to KC-M and AAP, FY 2020-21						
S.No.	Name	Complete Address of the Contributing Person/Company	PAN (Yes/No)	Amount of Contribution (Rs.)	Mode of Contribution	Party Name
17	Prashant Shukla	67 Hume Avenue, 09-08 Hillview Green Singapore-598744	Yes	50,000	Online	AAP
18	Rashmi Malik	P.O. Box 60798 Dubai UAE	Yes	50,000	Online	AAP
19	Sebastian James Sajie	106 Lucas Lane, Bethesda, MD 20814, USA	Yes	50,000	Online	AAP
20	Varinder Kamboj	10069 129A St, Surrey BC, Canada	Yes	50,000	Online	AAP
21	Harpal Paul	2304 Swainsons Hawk St Stockton, CA-95209	No	30,000	Online	AAP
22	Amitabh Panda	Apartment No. # 05-07, Regency House, 121 Penang Road Dhoby Ghaut, Singapore City 238464, Singapore	Yes	25,000	Online	AAP
23	Anna Thomas Chacko	PO Box 500038, Villa 24, Street 4, Meadows 7, Dubai, United Arab Emirates	Yes	25,000	Online	AAP
24	Anurag Mishra	1819 235th PL SW, Bothell, WA- 98021, United States	Yes	25,000	Online	AAP
25	Markus	1-7-4-203 Shibadaimon, Minayo Ku Tokyo, Japan	Yes	25,000	Online	AAP
26	Pradeep Kumar Vanama	4162 Vallonia Drive Cary NC 27519	Yes	25,000	Online	AAP
27	Rajeswaran Parameswaran	Unit 19, Plot 6854, Ginger, P.O. Box 2684, Gaborone, Botswana	Yes	25,000	Online	AAP
28	Ranjit Singh Shankar	Mira Monte Subdivision Lucban-Tayabas Rd, Lucban, 4328 Quezon Province, Philippines	Yes	25,000	Online	AAP
29	Jayeshkumar B Mahajan	25 Lionel Ave E Waltham MA 02452 USA	Yes	20,000	Online	AAP
30	Varinder Kamboj	10069 129A St, Surrey BC, Canada	Yes	17,000	Online	AAP
31	Varinder Kamboj	10069 129A St, Surrey BC, Canada	Yes	16,000	Online	AAP
32	Varinder Kamboj	10069 129A St, Surrey BC, Canada	Yes	16,000	Online	AAP
33	Manish Shokeen	959 Penn Cirlce, C110 King of Prussia, PA-19406	Yes	15,000	Online	AAP
34	Prabhat Sharma	39547 Gallaudet Dr. APT1015, Fremont, CA-94538	Yes	15,000	Online	AAP
35	Shaji Anto Francis	Gentech, Awqaf Building Mohd. Bin Thani Street, Doha, Qatar	Yes	15,000	Online	AAP
36	Amit Subhash Behere	301 W 22nd St, Apt 6, New York, NY 10011, United States	Yes	11,250	Online	AAP
37	Anjani Kumar Poddar	Flat 209, AL Nakheel 2A, 2nd Street The Greens & Views, Dubai, United Arab Emirates	Yes	11,000	Online	AAP
38	Anjani Kumar Poddar	Flat 209, AL Nakheel 2A, 2nd Street The Greens & Views, Dubai, United Arab Emirates	Yes	11,000	Online	AAP
39	Varinder Kamboj	10069 129A St, Surrey BC, Canada	Yes	10,500	Online	AAP
40	Aju Marshal	Binzmuhlestrasse 46, 8050 Zurich, Swtizerland	Yes	10,000	Online	AAP
41	Aju Marshal	Binzmuhlestrasse 46, 8050 Zurich, Swtizerland	Yes	10,000	Online	AAP
42	Aju Marshal	Binzmuhlestrasse 46, 8050 Zurich, Swtizerland	Yes	10,000	Online	AAP
43	Alok Shukla	17, Orchard Way, Melbourn, United Kinddom	Yes	10,000	Online	AAP
44	Alok Shukla	17, Orchard Way, Melbourn, United Kinddom	Yes	10,000	Online	AAP
45	Amit Subhash Behere	301 W 22nd St, Apt 6, New York, NY 10011, United States	Yes	10000	Online	AAP

All donations from Abroad to KC-M and AAP, FY 2020-21						
S.No.	Name	Complete Address of the Contributing Person/Company	PAN (Yes/No)	Amount of Contribution (Rs.)	Mode of Contribution	Party Name
46	Anurag Mishra	1819 235th PL SW, Bothell, WA- 98021, United States	Yes	10,000	Online	AAP
47	Dr. Ashok Kumar Kundanmal Lodha	451 Timbercreek Lane, Little Elm Tx, United States	Yes	10,000	Online	AAP
48	Dr. Ashok Kumar Lodha	451 Timbercreek Lane, Little Elm Tx, United States	Yes	10,000	Online	AAP
49	Harshul Bijani	7815, McCallum Blvd, United States	No	10,000	Online	AAP
50	Jayeshkumar B Mahajan	25 Lionel Ave E Waltham MA 02452 USA 02452	Yes	10,000	Online	AAP
51	Shaji Anto Francis	Gentech, Awqaf Building Mohd. Bin Thani Street, Doha, Qatar	Yes	10,000	Online	AAP
52	Vinodkumar A Pillai	1951 N Hicks Rd, Appt 112, Palatine, IL-60074, United States	Yes	8,000	Online	AAP
53	Vinodkumar A Pillai	1951 N Hicks Rd, Appt 112, Palatine, IL-60074, United States	Yes	8,000	Online	AAP
54	Vinodkumar A Pillai	1951 N Hicks Rd, Appt 112, Palatine, IL-60074, United States	Yes	8,000	Online	AAP
55	Prabhat Sharma	39547 Gallaudet Dr. APT1015, Fremont, CA-94538	Yes	7,500	Online	AAP
56	Dr. Ashok Kumar K. Lodha	451 Timbercreek Lane, Little Elm Tx, United States	Yes	7,000	Online	AAP
57	Vinodkumar A Pillai	1951 N Hicks Rd, Appt 112, Palatine, IL-60074, United States	Yes	7,000	Online	AAP
58	Vinodkumar A Pillai	1951 N Hicks Rd, Appt 112, Palatine, IL-60074, United States	Yes	7,000	Online	AAP
59	Vinodkumar A Pillai	1951 N Hicks Rd, Appt 112, Palatine, IL-60074, United States	Yes	7,000	Online	AAP
60	Vinodkumar A Pillai	1951 N Hicks Rd, Appt 112, Palatine, IL-60074, United States	Yes	7,000	Online	AAP
61	Vinodkumar A Pillai	1951 N Hicks Rd, Appt 112, Palatine, IL-60074, United States	Yes	7,000	Online	AAP
62	Vinodkumar A Pillai	1951 N Hicks Rd, Appt 112, Palatine, IL-60074, United States	Yes	7,000	Online	AAP
63	Vinodkumar A Pillai	1951 N Hicks Rd, Appt 112, Palatine, IL-60074, United States	Yes	7,000	Online	AAP
64	Vinodkumar A Pillai	1951 N Hicks Rd, Appt 112, Palatine, IL-60074, United States	Yes	7,000	Online	AAP
65	Vinodkumar A Pillai	1951 N Hicks Rd, Appt 112, Palatine, IL-60074, United States	Yes	6,000	Online	AAP
66	Varinder Kamboj	10069 129A St, Surrey BC, Canada	Yes	5,500	Online	AAP
67	Alok Shukla	17, Orchard Way, Melbourn, United Kinddom	Yes	5,000	Online	AAP
68	Anurag Mishra	1819 235th PL SW, Bothell, WA- 98021, United States	Yes	5,000	Online	AAP
69	Anurag Mishra	1819 235th PL SW, Bothell, WA- 98021, United States	Yes	5,000	Online	AAP
70	Dr. Ashok Kumar Lodha	451 Timbercreek Lane, Little Elm Tx, United States	Yes	5,000	Online	AAP
71	Harshul Bijani	7815, McCallum Blvd, United States	No	5,000	Online	AAP
72	Harshul Bijani	7815, McCallum Blvd, United States	No	5,000	Online	AAP
73	Harshul Bijani	7815, McCallum Blvd, United States	No	5,000	Online	AAP
74	Manish Shokeen	959 Penn Cirlce, C110 King of Prussia, PA-19406	Yes	5,000	Online	AAP

All donations from Abroad to KC-M and AAP, FY 2020-21						
S.No.	Name	Complete Address of the Contributing Person/Company	PAN (Yes/No)	Amount of Contribution (Rs.)	Mode of Contribution	Party Name
75	Prabhat Sharma	39547 Gallaudet Dr. APT1015, Fremont, CA-94538	Yes	5,000	Online	AAP
76	Prashant Shukla	67 Hume Avenue, 09-08 Hillview Green Singapore-598744	Yes	5,000	Online	AAP
77	Prashant Shukla	67 Hume Avenue, 09-08 Hillview Green Singapore-598744	Yes	5,000	Online	AAP
78	Prashant Shukla	67 Hume Avenue, 09-08 Hillview Green Singapore-598744	Yes	5,000	Online	AAP
79	Prashant Shukla	67 Hume Avenue, 09-08 Hillview Green Singapore-598744	Yes	5,000	Online	AAP
80	Prashant Shukla	67 Hume Avenue, 09-08 Hillview Green Singapore-598744	Yes	5,000	Online	AAP
81	Prashant Shukla	67 Hume Avenue, 09-08 Hillview Green Singapore-598744	Yes	5,000	Online	AAP
82	Shaji Anto Francis	Gentech, Awqaf Building Mohd. Bin Thani Street, Doha, Qatar	Yes	5,000	Online	AAP
83	Shaji Anto Francis	Gentech, Awqaf Building Mohd. Bin Thani Street, Doha, Qatar	Yes	5,000	Online	AAP
84	Ravi Katiyar	9405 Lake Ct, Irving TX	Yes	3,500	Online	AAP
85	Ravi Katiyar	9405 Lake Ct, Irving TX	Yes	3,500	Online	AAP
86	Ravi Katiyar	9405 Lake Ct, Irving TX	Yes	3,500	Online	AAP
87	Ravi Katiyar	9405 Lake Ct, Irving TX	Yes	3,500	Online	AAP
88	Ravi Katiyar	9405 Lake Ct, Irving TX	Yes	3,500	Online	AAP
89	Ravi Katiyar	9405 Lake Ct, Irving TX	Yes	3,500	Online	AAP
90	Amit Subhash Behere	301 W 22nd St, Apt 6, New York, NY 10011, United States	Yes	3,000	Online	AAP
91	Alok Shukla	17, Orchard Way, Melbourn, United Kinddom	Yes	2,500	Online	AAP
92	Dr. Ashok Kumar Kundanmal Lodha	451 Timbercreek Lane, Little Elm Tx, United States	Yes	2,021	Online	AAP
93	Manish Shokeen	959 Penn Cirlce, C110 King of Prussia, PA-19406	Yes	2,021	Online	AAP
94	Alok Shukla	17, Orchard Way, Melbourn, United Kinddom	Yes	2,020	Online	AAP
95	Alok Shukla	17, Orchard Way, Melbourn, United Kinddom	Yes	2,020	Online	AAP
96	M. Shihabudheen	841/25 Prince Mashhoor St. Al-Jubail 31951 Eastern Province Saudi Arabia	Yes	1,500	Online	AAP
97	Prabhat Kumar Sharma	39547 Gallaudet Dr. APT1015, Fremont, CA-94538	Yes	1,000	Online	AAP
98	Prabhat Kumar Sharma	39547 Gallaudet Dr. APT1015, Fremont, CA-94538	Yes	1,000	Online	AAP
99	Prabhat Kumar Sharma	39547 Gallaudet Dr. APT1015, Fremont, CA-94538	Yes	1,000	Online	AAP
100	Prabhat Kumar Sharma	39547 Gallaudet Dr. APT1015, Fremont, CA-94538	Yes	1,000	Online	AAP
101	Prabhat Kumar Sharma	39547 Gallaudet Dr. APT1015, Fremont, CA-94538	Yes	1,000	Online	AAP
102	Prabhat Kumar Sharma	39547 Gallaudet Dr. APT1015, Fremont, CA-94538	Yes	1,000	Online	AAP

Annexure – 3

Mode of payment declared by Regional Parties, FY 2020-21

Mode of payment declared by Regional Parties, FY 2020-21										
Political Party	Cheque/DD				Bank Transfer		Cash		Total No. of donations	Total Contribution
	Complete		Incomplete		No. of donations	Contribution	No. of donations	Contribution		
	No. of donations	Contribution	No. of donations	Contribution						
JDU	71	49.224	0	0	259	10.931	0	0	330	Rs 60.155 cr
DMK	112	24.773	0	0	64	7.91	1	1.31	177	Rs 33.993 cr
AAP	0	0	111	9.698	1602	1.63	11	0.0000110	1724	Rs 11.328 cr
IUML	29	3.1312	2	0.01	26	0.386	32	0.6378	89	Rs 4.165 cr
TRS	0	0	2	0.0538	20	4.0962	0	0	22	Rs 4.15 cr
AIADMK	0	0	1	2.00	0	0	0	0	1	Rs 2.00 cr
AIUDF	18	0.683	3	0.145	19	0.652	0	0	40	Rs 1.48 cr
MNS	14	1.4153	0	0	3	0.0247	0	0	17	Rs 1.44 cr
SAD	154	0.591	0	0	3	0.7	0	0	157	Rs 1.291 cr
SKM	0	0	9	0.62	3	0.32	0	0	12	Rs 0.94 cr
KC-M	13	0.65	0	0	2	0.04	0	0	15	Rs 0.69 cr
Shivsena	12	0.255	0	0	33	0.434	0	0	45	Rs 0.689 cr
SP	15	0.4159	0	0	15	0.0885	0	0	30	Rs 0.5044 cr
JJP	0	0	54	0.303	9	0.088	0	0	63	Rs 0.391 cr
PMK	0	0	0	0	3	0.39	0	0	3	Rs 0.39 cr
JDS	2	0.30	0	0	0	0	0	0	2	Rs 0.30 cr
GFP	0	0	7	0.292	0	0	0	0	7	Rs 0.292 cr
AJSU	0	0	0	0	9	0.075	0	0	9	Rs 0.075 cr
AGP	0	0	14	0.07	0	0	0	0	14	Rs 0.07 cr
CPI(ML)(L)	0	0	1	0.0036	19	0.0454	0	0	20	Rs 0.049 cr
NPF	0	0	0	0	0	0	257	0.0385	257	Rs 0.0385 cr
AIMIM	0	0	6	0.0295	0	0	0	0	6	Rs 0.0295 cr
AIFB	0	0	0	0	4	0.0284	0	0	4	Rs 0.0284 cr

Mode of payment declared by Regional Parties, FY 2020-21										
Political Party	Cheque/DD				Bank Transfer		Cash		Total No. of donations	Total Contribution
	Complete		Incomplete		No. of donations	Contribution	No. of donations	Contribution		
	No. of donations	Contribution	No. of donations	Contribution						
TDP	3	0.0251	0	0	0	0	0	0	3	Rs 0.0251 cr
RLD	1	0.0021	0	0	1	0.01	0	0	2	Rs 0.0121 cr
YSR-C	0	0	0	0	1	0.0025	0	0	1	Rs 0.0025 cr
SDF	1	0.0012	0	0	0	0	0	0	1	Rs 0.0012 cr
Grand Total	445 donations	Rs 81.467 cr	210 donations	Rs 13.225 cr	2095 donations	Rs 27.852 cr	301 donations	Rs 1.986 cr	3051 donations	Rs 124.53 cr

Annexure – 4 Sector-wise donations to Regional Parties for FY 2020-21

Sector-wise donations to Regional Parties for FY 2020-21										
Regional Party	Corporate/Business Houses		Individual		Other		Donor name not declared		Total No of donations	Total Contributions
	No of donations	Contribution	No of donations	Contribution	No of donations	Contribution	No of donations	Contribution		
JDU	58	59.249	272	0.906	0	0	0	0	330	Rs 60.155 cr
DMK	34	19.68	140	12.968	2	0.035	1	1.31	177	Rs 33.993 cr
AAP	41	8.33	1682	2.988	1	0.01	0	0	1724	Rs 11.328 cr
IUML	20	0.632	65	2.086	4	1.447	0	0	89	Rs 4.165 cr
TRS	11	3.15	4	0.86	0	0	7	0.14	22	Rs 4.15 cr
AIADMK	1	2.00	0	0	0	0	0	0	1	Rs 2.00 cr
AIUDF	2	0.115	38	1.365	0	0	0	0	40	Rs 1.48 cr
MNS	8	0.70	6	0.2158	3	0.5242	0	0	17	Rs 1.44 cr
SAD	10	0.838	147	0.453	0	0	0	0	157	Rs 1.291 cr
SKM	1	0.02	11	0.92	0	0	0	0	12	Rs 0.94 cr
KC-M	10	0.515	5	0.175	0	0	0	0	15	Rs 0.69 cr
Shivsena	0	0	45	0.689	0	0	0	0	45	Rs 0.689 cr
SP	2	0.0201	28	0.484	0	0	0	0	30	Rs 0.5044 cr
JJP	6	0.0384	57	0.353	0	0	0	0	63	Rs 0.391 cr

Sector-wise donations to Regional Parties for FY 2020-21

Regional Party	Corporate/Business Houses		Individual		Other		Donor name not declared		Total No of donations	Total Contributions
	No of donations	Contribution	No of donations	Contribution	No of donations	Contribution	No of donations	Contribution		
PMK	0	0	3	0.39	0	0	0	0	3	Rs 0.39 cr
JDS	0	0.00	2	0.30	0	0	0	0	2	Rs 0.30 cr
GFP	3	0.1628	4	0.13	0	0	0	0	7	Rs 0.292 cr
AJSU	0	0	9	0.075	0	0	0	0	9	Rs 0.075 cr
AGP	0	0	14	0.07	0	0	0	0	14	Rs 0.07 cr
CPI(ML)(L)	0	0	20	0.0491	0	0	0	0	20	Rs 0.049 cr
NPF	0	0	0	0	0	0	257	0.0385	257	Rs 0.0385 cr
AIMIM	0	0	6	0.0295	0	0	0	0	6	Rs 0.0295 cr
AIFB	0	0	4	0.0284	0	0	0	0	4	Rs 0.0284 cr
TDP	0	0	3	0.0251	0	0	0	0	3	Rs 0.0251 cr
RLD	0	0	2	0.0121	0	0	0	0	2	Rs 0.0121 cr
YSR-C	0	0	1	0.0025	0	0	0	0	1	Rs 0.0025 cr
SDF	0	0	1	0.0012	0	0	0	0	1	Rs 0.0012 cr
Grand Total	207 donations	Rs 95.45 cr	2569 donations	Rs 25.576 cr	10 donations	Rs 2.016 cr	265 donations	Rs 1.488 cr	3051 donations	Rs 124.53 cr

Annexure – 5

State-wise donations received by Regional parties: FY 2020-21

Donations declared by Regional parties: FY 2020-21					
Donations from Abroad			Donations from India		
Country	No of donations	Total Donations (Rs in cr)	State	No of donations	Total Donations (Rs in cr)
United Arab Emirates	10	0.1449	Delhi	684	48.658
United States	55	0.0758	Tamil Nadu	222	28.054
Canada	8	0.0215	Maharashtra	209	12.452
Singapore	9	0.0205	Karnataka	164	6.808
Qatar	5	0.0135	Telangana	37	4.036
Hong Kong	1	0.01	Bihar	116	2.885
Saudi Arabia	2	0.00515	Kerala	53	2.5415
England	6	0.00315	West Bengal	18	2.021
Switzerland	3	0.003	Assam	64	1.306
Botswana	1	0.0025	Punjab	356	1.157
Japan	1	0.0025	Sikkim	12	0.921
Philippines	1	0.0025	Haryana	128	0.8216
Total	102 donations	Rs 0.305 cr	Uttar Pradesh	49	0.6479
			Gujarat	56	0.297
			Goa	7	0.292
			Chandigarh	6	0.1846
			Andhra Pradesh	403	0.1263
			Arunachal Pradesh	5	0.105
			Jharkhand	7	0.0625
			Madhya Pradesh	20	0.0314
			Odisha	43	0.0302
			Jammu & Kashmir	3	0.025
			Puducherry	1	0.01
			Uttarakhand	3	0.006
			Undeclared Address	283	10.746
			Total	2949 donations	Rs 124.225 cr