

Analysis of Funds Collected and Expenditure Incurred by BJP and AAP during Delhi Assembly Elections, December 2013

A REPORT BY
ASSOCIATION FOR DEMOCRATIC REFORMS
&
NATIONAL ELECTION WATCH

Association for Democratic Reforms,
T- 95A, C.L. House, Gautam Nagar,
Near Gulmohar Commercial Complex,
New Delhi – 110049
Tel: 011 4165 4200

Analysis of funds collected and expenditure incurred by BJP and AAP during Delhi Assembly Elections, 2013

This report analyses the funds received and expenditure incurred by Bharatiya Janata Party (BP) and Aam Aadmi Party (AAP), during the election period of 26 days of Delhi Assembly Elections held in December, 2013 (09-11-2013 to 04-12-2013). The last date for submission of election expenditure statement for all recognised parties was 24th April,'14. However, BJP submitted its statement on 31st December,'14, 10 months after the due date.

As AAP was an unrecognized party at the time of contesting in Delhi Assembly Elections, it was not mandatory for the party to submit its expenditure statement. However, in a letter to the ECI dated February 22, 2014, AAP had requested for a grace period of 15 days to submit its accounts of expenditure.

ECI received the expenditure statement of AAP on 6th April,'15.

Submission of Statement of Election Expenditure Incurred during Delhi Assembly Elections, 2013

Table below contains details of date of submission of expenditure statements by political parties which contested in the Delhi Assembly Elections held in 2013. Late submissions by the parties have been highlighted.

| Political Party | Status of Submission of Expenditure Statement to the ECI | Last date for submission of election expenditure statements | Date on which ECI received expenditure statements from the party |
|-----------------|--|---|--|
| BJP | Submitted | 24-02-2014 | 31-12-2014 |
| INC | Submitted | | 13-05-2014 |
| BSP | Submitted | | 17-02-2014 |
| NCP | Submitted | | 27-02-2014 |
| CPI | Submitted | | 24-02-2014 |
| CPM | Submitted | | 24-02-2014 |
| LJP | Submitted | | 20-02-2014 |
| RLD | Submitted | | 19-02-2014 |
| SAD | Submitted | | 05-02-2014 |
| SHS | Submitted | | 27-02-2014 |
| AAP | Submitted | | 06-04-2015 |
| AIFB | Not Submitted | 24-02-2014 | Not applicable |
| DMDK | | | |
| INLD | | | |
| IUML | | | |
| JD(U) | | | |
| JKNPP | | | |
| SP | | | |

Table: Details of submission of election expenditure statement by parties which contested in Delhi Assembly Elections, 2013

Details provided in the Election Expenditure Statement

National Parties: Funds Collected and Expenditure Incurred, Delhi Assembly Elections, '13

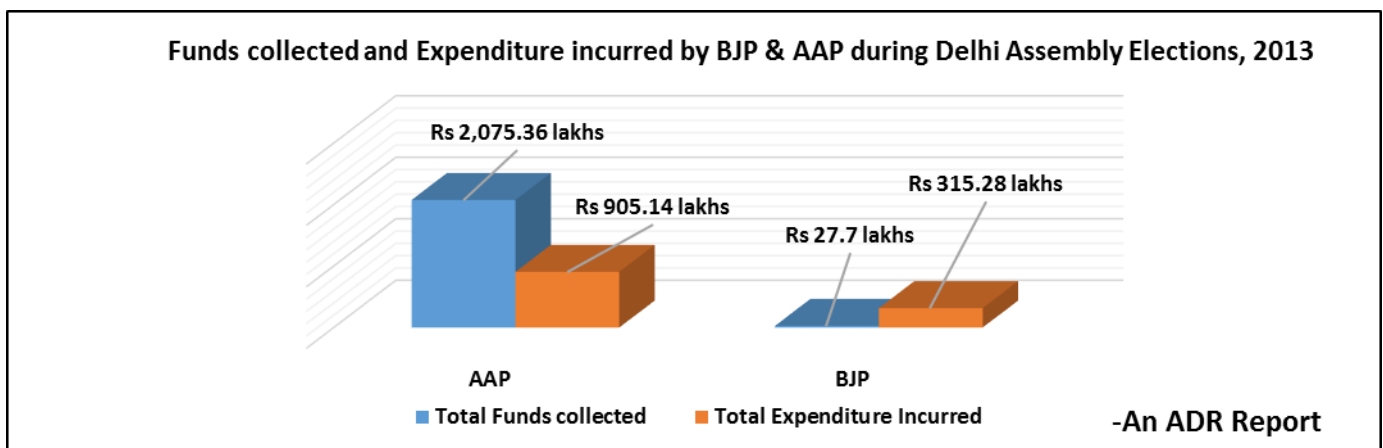
- Total funds collected by the National Parties (BJP, INC, CPI, CPM, NCP and BSP) during Delhi Assembly Elections was **Rs 122.43 lakhs** and total expenditure incurred by the National Parties was **Rs 547.46 lakhs**.
- Details of funds collected and election expenditure incurred by National and Regional Parties are provided in the Annexure.

Regional Parties: Funds Collected and Expenditure Incurred, Delhi Assembly Elections, '13

- Regional Parties which contested in the Delhi Assembly Elections, 2013 were AIFB, AAP, DMDK, INLD, IUML, JD (U), JKNPP, LJP, RLD, SAD, Shiv Sena and SP.
- **Of the above 12 regional parties, only AAP, LJP, RLD, SAD and Shiv Sena have submitted their election expenditure statements to the Election Commission.**
- It is to be noted that **only AAP, Shiv Sena and SAD collected funds** amounting to **Rs 2150.48 lakhs** while **none of the other regional parties collected funds** during Delhi Assembly Elections.
- **AAP and SAD** are the only regional parties to **declare expenditure of Rs 954.25 lakhs** during Delhi Assembly Elections, '13.

| Funds collected and expenditure incurred during Delhi Assembly Elections, 2013 | | | | | | | | |
|--|-----------------|------------------|---------------|------------------|------------------------------------|------------------|------------------|------------------|
| Funds Collected (Rs in lakhs) | | | | | Expenditure incurred (Rs in Lakhs) | | | |
| Political Party | By Cash | By Cheque/DD | In Kind | Total | By Cash | By Cheque/DD | Remaining unpaid | Total |
| National Parties | 52.96 | 69.47 | 0 | 122.43 | 19.82 | 505.68 | 21.96 | 547.46 |
| Regional Parties | 128.68 | 2018.45 | 3.35 | 2150.48 | 104.4 | 841.92 | 7.93 | 954.25 |
| Total | Rs 181.64 lakhs | Rs 2087.92 lakhs | Rs 3.35 lakhs | Rs 2272.91 lakhs | Rs 124.22 lakhs | Rs 1347.60 lakhs | Rs 29.89 lakhs | Rs 1501.71 lakhs |

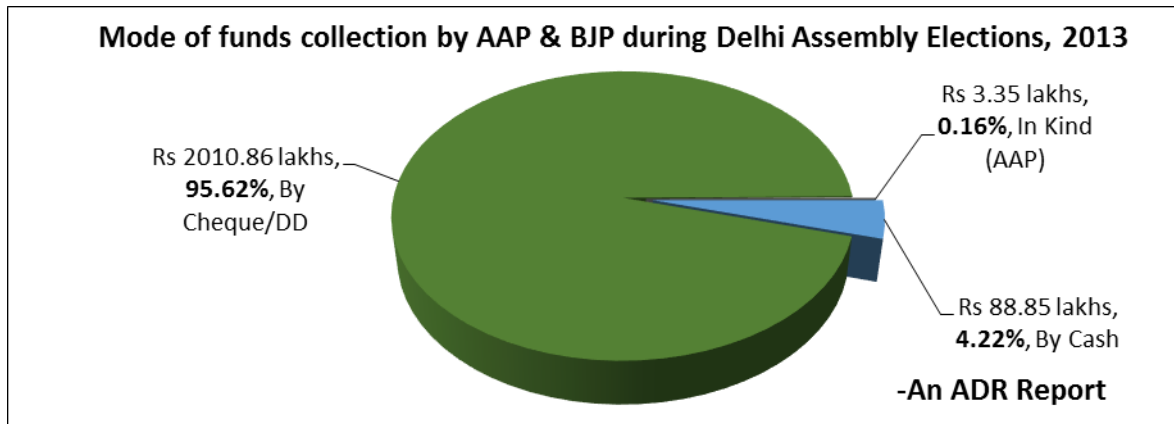
Table: Funds collected and expenditure incurred by National & Regional Parties during Delhi Assembly Elections, 2013



Graph: Funds collected and expenditure incurred by BJP and AAP during Delhi Assembly Elections, 2013

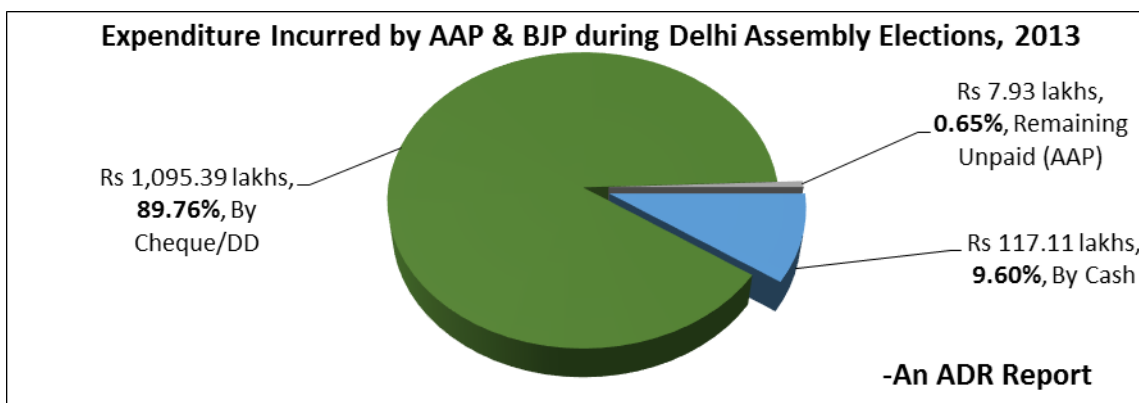
Funds Collected and Expenditure Incurred in Cash and Cheque

- Of the total of **Rs 2075.36** collected by **AAP**, **96.57% of funds collected were by cheques**. Total funds collected by cheques as declared by the party were **Rs 2004.26 lakhs** while funds collected by cash amounted to **Rs 67.75 lakhs (3.26%)**.
- **AAP** declared that a total of **Rs 3.35 lakhs** was collected in kind (0.16% of total funds collected).
- The **total funds collected** by **BJP** amounted to **Rs 27.7 lakhs**, of which 76.17% or **Rs 21.1 lakhs** were collected by cash, while 23.83% or **Rs 6.60 lakhs** were collected by cheque / DD.



Graph: Mode of funds collection by political parties during Delhi Assembly Elections, 2013

- The **parties' preferred mode of expenditure was by cheque/DD**, according to the statements submitted.
- Out of the total expenditure of **Rs 905.14 lakhs** declared by **AAP**, expense of **Rs 792.81 lakhs (87.59%)** was paid by cheque, while **Rs 104.40 lakhs (11.53%)** was paid in cash, and **Rs 7.93 lakhs (0.88%)** was remaining unpaid.
- Out of the total expenditure of **Rs 315.28 lakhs** declared by **BJP**, expense of **Rs 302.576 lakhs (95.97%)** was paid by cheque, while only **Rs 12.705 lakhs (4.03%)** was paid in cash.



Graph: Expenditure incurred by political parties during Delhi Assembly Elections, 2013

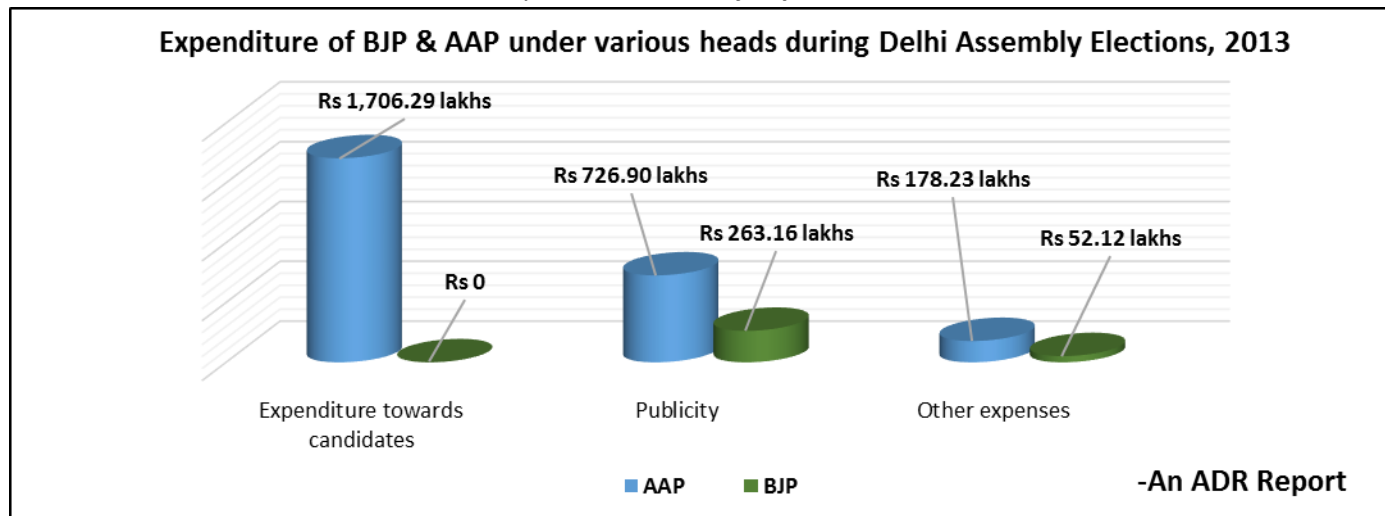
| Funds Collected (Rs in lakhs) | | | | | Expenditure incurred (Rs in Lakhs) | | | |
|-------------------------------|----------------|-------------------|---------------|-------------------|------------------------------------|-------------------|------------------|-------------------|
| Political Party | By Cash | By Cheque/DD | In Kind | Total | By Cash | By Cheque/DD | Remaining unpaid | Total |
| Aam Aadmi Party (AAP) | 67.75 | 2004.26 | 3.35 | 2075.36 | 104.40 | 792.81 | 7.93 | 905.14 |
| Bharatiya Janata Party (BJP) | 21.1 | 6.60 | 0 | 27.70 | 12.705 | 302.576 | 0 | 315.28 |
| Total | Rs 88.85 lakhs | Rs 2,010.86 lakhs | Rs 3.35 lakhs | Rs 2,103.06 lakhs | Rs 117.11 lakhs | Rs 1,095.39 lakhs | Rs 7.93 lakhs | Rs 1,220.42 lakhs |

Table: Funds collected and expenditure incurred by BJP and AAP during Delhi Assembly Elections, 2013

For complete report on election expenditure of other National and Regional parties who had filed their expenditure statements, please visit <http://goo.gl/EbdasJ>

Breakdown of expenditure of political parties under various heads

- The main heads under which political parties declare their expenses are **publicity, travel, other/ miscellaneous expenses and expenditure on candidates.**
- AAP** spent the maximum amount of **Rs 1706.29 lakhs** out of a total expenditure of Rs 2611.42 lakhs on **candidates (65% of total expenditure)**, **Rs 726.90 lakhs** on **publicity (28%)** and **Rs 178.23 lakhs** on **other expenses (7% of total expenditure).**
- BJP** spent **83%** of its total expenditure or **Rs 263.16 lakhs** on **publicity** and **17%** of its total expenditure or **Rs 52.12 lakhs** on **other expenses.** No expenditure under 'Travel Expenses' or 'Towards candidates' was declared by the party during the Assembly Elections in 2013.
- Both **AAP and BJP** declared that they **did not incur any expenditure on travel.**



Graph: Expenditure of political parties under various heads during Delhi Assembly Elections, 2013

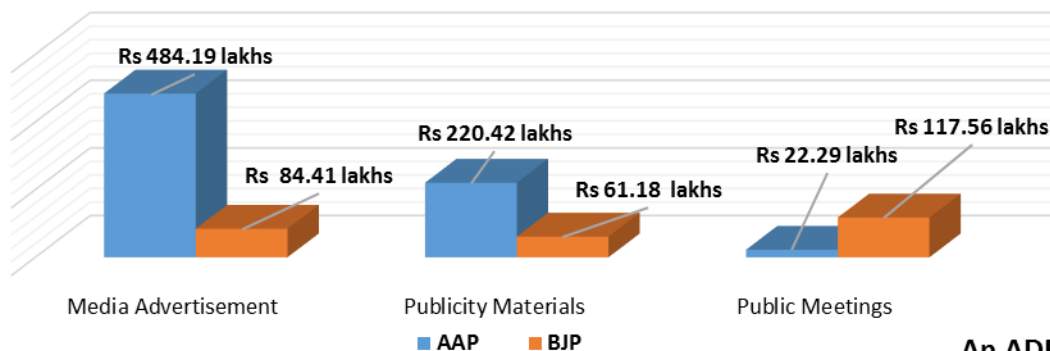
| Party | Breakdown of expenditure as provided in the statement submitted by the parties (Rs. in Lakhs) | | | | Total |
|--------------------|---|-----------------|------------------------|--------------------------------|-------------------------|
| | Publicity | Travel expenses | Other expenses | Expenditure towards candidates | |
| AAP | 726.90 | 0 | 178.23 | 1706.29 | Rs 2611.42 lakhs |
| BJP | 263.16 | 0 | 52.12 | 0 | Rs 315.28 lakhs |
| Grand Total | Rs 990.06 lakhs | Rs 0 | Rs 230.35 lakhs | Rs 1706.29 lakhs | Rs 2926.70 lakhs |

Table: Expenditure incurred by BJP and AAP under various heads during Delhi Assembly Elections, 2013

Expenditure of Political Parties on Publicity

- There are three main items listed under publicity expenditure: **expense on media advertisement** (print & electronic, bulk sms, cable, website, TV channels) **publicity material** (hoardings, posters, banners etc.), **expenses on public meetings** (processions, rallies etc.).
- AAP** spent the maximum amount of **Rs 484.19 lakhs** on **media advertisements (67% of total expenditure on publicity)** followed by **Rs 220.42 lakhs** on **publicity materials (30%)** and **Rs 22.29 lakhs** on **public meetings (3%).**
- BJP** spent maximum amount of **Rs 117.56 lakhs** on **public meetings (45%)** followed by **Rs 84.41 lakhs** on **media advertisements (32%)** and **Rs 61.18 lakhs** on **publicity materials (23%).**

Expenditure on Publicity declared by BJP and AAP



-An ADR Report

Graph: Expenditure of BJP and AAP on publicity during Delhi Assembly Elections, 2013

| Political Party | Expenditure on publicity declared by BJP and AAP (Rs. in lakhs) | | | Total |
|-----------------|---|---------------------|-----------------|-----------------|
| | Media Advertisement | Publicity Materials | Public Meetings | |
| AAP | 484.19 | 220.42 | 22.29 | 726.90 |
| BJP | 84.41 | 61.18 | 117.56 | 263.15 |
| Grand Total | Rs 568.60 lakhs | Rs 281.60 lakhs | Rs 139.85 lakhs | Rs 990.05 lakhs |

Table: Expenditure of BJP and AAP on publicity during Delhi Assembly Elections, 2013

Recommendations of ADR

- A limit on election expenditure by political parties has to be set, similar to that imposed on expenditure of candidates during election period.
- It must be made mandatory for all political parties to submit their statements of expenditure in the format given by the ECI, within the prescribed time limit. Political parties not submitting on time or in the prescribed format should be heavily penalized.
- The **details of all donors** who contribute to national and regional parties exclusively for their election campaigns must be declared in the public domain irrespective of the amount donated.
- A **format similar to the donations report along with the date of donations**, submitted to the ECI on an annual basis, has to be prescribed for the expenditure statement so as to **bring in more transparency in the finances of the political parties especially during elections** when it is said that black money plays a major role.
- Where possible, **expenditure must be limited to transactions via cheque / DD / RTGS** so as to reduce use of black money in elections, as per the transparency guidelines issued by the ECI.
- Similar to the shadow observers of the ECI for monitoring expenditure of candidates, there must also be **observers for monitoring the expenditure of political parties**.

Disclaimer

The information in this report was sourced from the election expenditure statements submitted by the National Parties to the Election Commission, as available on the website of the ECI. The same can be accessed from http://eci.nic.in/eci_main1/PolPar/political_parties_Expenditure_report_CGMPMZRJDL2013.aspx

ADR/ NEW does not add or subtract any information, unless updated information is filed by the political parties themselves and uploaded on the ECI's website. While all efforts have been made to ensure that the information is in keeping with what is mentioned in the expenditure statements, in case of discrepancy between information in this report and that given in the expenditure statements, the information reported in the expenditure statements filed by the political parties should be treated as correct. Association for Democratic Reforms, National Election Watch and their volunteers are not responsible or liable for any damage arising directly or indirectly from the publication of this report.

Contact Details:

| | | | |
|---|---|---|---|
| Media and Journalist Helpline +91 80103 94248 Email: adr@adrindia.org | Maj Gen Anil Verma (Retd) Head National Election Watch Association for Democratic Reforms +91 8826479910 anilverma@adrindia.org | Prof Jagdeep Chhokar IIM Ahmedabad (Retd) Founder Member National Election Watch, Association for Democratic Reforms +919999620944 jchhokar@gmail.com | Prof Trilochan Sastry IIM Bangalore Founder Member, National Election Watch, Association for Democratic Reforms +919448353285, trilochans@iimb.ernet.in |
|---|---|---|---|

Annexure

Details of funds collected and election expenditure incurred by National and Regional Parties which contested in Delhi Assembly Elections, 2013

Funds collected by political parties during Delhi Assembly Elections, 2013

| Party | Total funds collected | Description of funds received | Funds received (Rs. in Lakhs) | % share in total donation |
|-------|-----------------------|-------------------------------|-------------------------------|---------------------------|
| BJP | Rs 27.7 lakhs | Cash | 21.10 | 76.17% |
| | | Cheque/ DD | 6.60 | 23.83% |
| INC | Rs 80.06 lakhs | Cash | 24.36 | 30.43% |
| | | Cheque/ DD | 55.70 | 69.57% |
| BSP | Rs 0 | Cash | 0 | 0% |
| | | Cheque/ DD | 0 | 0% |
| | | Others | 0 | 0% |
| NCP | Rs 0.5 lakhs | Cash | 0.5 | 100% |
| | | Cheque/ DD | 0 | 0% |
| CPI | Rs 2.15 lakhs | Cash | 0.39 | 18.14% |
| | | Cheque/ DD | 1.76 | 81.86% |
| CPM | Rs 12.01 lakhs | Cash | 7.11 | 59.20% |
| | | Cheque/ DD | 4.9 | 40.80% |
| AAP | Rs 2075.36 lakhs | Cash | 67.75 | 3.26% |
| | | Cheque/ DD | 2004.26 | 96.57% |
| | | In kind | 3.35 | 0.16% |
| SAD | Rs 61.03 lakhs | Cash | 57.71 | 95% |
| | | Cheque/ DD | 3.32 | 5% |
| SHS | Rs 14.08 lakhs | Cash | 3.22 | 23% |
| | | Cheque/ DD | 10.86 | 77% |
| RLD | Rs 0 | Cash | 0 | 0% |
| | | Cheque/ DD | 0 | 0% |
| LJP | Rs 0 | Cash | 0 | 0% |
| | | Cheque/ DD | 0 | 0% |

Table: Funds collected by political parties of Delhi

Expenditure incurred by political parties during Delhi Assembly Elections, 2013

| Party | Total expenditure incurred | Mode of payment | Expenditure incurred (Rs in Lakhs) | % share in total expenditure |
|-------|----------------------------|------------------|------------------------------------|------------------------------|
| BJP | Rs 315.28 lakhs | Cash | 12.7 | 4% |
| | | Cheque/ DD | 302.57 | 96% |
| INC | Rs 172.3 lakhs | Cash | 0 | 0% |
| | | Cheque/ DD | 172.25 | 99.97% |
| | | Remaining unpaid | 0.05 | 0.03% |

For complete report on election expenditure of other National and Regional parties who had filed their expenditure statements, please visit <http://goo.gl/EbdasJ>

| Party | Total expenditure incurred | Mode of payment | Expenditure incurred (Rs in Lakhs) | % share in total expenditure |
|-------|----------------------------|------------------|------------------------------------|------------------------------|
| BSP | Rs 57.97 lakhs | Cash | 6.84 | 12% |
| | | Cheque/ DD | 29.22 | 50% |
| | | Remaining unpaid | 21.9 | 38% |
| NCP | Rs 0 | Cash | 0 | 0% |
| | | Cheque/ DD | 0 | 0% |
| | | Remaining unpaid | 0 | 0% |
| CPI | Rs 0.799 lakhs | Cash | 0.119 | 15% |
| | | Cheque/ DD | 0.68 | 85% |
| CPM | Rs 1.1 lakhs | Cash | 0.155 | 14% |
| | | Cheque/ DD | 0.945 | 86% |
| AAP | Rs 905.14 lakhs | Cash | 104.40 | 11.53% |
| | | Cheque/ DD | 792.81 | 87.59% |
| | | Remaining unpaid | 7.93 | 0.88% |
| SAD | 49.116 | Cash | 0 | 0% |
| | | Cheque/ DD | 49.116 | 100% |
| SHS | Rs 0 | Cash | 0 | 0% |
| | | Cheque / DD | 0 | 0% |

Table: Expenditure incurred by political parties of Delhi

Expenditure incurred by political parties under various heads during Delhi Assembly Elections, 2013

| Party | Breakdown of expenditure as provided in the statement submitted by the parties (Rs. in Lakhs) | | | | Total |
|-------------------------|---|----------------------|------------------------|--------------------------------|-------------------------|
| | Publicity | Travel expenses | Other expenses | Expenditure towards candidates | |
| BJP | 263.16 | 0 | 52.12 | 0 | Rs 315.28 lakhs |
| INC | 158.3 | 0 | 0 | 14 | Rs 172.30 lakhs |
| BSP | 57.978 | 0 | 0 | 0 | Rs 57.98 lakhs |
| NCP | 0 | 0 | 0 | 0 | Rs 0 |
| CPI | 0.58 | 0.119 | 0 | 0.10 | Rs 0.80 lakhs |
| CPM | 0.945 | 0.155 | 0 | 5.44 | Rs 6.54 lakhs |
| Total | Rs 480.96 lakhs | Rs 0.27 lakhs | Rs 52.12 | Rs 19.54 lakhs | Rs 552.90 lakhs |
| Regional Parties | | | | | |
| AAP | 726.9 | 0 | 178.23 | 1706.29 | Rs 2611.42 lakhs |
| SAD | 49.116 | 0 | 0 | 0 | Rs 49.116 lakhs |
| Total | Rs 776.016 lakhs | Rs 0 | Rs 178.23 | Rs 1706.29 | Rs 2660.54 lakhs |
| Grand Total | Rs 1256.98 lakhs | Rs 0.27 lakhs | Rs 230.35 lakhs | Rs 1725.83 lakhs | Rs 3213.43 lakhs |

Table: Expenditure incurred by political parties under various heads during the Delhi Assembly Elections in 2013

Expenditure incurred by political parties on publicity during Delhi Assembly Elections, 2013

| Political Party | Publicity (Rs. in lakhs) | | | |
|-----------------|---|--|------------------------|-------------------------|
| | Media Advertisement (Print & Electronic, Bulk sms, Cable, Website, TV channels, etc.) | Publicity Materials (Poster, Banners, Badges, stickers, Arches, Gates, Cut outs, Hoardings, flags, etc.) | Public Meetings | Total |
| BJP | 84.41 | 61.18 | 117.56 | 263.15 |
| INC | 150.05 | 0 | 8.25 | 158.30 |
| BSP | 0.00 | 29.22 | 28.75 | 57.978 |
| NCP | 0.00 | 0.00 | 0.00 | 0.00 |
| CPI | 0.00 | 0.58 | 0.00 | 0.58 |
| CPM | 0.00 | 0.945 | 0.00 | 0.945 |
| AAP | 484.19 | 220.42 | 22.29 | 726.90 |
| SAD | 49.116 | 0.00 | 0.00 | 49.116 |
| SHS | 0.00 | 0.00 | 0.00 | 0.00 |
| Total | Rs 767.77 lakhs | Rs 312.35 lakhs | Rs 176.85 lakhs | Rs 1256.97 lakhs |

Table: Expenditure of political parties on publicity during Delhi Assembly Elections, 2013