

19<sup>th</sup> May 2017

**Press Release**

**Uttar Pradesh Assembly Elections 2017**

**Analysis of Vote Share and Representativeness of Winners**

**Association for Democratic Reforms**

**T-95A, C.L. House, 1st Floor,**  
**Near Gulmohar Commercial Complex**

**Gautam Nagar,**

**New Delhi-110 049**

**Phone: +91-011-4165-4200**

**Fax : +91-11-46094248**

**Email : [adr@adrindia.org](mailto:adr@adrindia.org)**

**To report any electoral violations and malpractices during elections download the Election Watch Reporter (Android App)**

**[https://play.google.com/store/apps/details?id=com.webrosoft.election\\_watch\\_reporter](https://play.google.com/store/apps/details?id=com.webrosoft.election_watch_reporter)**

## Contents

<b>VOTE SHARE AND REPRESENTATIVENESS OF WINNERS .....</b>	<b>3</b>
Representation of Political Parties.....	3
Seat Distribution among Parties .....	5
<b>VOTERS' TURNOUT.....</b>	<b>6</b>
<b>VOTE SHARE OF WINNER .....</b>	<b>7</b>
Winners with highest vote share .....	8
Winners with Least Vote Share.....	8
Party Wise Winners with Less than 50% of Vote Share.....	9
<b>REPRESENTATIVENESS OF WINNERS .....</b>	<b>10</b>
Winners with Highest Representativeness .....	11
Winners with Least Representativeness.....	11
Party-wise Winners with less than 30% of Representativeness.....	12
<b>MARGIN OF VICTORY FOR WINNERS.....</b>	<b>13</b>
Winners with Least Margin of Victory.....	13
Party Wise Margin of Victory less than 10%.....	14
<b>NONE OF THE ABOVE .....</b>	<b>15</b>
<b>COMPARATIVE ANALYSIS- WINNERS WITH CRIMINAL CASES AND THEIR VOTE SHARE AND REPRESENTATIVENESS.....</b>	<b>16</b>
Winners with Criminal Cases and their Vote Share .....	16
Winners with Criminal Cases and their Representativeness .....	17
<b>VOTE SHARE AND REPRESENTATIVENESS OF WINNERS IN UTTAR PRADESH ASSEMBLY ELECTIONS .....</b>	<b>18</b>
<b>MARGIN OF VICTORY OF WINNERS FROM UTTAR PRADESH ASSEMBLY ELECTIONS.....</b>	<b>33</b>
<b>DISCLAIMER .....</b>	<b>79</b>

## Vote Share and Representativeness of Winners

### Representation of Political Parties

In the Uttar Pradesh Assembly 2017, 302 political parties and independents were in the fray. These included, 6 national political parties, 7 state political parties and 289 registered unrecognized parties. In comparison, during the 2012 Uttar Pradesh State Assembly elections, 221 political parties were in the fray. . These included, 6 national political parties, 13 state political parties and 202 registered unrecognized parties. This reflects an increase of 37% in the number of political parties that contested in 2017 from 2012. On the hand, there has been a decrease of 23 % in the number of candidates contested for the Uttar Pradesh Assembly Elections in 2017 from 2012.

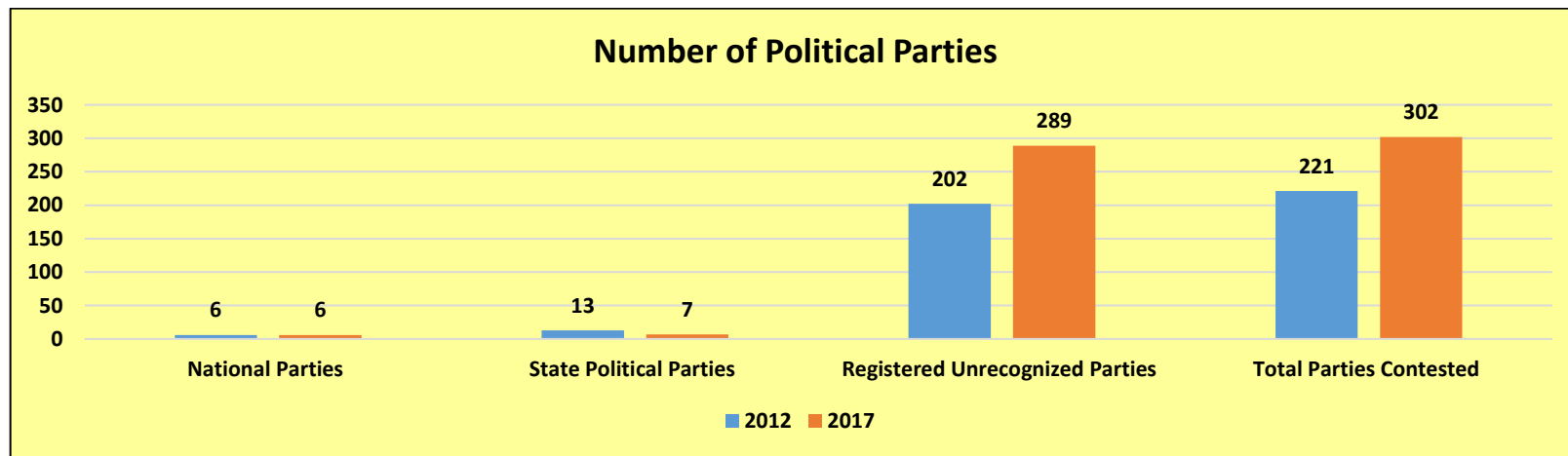


Figure: Number of Political Parties

Count	Uttar Pradesh Assembly Elections, 2012					Uttar Pradesh Assembly Elections, 2017				
	National Political parties	State Political Parties	Registered Unrecognized Parties	INDs	Total	National Political Parties	State Political Parties	Registered Unrecognized Parties	INDs	Total
No. of Parties	6	13	202	NA	221	6	7	289	NA	302
No. of Candidates	1351	1096	2701	1691	6839	1025	700	1666	1462	5256

Table: No. of Political Parties and Candidates

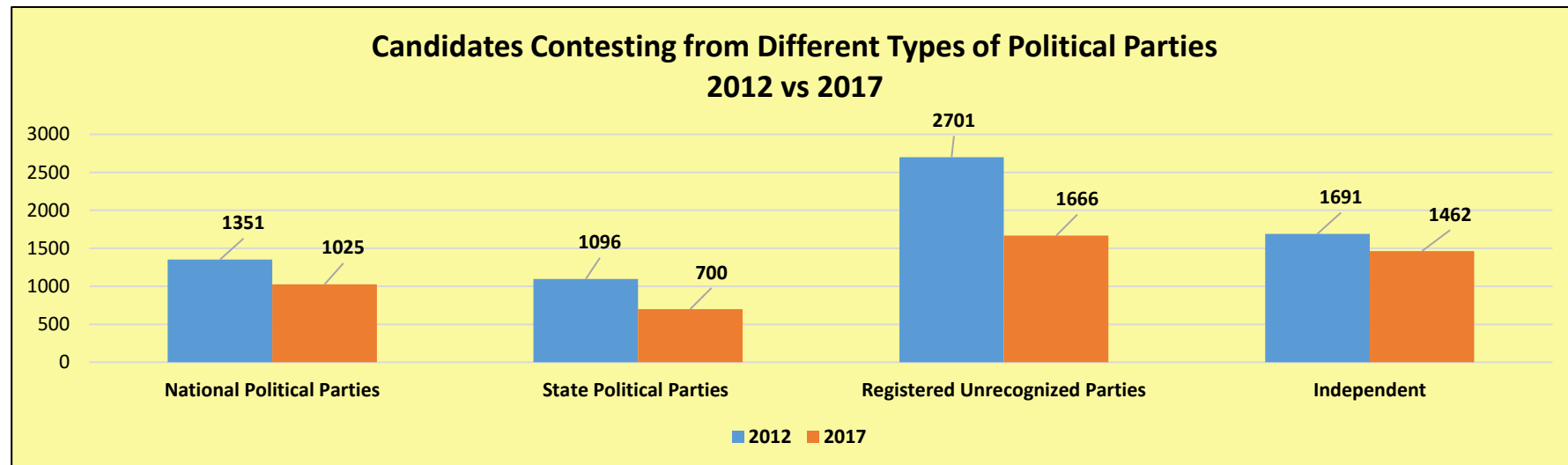


Figure: Candidates Contesting from Different Types of Political Parties

### Seat Distribution among Parties

- The national political parties have secured 338 out of 403 seats, with Bhartiya Janta Party winning 312 seats; Bahujan Samaj Party winning 19 seats; Indian National Congress winning 7 seats.
- The state political parties have secured 48 seats i.e. Samajwadi Party won in total 47 seats and Rashtriya Lok Dal won 1 seat.
- Among the 289 registered unrecognized political parties, Suheldev Bhartiya Samaj Party won 4 seats and Nirbal Indian Shoshit Hamara Aam Dal won 1 seat.
- In total, Independent candidates secured only 3 seats.

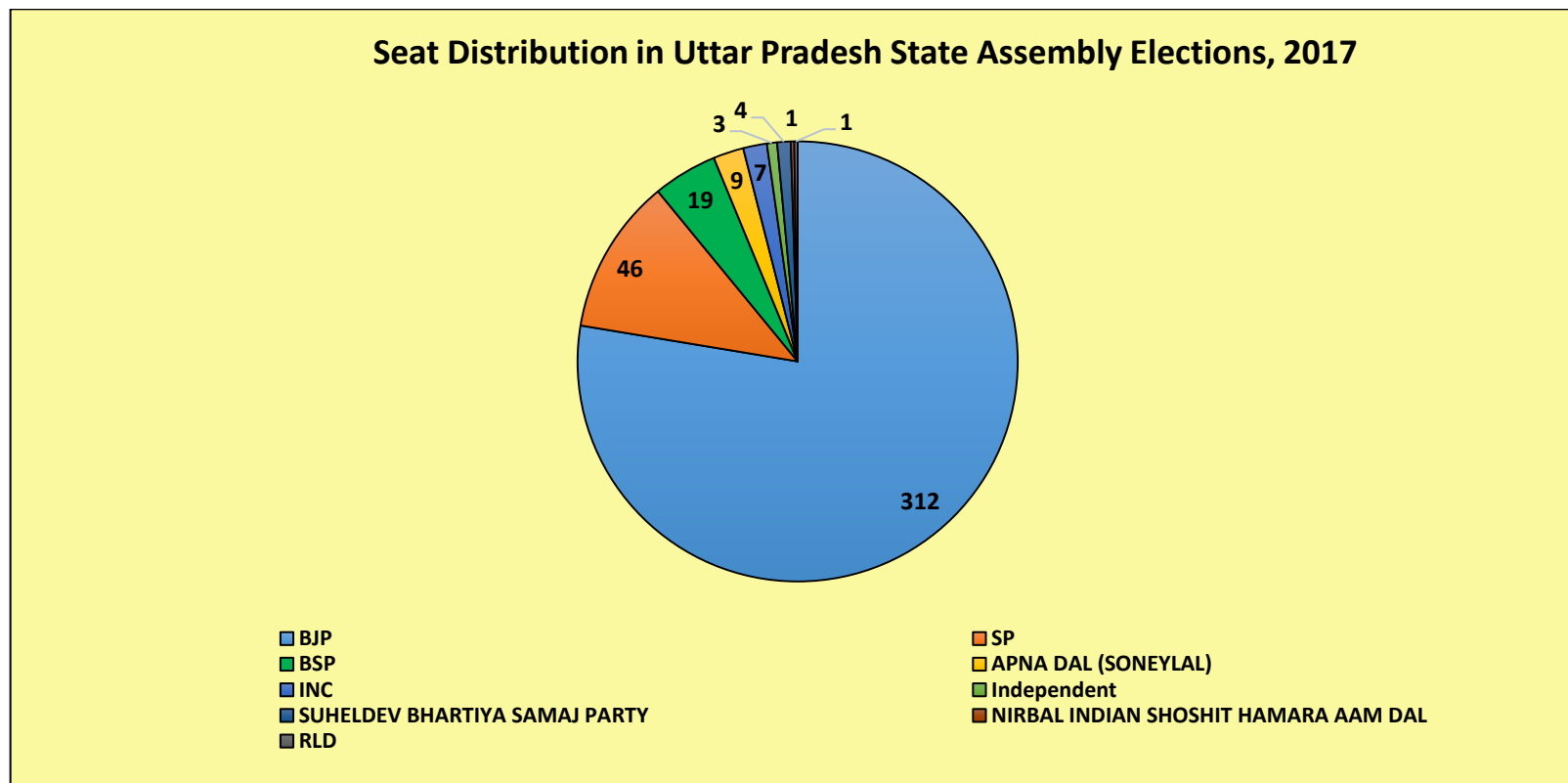


Figure: Seat distribution in Uttar Pradesh Assembly Elections, 2017

## Voters' Turnout

The voters' turnout in Uttar Pradesh Assembly Elections in 2017 was 61%, whereas in 2012 it was 60%.

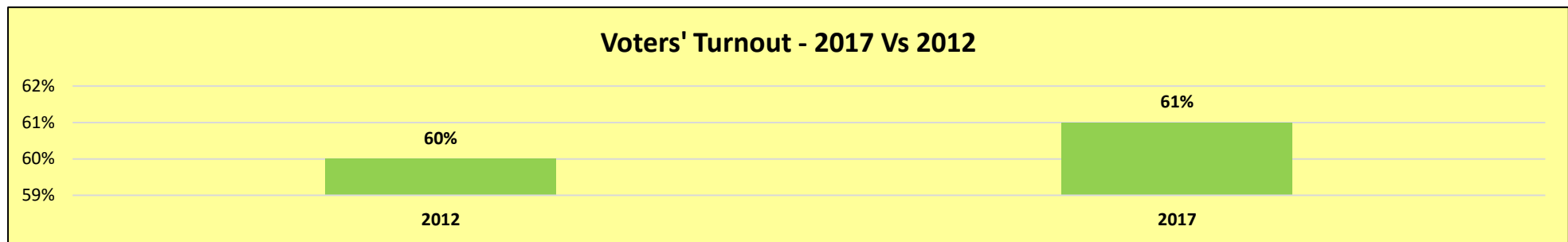


Figure: Voters' turnout comparison – 2012 Vs 2017

### Constituencies with highest Voters' Turnout:

S.No	Constituency	Total Registered Voters	Total Votes Polled	% of Voters' turnout
1	Nakur	329580	255532	78%
2	Naugawan Sadat	306855	234190	76%
3	Behat	336576	252559	75%

Table: Top 3 constituencies with highest voters' turnout

### Constituencies with Lowest Voters' Turnout:

S.No	Constituency	Total Registered Voters	Total Votes Polled	Polling Percentage
1	Allahabad North	413478	173242	42%
2	Allahabad South	392097	177063	45%
3	Balrampur	410725	193307	47%

Table: Top 3 constituencies with lowest voters' turnout

## Vote Share of Winner

The percentage of vote share was calculated by dividing the votes polled for the winner by the total number of valid votes polled. The value represents votes won by the winning candidates among the total number of valid votes polled.

$$\text{Votes Share} = \frac{\text{Total Votes Polled for Winner}}{\text{Total No. of Valid Votes Polled}}$$

The winners of the Uttar Pradesh State Assembly elections, 2017 won by an average of 43 % of total votes polled. In the 2012 elections winners won by an average of 35% of total votes polled.

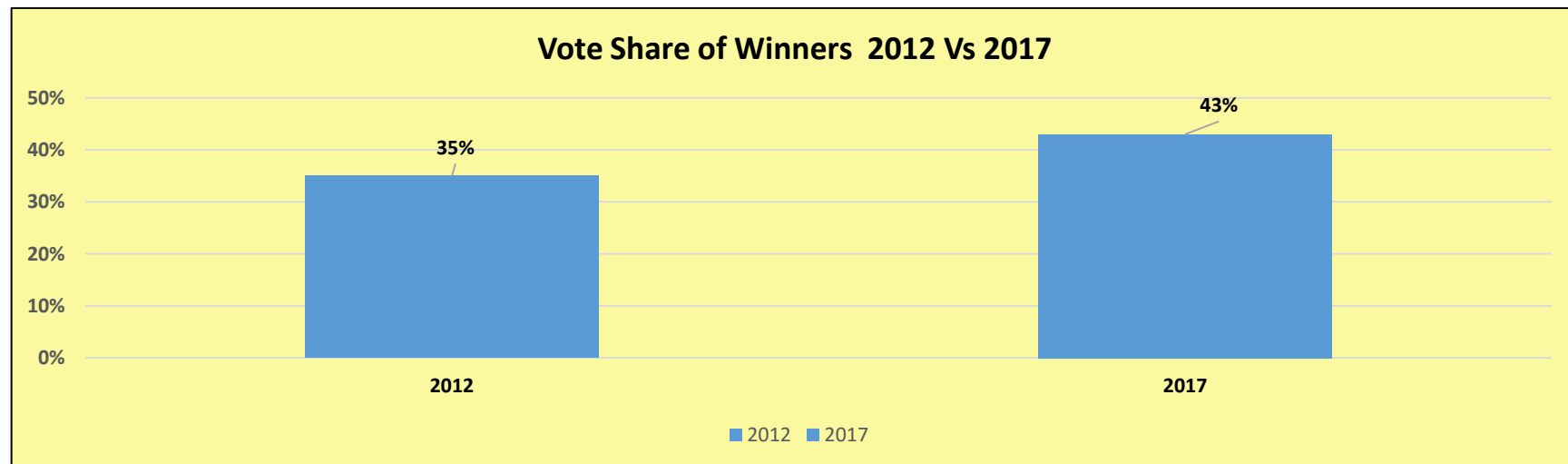


Figure: Comparative Analysis – Vote Share of Winners

**Winners with highest vote share: 72 (18%)** winners won with 50% and above of the total votes polled in their constituency. The top 3 winners who have attained the highest vote share during the Uttar Pradesh State Assembly Elections, 2017 are given below:

S.No	Winner	Constituency	Party	Total Registered voters	Total Votes Polled	Total Votes polled for the Winner	% of Vote Share
1	RAGHURAJ PRATAP SINGH	Kunda	Independent	342877	201038	136597	68%
2	PANKAJ SINGH	Noida	BJP	523865	254408	162417	64%
3	ADITI SINGH	Rae Bareli	INC	351324	207329	128319	62%

Table: Winners with highest vote share

**Winners with Least Vote Share: 331(82%)** winners won with less than 50% of the total votes polled in their constituency. The top 3 winners who have attained the least vote share during the Uttar Pradesh State Assembly Elections, 2017 are given below:

S.No	Winner	Constituency	Party	Total Registered voters	Total Votes Polled	Total Votes Polled for the winner	% of Votes by winner
1	RAM GOVIND CHAUDHERI	Bansdih	SP	385426	209933	51201	24%
2	ABRAR AHMAD	Isauli	SP	339883	191509	51583	27%
3	SHAILESH KUMAR SINGH	Gainsari	BJP	349774	196103	55716	28%

Table: Winners with least vote share

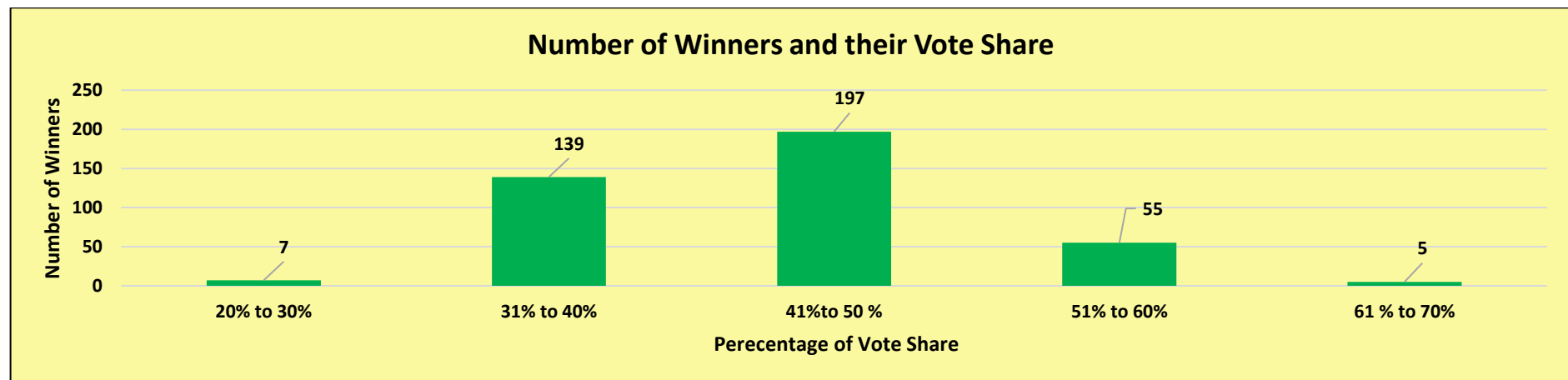


Figure: No. of Winners- Vote Share



***Party Wise Winners with Less than 50% of Vote Share:*** Among major parties, out of 312 winners of **BJP**, **250(80%)** won with less than 50 % of total votes polled in their constituencies. **43(91%)** out of 47 winners from **SP**; **19(100%)** out of 19 winners from **BSP**; **6(86%)** out 7 winners from **INC** and **1(33%)** out of 3 **independent** winners won with less than 50% of total votes polled in their constituency.

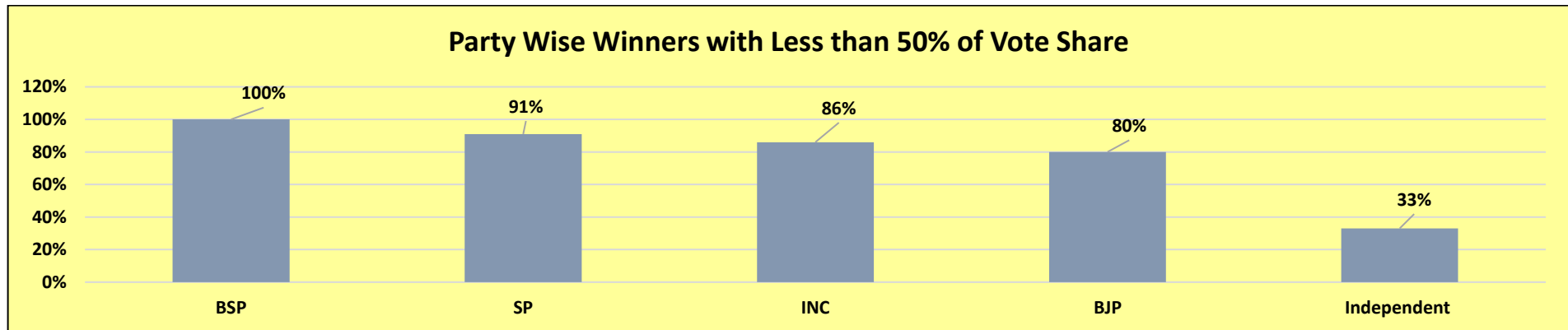


Figure: Party Wise Winners with Less than 50% of Vote Share

## Representativeness of Winners

The percentage of representation is calculated by dividing the votes polled for the winner by the electorate i.e. the total number of registered voters. This value represents the percentage of votes won by the winning candidate among the total number of registered voters in the constituency.

$$\text{Representativeness} = \frac{\text{Total Votes polled for Winner}}{\text{Total No. of Registered Voters}}$$

All the winners of the Uttar Pradesh State Assembly Elections, 2017 won with an average of 26% of the total registered voters. This implies that the winners represents on an average, 26% of the total electorate. In the Uttar Pradesh State Assembly Elections, 2012 won by an average of 21% of the total registered voters.



Figure – Comparative Analysis- Representativeness of Winners

**Winners with Highest Representativeness:** The details of top 3 winners with highest representativeness are given below:

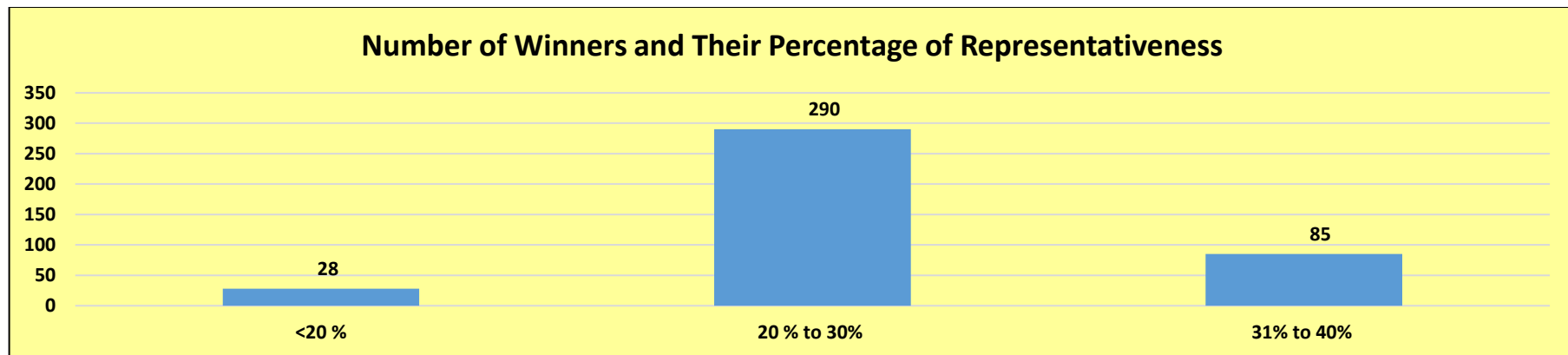
S.No	Winner	Party	Constituency	Total Registered Voters	Total Votes Polled	Total Votes Polled for the Winner	% of Representativeness
1	RAGHURAJ PRATAP SINGH	Independent	Kunda	342877	201038	136597	40%
2	MANISHA ANURAGI	BJP	Rath	383217	242011	147526	38%
3	MANOHAR LAL	BJP	Mehroni	415012	307753	159291	38%

**Table: Winners with Highest Representativeness**

**Winners with Least Representativeness:** The details of top 3 winners with least representativeness are given below:

S.No	Winner	Party	Constituency	Total Registered Voters	Total Votes Polled	Total Votes Polled for the Winner	% of Representativeness
1	RAM GOVIND CHAUDHERI	SP	Bansdih	385426	209933	51201	13%
2	ABRAR AHMAD	SP	Isauli	339883	191509	51583	15%
3	SHAILESH KUMAR SINGH	BJP	Gainsari	349774	196103	55716	16%

**Table: Winners with least representativeness**



**Figure: No. of Winners – Representativeness**

**Party-wise Winners with less than 30% of Representativeness:** Among major parties, out of 312 winners of **BJP**, **213(68%)** have won less than 30% of votes of the total registered voters in the constituency. **39(83%)** out of 47 winners from **SP**; **19 (100%)** out of 19 winners from **BSP**, **6( 86%)** out 7 winners from **INC** and **2(67%)** out of 3 **independent** winners have won less than 30 % of votes of the total registered voters in the constituency.

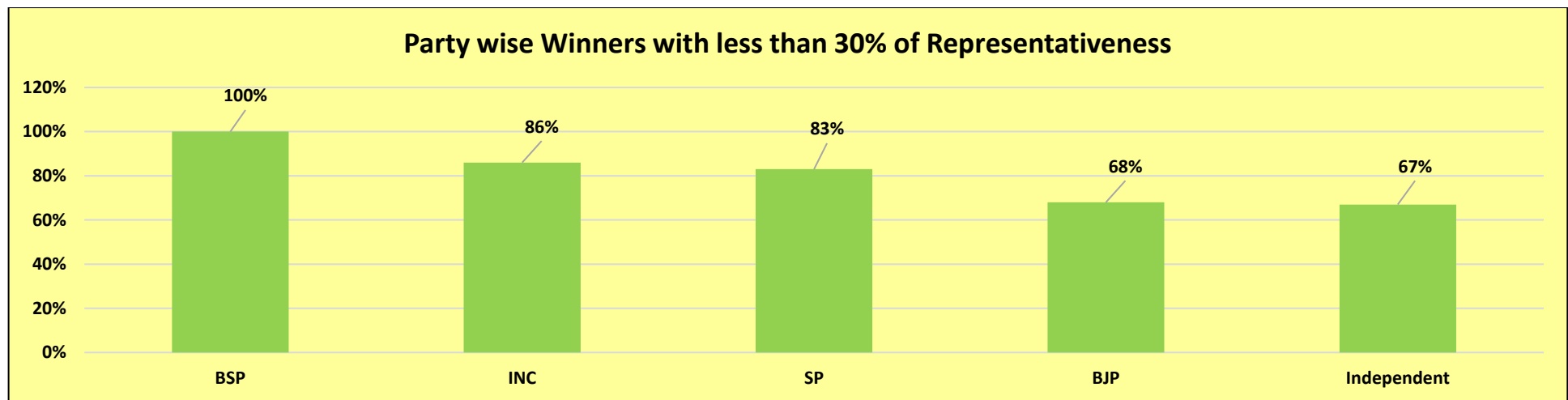


Figure: Party wise Winners with less than 30% of Representativeness

## Margin of Victory for Winners

**Winners with Least Margin of Victory:** The details of top three winners with least margin of victory are given below:

S.No	Constituency	Total Registered Voters	Total Votes Polled	Winner	Party for the winner	Total Votes polled for the Winner	Runners up	Party for the Runners up	Total Votes polled for the Runners up	Margin of Victory (Winner-Runner up)	%of Margin of Victory
1	Doomariyaganj	394352	201595	RAGHVENDRA PRATAP SINGH	Bharatiya Janata Party	67227	SAIYADA KHATOON	Bahujan Samaj Party	67056	171	0.08%
2	Meerapur	294158	204405	AVTAR SINGH BHADANA	Bharatiya Janata Party	69035	LIYAKAT ALI	Samajwadi Party	68842	193	0.09%
3	Mant	316496	210597	SHYAM SUNDER SHARMA	Bahujan Samaj Party	65862	YOGESH CHAUDHARY	Rashtriya Lok Dal	65430	432	0.21%

**Table: Winners with Least Margin of Victory**

**Winners with Highest Margin of Victory:** The details of top three winners with highest margin of victory are given below:

S.No	Constituency	Total Registered Voters	Total Votes Polled	Winner	Party for the winner	Total Votes polled for the Winner	Runners up	Party for the Runners up	Total Votes polled for the Runners up	Margin of Victory (Winner-Runner up)	%of Margin of Victory
1	Sahibabad	865650	425868	SUNIL KUMAR SHARMA	BJP	262741	AMARPAL	INC	112056	150685	35%
2	Rath	383217	242011	MANISHA ANURAGI	BJP	147526	GAYADEEN ANURAGI	INC	42883	104643	43%
3	Noida	523865	254408	PANKAJ SINGH	BJP	162417	SUNIL CHOUDHARY	SP	58401	104016	41%

**Table: Winners with Highest Margin of Victory**

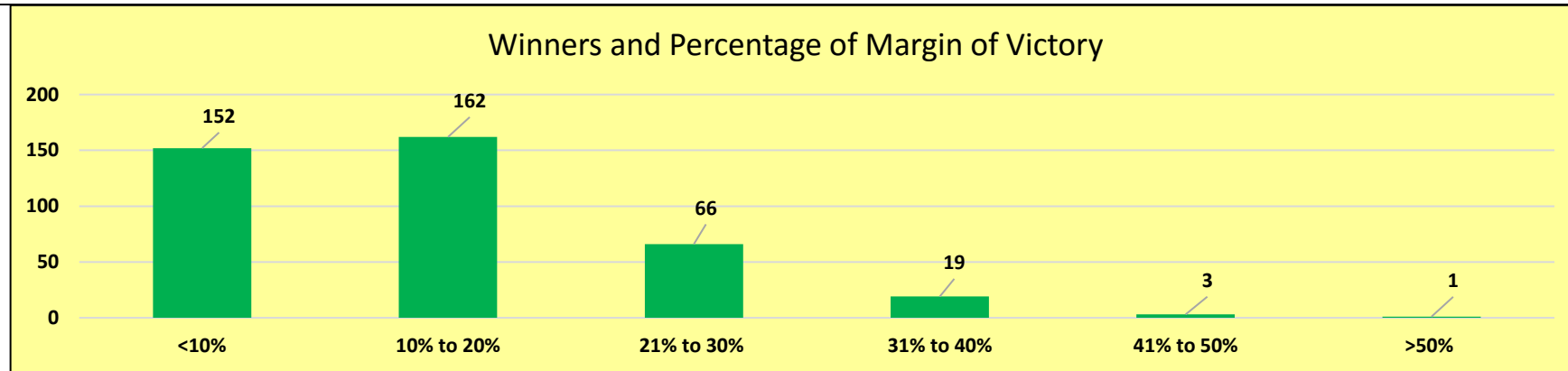


Figure: Winners and Margin of Victory

Party Wise Margin of Victory less than 10%: Out of 312 winners from **BJP**, **92 (29%)** have won with less than 10% margin of victory. **34(72%)** out of 47 winners from **SP**, **16(84%)** out of 19 winners from **BSP** and **4(57%)** out of 7 winners from **INC** have won with less than 10% margin of victory.

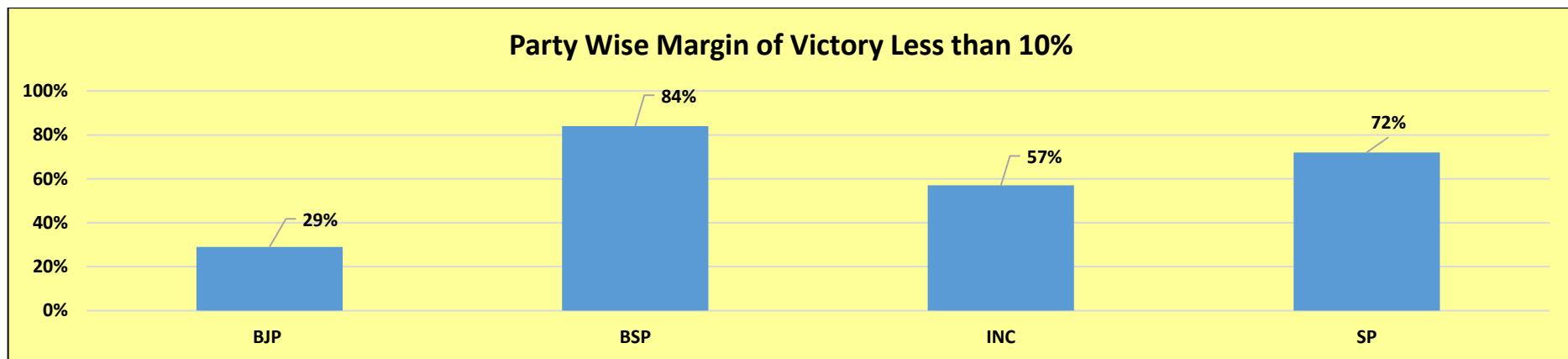


Figure: Party Wise Margin of Victory Less than 10%

## None of the Above

The NOTA button instated by the ECI in 2013 gave the voters an options of rejecting all the candidates in their constituency. The total number of votes polled for None-of-the-above option were 757643 votes during the Uttar Pradesh State Assembly Elections, 2017. The top ten constituencies with highest votes polled for NOTA are as follows:

S.No.	Constituency	Winner	Party for the winner	Total Registered Voters	Total Votes polled	Voters' turnout percentage	Total Votes polled for the Winner	Votes Polled for NOTA	% votes Polled for NOTA
1	Duddhi	HAR IRAM	Apna Dal (Soneylal)	308054	196600	64%	64399	8522	4.30%
2	Ghorawal	ANIL KUMAR MAURYA	Bharatiya Janata Party	366165	239030	65%	114305	5225	2.20%
3	Lalitpur	RAMRATAN KUSHWAHA	Bharatiya Janata Party	453359	317850	70%	156942	4859	1.50%
4	Bhinga	MOHAMMAD ASLAM	Bahujan Samaj Party	357529	225590	63%	76040	4746	2.10%
5	Rath	MANISHA ANURAGI	Bharatiya Janata Party	383217	242011	63%	147526	4595	1.90%
6	Chhanbey	RAHUL PRAKASH	Apna Dal (Soneylal)	357230	215798	60%	107007	4397	2.00%
7	Obra	SANJIV KUMAR	Bharatiya Janata Party	308003	162843	53%	78058	4305	2.60%
8	Shrawasti	RAM FERAN	Bharatiya Janata Party	380716	241733	63%	79437	4289	1.80%
9	Haidergarh	BAIJNATH RAWAT	Bharatiya Janata Party	331504	214170	65%	97497	4096	1.90%
10	Mehroni	MANOHAR LAL	Bharatiya Janata Party	415012	307753	74%	159291	4092	1.30%

**Table: Top 10 Constituencies with highest votes polled for NOTA**

## Comparative Analysis- Winners with criminal cases and their Vote Share and Representativeness

**Winners with Criminal Cases and their Vote Share:** The total votes for winners with criminal cases, serious criminal case and clean records were calculated separately. The vote share of the winners with criminal cases was calculated by dividing the total votes polled for winners with criminal cases with the total votes for those constituencies where the said winners contested from. Similarly, the vote share of winners with serious criminal cases and winners with a clean record were calculated.

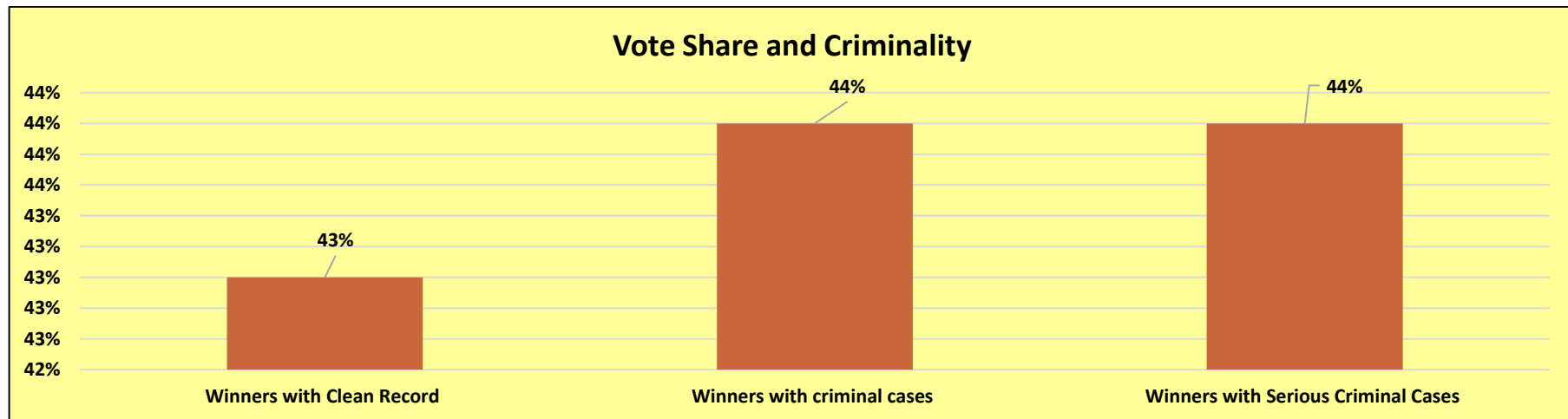
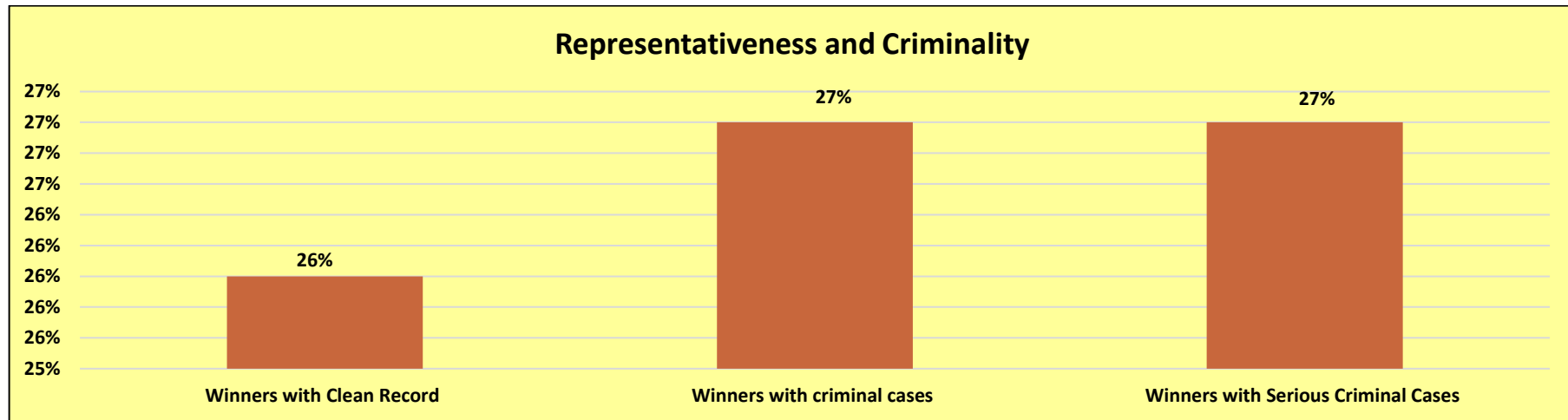


Figure: Vote Share and Criminality



**Winners with Criminal Cases and their Representativeness:** The representativeness of winners with criminal cases was calculated by dividing the total votes for winners with criminal cases with the total electorate in those constituency where the said winners contested from. Similarly, the representativeness of winners with serious criminal cases and winners with a clean record were calculated.



	Total Votes polled for the Winner	Total Voters Polled	Total Registered Voters	Vote Share (in %)	Representativeness (in %)
Winners with Serious Criminal Cases	10162273	23130796	38272804	44%	27%
Winners with Criminal Cases	13577871	30907927	51073245	44%	27%
Winners with Clean Record	23839522	55820939	90591342	43%	26%

Table: Winners with Criminal Cases and their Vote Share and Representativeness

## Vote Share and Representativeness of Winners in Uttar Pradesh Assembly Elections

S.No.	Winner	Party for the Winner	Constituency	Total Registered Voters	Total Votes Polled	% of Voters' turnout	Total Votes polled for the Winner	% of Votes Share	% of Representativeness
1	RAGHURAJ PRATAP SINGH	Independent	Kunda	342877	201038	59%	136597	68%	40%
2	PANKAJ SINGH	Bharatiya Janata Party	Noida	523865	254408	49%	162417	64%	31%
3	ADITI SINGH	Indian National Congress	Rae Bareli	351324	207329	59%	128319	62%	37%
4	SUNIL KUMAR SHARMA	Bharatiya Janata Party	Sahibabad	865650	425868	49%	262741	62%	30%
5	MANISHA ANURAGI	Bharatiya Janata Party	Rath	383217	242011	63%	147526	61%	38%
6	SATYA DEV PACHAURI	Bharatiya Janata Party	Govindnagar	349180	185258	53%	112029	60%	32%
7	ASHUTOSH TANDAN "GOPAL JI"	Bharatiya Janata Party	Lucknow East	422793	228115	54%	135167	59%	32%
8	JAGAN PRASAD GARG	Bharatiya Janata Party	Agra North	395536	230769	58%	135120	59%	34%
9	SAURABH SRIVASTAVA	Bharatiya Janata Party	Varanasi Cantt.	412316	227600	55%	132609	58%	32%
10	RAMAPATI SHASTRI	Bharatiya Janata Party	Mankapur	318844	179521	56%	102862	57%	32%
11	SHRIKANT SHARMA	Bharatiya Janata Party	Mathura	425749	253071	59%	143361	57%	34%
12	HARI SHANKAR MAHOR	Bharatiya Janata Party	Hathras	384610	238554	62%	133840	56%	35%
13	SATYA PRAKASH AGARWAL	Bharatiya Janata Party	Meerut Cantt.	401848	236926	59%	132518	56%	33%
14	SATISH MAHANA	Bharatiya Janata Party	Maharajpur	409049	236731	58%	132394	56%	32%
15	DR. RADHA MOHAN DAS AGRAWAL	Bharatiya Janata Party	Gorakhpur Urban	429226	218831	51%	122221	56%	28%
16	AJIT PAL TYAGI	Bharatiya Janata Party	Muradnagar	419254	253532	60%	140759	56%	34%
17	CHETRAM	Bharatiya Janata Party	Powayan	361653	229205	63%	126635	55%	35%
18	ATUL GARG	Bharatiya Janata Party	Ghaziabad	424077	225856	53%	124201	55%	29%
19	RAJVEER DILER	Bharatiya Janata Party	Iglas	359639	233621	65%	128000	55%	36%
20	SHIVPAL SINGH YADAV	Samajwadi Party	Jaswantnagar	366434	233057	64%	126834	54%	35%
21	MAHESH CHANDRA	Bharatiya Janata Party	KIDWAI NAGAR	354693	205134	58%	111407	54%	31%
22	SANJAY SINGH GANGWAR	Bharatiya Janata Party	Pilibhit	368537	251819	68%	136486	54%	37%
23	DEVENDRA	Bharatiya Janata Party	Syana	371739	232430	63%	125854	54%	34%
24	VIKAS GUPTA	Bharatiya Janata Party	Ayah Shah	260518	150934	58%	81203	54%	31%
25	SUSHIL KUMAR SHAKYA	Bharatiya Janata Party	Amritpur	298668	174640	58%	93502	54%	31%
26	ANOOP	Bharatiya Janata Party	Khair	375762	232118	62%	124198	54%	33%
27	SHRI DALVEER SINGH	Bharatiya Janata Party	Barauli	356744	235107	66%	125545	53%	35%
28	DR. ANITA LODHI RAJPUT	Bharatiya Janata Party	Debai	333390	209809	63%	111807	53%	34%
29	KARAN SINGH PATEL	Bharatiya Janata Party	Bindki	296986	183971	62%	97996	53%	33%

S.No.	Winner	Party for the Winner	Constituency	Total Registered Voters	Total Votes Polled	% of Voters' turnout	Total Votes polled for the Winner	% of Votes Share	% of Representativeness
30	TEJPAL SINGH NAGAR	Bharatiya Janata Party	Dadri	441229	265281	60%	141226	53%	32%
31	SURESHWAR SINGH	Bharatiya Janata Party	Mahasi	322816	197137	61%	104654	53%	32%
32	ALKA RAI	Bharatiya Janata Party	Mohammadabad	394670	230144	58%	122156	53%	31%
33	GAURI SHANKAR	Bharatiya Janata Party	Orai	423939	265142	63%	140485	53%	33%
34	RAFIQ ANSARI	Samajwadi Party	Meerut	302214	195516	65%	103217	53%	34%
35	NAND GOPAL GUPTA NANDI	Bharatiya Janata Party	Allahabad South	392097	177063	45%	93011	53%	24%
36	VINOD KUMAR	Independent	Babaganj	305086	167975	55%	87778	52%	29%
37	RAMANAND BAUDH	Suheldev Bhartiya Samaj Party	Ramkola	346086	197263	57%	102782	52%	30%
38	SURYA PRATAP SHAHI	Bharatiya Janata Party	Pathardeva	317739	191614	60%	99812	52%	31%
39	BABU RAM PASWAN	Bharatiya Janata Party	Puranpur	369532	246819	67%	128493	52%	35%
40	HEMLATA DIWAKAR	Bharatiya Janata Party	Agra Rural	392467	249926	64%	129887	52%	33%
41	BRIJESH KUMAR	Bharatiya Janata Party	Mohan	322973	202538	63%	104884	52%	32%
42	MANOHAR LAL	Bharatiya Janata Party	Mehroni	415012	307753	74%	159291	52%	38%
43	DR. NEELKANTH TIWARI	Bharatiya Janata Party	Varanasi South	281290	178837	64%	92560	52%	33%
44	DR. D.C. VERMA	Bharatiya Janata Party	Meerganj	324812	210276	65%	108789	52%	33%
45	LAXMI NARAYAN	Bharatiya Janata Party	Chhata	340122	227322	67%	117537	52%	35%
46	PANKAJ GUPTA	Bharatiya Janata Party	Unnao	382547	231457	61%	119669	52%	31%
47	MOHAMMAD ABDULLAH AZAM KHAN	Samajwadi Party	Suar	295945	205962	70%	106443	52%	36%
48	YOGENDRA UPADHYAYA	Bharatiya Janata Party	Agra South	348596	217225	62%	111882	52%	32%
49	HARSHVARDHAN BAJPAI	Bharatiya Janata Party	Allahabad North	413478	173242	42%	89191	51%	22%
50	AKSHAYVARALAL	Bharatiya Janata Party	BALHA (S.C.)	349485	202367	58%	104135	51%	30%
51	KRISHNA PASWAN	Bharatiya Janata Party	Khaga	323594	184571	57%	94954	51%	29%
52	DR. ARUN KUMAR	Bharatiya Janata Party	Bareilly	416259	223873	54%	115010	51%	28%
53	PREMSAGAR PATEL	Bharatiya Janata Party	Siswa	366108	239366	65%	122884	51%	34%
54	SURENDRA NARAYAN SINGH	Bharatiya Janata Party	Rohaniya	379258	233782	62%	119885	51%	32%
55	RAJMANI	Bharatiya Janata Party	Koraon	329333	196227	60%	100427	51%	30%
56	RAVINDRA JAISWAL	Bharatiya Janata Party	Varanasi North	384603	227695	59%	116017	51%	30%

S.No.	Winner	Party for the Winner	Constituency	Total Registered Voters	Total Votes Polled	% of Voters' turnout	Total Votes polled for the Winner	% of Votes Share	% of Representativeness
57	HARVINDER KUMAR SAHANI	Bharatiya Janata Party	PALIA	340784	231799	68%	118069	51%	35%
58	DR. REETA JOSHI	Bharatiya Janata Party	LUCKNOW CANTT.	368311	187433	51%	95402	51%	26%
59	MANJU TYAGI	Bharatiya Janata Party	SRI NAGAR	307964	222865	72%	112941	51%	37%
60	JAIMANGAL	Bharatiya Janata Party	Maharajganj	386624	247216	64%	125154	51%	32%
61	VIJENDRA SINGH	Bharatiya Janata Party	Khurja	361762	236970	66%	119493	50%	33%
62	DR. MANJU SHIWACH	Bharatiya Janata Party	Modi Nagar	333378	215867	65%	108631	50%	33%
63	ANIL KUMAR	Bharatiya Janata Party	Shikarpur	310888	202785	65%	101912	50%	33%
64	NEEL RATAN SINGH PATEL "NEELU"	Apna Dal (Soneylal)	Sevapuri	318423	206507	65%	103423	50%	32%
65	ANAND	Bharatiya Janata Party	Ballia Nagar	358157	185942	52%	92889	50%	26%
66	NAGENDRA SINGH RATHORE	Bharatiya Janata Party	Bhojpur	307153	187708	61%	93673	50%	30%
67	PAWAN KUMAR	Bharatiya Janata Party	Hata	352915	208257	59%	103864	50%	29%
68	AMAR SINGH	Bharatiya Janata Party	Kaimganj	381567	233683	61%	116304	50%	30%
69	SANDEEP KUMAR SINGH	Bharatiya Janata Party	Atrauli	382530	232591	61%	115397	50%	30%
70	SUBHASH TRIPATHI	Bharatiya Janata Party	Payagpur	363024	206193	57%	102254	50%	28%
71	RAHUL PRAKASH	Apna Dal (Soneylal)	Chhanbey	357230	215798	60%	107007	50%	30%
72	SOBARAN SINGH YADAV	Samajwadi Party	Karhal	355392	210268	59%	104221	50%	29%
73	RAMRATAN KUSHWAHA	Bharatiya Janata Party	Lalitpur	453359	317850	70%	156942	49%	35%
74	KISHAN LAL RAJPOOT	Bharatiya Janata Party	Barkhera	303706	211878	70%	104595	49%	34%
75	PREM NARAYAN PANDEY	Bharatiya Janata Party	Tarabganj	354551	203268	57%	100294	49%	28%
76	VED PRAKASH GUPTA	Bharatiya Janata Party	Ayodhya	351003	217488	62%	107014	49%	30%
77	ABHIJEET SINGH SANGA	Bharatiya Janata Party	Bithoor	354102	230544	65%	113289	49%	32%
78	MAYANKESHWAR SHARAN SINGH	Bharatiya Janata Party	Tiloi	339401	195746	58%	96119	49%	28%
79	SANJAY	Bharatiya Janata Party	Anupshahr	361387	229765	64%	112431	49%	31%
80	GYANENDRA	Bharatiya Janata Party	Paniyara	398745	243886	61%	119308	49%	30%
81	SURESH KUMAR KHANNA	Bharatiya Janata Party	Shahjahanpur	359008	206025	57%	100734	49%	28%
82	ARVIND GIRI	Bharatiya Janata Party	GOLA GOKRANNATH	365767	250840	69%	122497	49%	33%
83	ANURAG SINGH	Bharatiya Janata Party	Chunar	335558	216603	65%	105608	49%	31%
84	DHIRENDRA SINGH	Bharatiya Janata Party	Jewar	322998	211414	65%	102979	49%	32%

S.No.	Winner	Party for the Winner	Constituency	Total Registered Voters	Total Votes Polled	% of Voters' turnout	Total Votes polled for the Winner	% of Votes Share	% of Representativeness
85	NILIMA KATIYAR	Bharatiya Janata Party	Kalyanpur	334240	177912	53%	86620	49%	26%
86	SATYA PAL SINGH BAGHEL	Bharatiya Janata Party	Tundla	349701	243591	70%	118584	49%	34%
87	RAVI SHARMA	Bharatiya Janata Party	Jhansi Nagar	398016	242146	61%	117873	49%	30%
88	JITENDRA VERMA	Bharatiya Janata Party	Fatehabad	297527	209793	71%	101960	49%	34%
89	SHYAM DHANI	Bharatiya Janata Party	Kapilvastu	430659	235129	55%	114082	49%	26%
90	KAMAL RANI	Bharatiya Janata Party	Ghatampur	308927	191219	62%	92776	49%	30%
91	RATNAKAR MISHR	Bharatiya Janata Party	Mirzapur	385086	225234	58%	109196	48%	28%
92	ANIL RAJBHAR	Bharatiya Janata Party	Shivpur	341280	227886	67%	110453	48%	32%
93	PATEL RAMKUMAR VERMA	Bharatiya Janata Party	NIGHASAN	327486	222147	68%	107487	48%	33%
94	RAVENDRA PAL SINGH	Bharatiya Janata Party	Chharra	360415	229000	64%	110738	48%	31%
95	VIRENDRA	Bharatiya Janata Party	Marhara	296197	191339	65%	92507	48%	31%
96	RAM PRATAP SINGH	Bharatiya Janata Party	Etmadpur	417210	284202	68%	137381	48%	33%
97	DR.NEERAJ BORA	Bharatiya Janata Party	Lucknow North	403296	226447	56%	109315	48%	27%
98	RAJESH AGARWAL	Bharatiya Janata Party	Bareilly Cantt.	343068	183430	53%	88441	48%	26%
99	AMITABH BAJPAI	Samajwadi Party	Arya Nagar	279098	147465	53%	70993	48%	25%
100	JANMEJAI SINGH	Bharatiya Janata Party	Deoria	324208	183289	57%	88030	48%	27%
101	YOGESH VERMA	Bharatiya Janata Party	LAKHIMPUR	393426	255622	65%	122677	48%	31%
102	GANGA	Bharatiya Janata Party	Fazilnagar	382962	214409	56%	102778	48%	27%
103	SANJIV KUMAR	Bharatiya Janata Party	Obra	308003	162843	53%	78058	48%	25%
104	ANIL KUMAR MAURYA	Bharatiya Janata Party	Ghorawal	366165	239030	65%	114305	48%	31%
105	UMA SHANKER SINGH	Bahujan Samaj Party	Rasara	335654	193151	58%	92272	48%	27%
106	ARADHANA MISHRA 'MONA'	Indian National Congress	Rampur Khas	315694	170655	54%	81463	48%	26%
107	RAJNIKANT MANI TRIPATHI	Bharatiya Janata Party	Kushinagar	354951	203549	57%	97132	48%	27%
108	MOHAMMAD AZAM KHAN	Samajwadi Party	Rampur	381860	215073	56%	102100	47%	27%
109	RAM NARESH AGNIHOTRI	Bharatiya Janata Party	Bhongaon	331050	195746	59%	92697	47%	28%
110	HAZI IRFAN SOLANKI	Samajwadi Party	Sishamau	272294	154222	57%	73030	47%	27%
111	CHAU. UDAYBHAN SINGH	Bharatiya Janata Party	Fatehpur Sikri	338271	229371	68%	108586	47%	32%
112	JAI PRAKASH NISHAD	Bharatiya Janata Party	Rudrapur	293183	164353	56%	77754	47%	27%
113	NAHID HASAN	Samajwadi Party	Kairana	300659	209134	70%	98830	47%	33%
114	AJEET KUMAR URF RAJU YADAV	Bharatiya Janata Party	Gunnaur	372513	227731	61%	107344	47%	29%
115	MAHESH KUMAR GOYAL	Bharatiya Janata Party	Kheragarh	309776	198781	64%	93510	47%	30%

S.No.	Winner	Party for the Winner	Constituency	Total Registered Voters	Total Votes Polled	% of Voters' turnout	Total Votes polled for the Winner	% of Votes Share	% of Representativeness
116	KALI PRASAD	Bharatiya Janata Party	Salempur	309091	162421	53%	76175	47%	25%
117	SATISH CHANDRA SHARMA	Bharatiya Janata Party	Dariyabad	387493	254570	66%	119173	47%	31%
118	GULAB DEVI	Bharatiya Janata Party	Chandausi	363471	224074	62%	104806	47%	29%
119	KAILASH SINGH RAJPUT	Bharatiya Janata Party	Tirwa	347135	215019	62%	100426	47%	29%
120	SANJAY GARG	Samajwadi Party	Saharanpur Nagar	393564	272509	69%	127210	47%	32%
121	NIRMALA SANKHWAR	Bharatiya Janata Party	Rasulabad	311334	189385	61%	88390	47%	28%
122	YOGESH DHAMA	Bharatiya Janata Party	Baghpat	301360	198613	66%	92566	47%	31%
123	AGYASH RAM SARAN VERMA	Bharatiya Janata Party	Bisalpur	348282	222924	64%	103498	46%	30%
124	DEVENDRA PRATAP	Bharatiya Janata Party	Amanpur	292812	183778	63%	85199	46%	29%
125	DEVENDRA SINGH RAJPUT	Bharatiya Janata Party	Kasganj	345711	220120	64%	101908	46%	29%
126	PALTURAM	Bharatiya Janata Party	Balrampur	410725	193307	47%	89401	46%	22%
127	SANJEEV RAJA	Bharatiya Janata Party	Aligarh	370237	246114	66%	113752	46%	31%
128	KU. NARENDRA PAL SINGH	Bharatiya Janata Party	Kalpi	377556	229331	61%	105988	46%	28%
129	BRIJBHUSHAN RAJPOOT ALIAS GUDDU BHAIYA	Bharatiya Janata Party	Charkhari	322422	213705	66%	98360	46%	31%
130	SOHIL AKHTAR ANSARI	Indian National Congress	Kanpur Cantt.	335587	176462	53%	81169	46%	24%
131	SURESH RAHI	Bharatiya Janata Party	Hargaon	310182	221261	71%	101680	46%	33%
132	VIKRAM SINGH	Bharatiya Janata Party	Fatehpur	332514	195168	59%	89481	46%	27%
133	RAJEEV KUMAR	Bharatiya Janata Party	Dhanaura	321055	225180	70%	102943	46%	32%
134	PRAKASH DWIVEDI	Bharatiya Janata Party	Banda	304204	182334	60%	83169	46%	27%
135	BAIJNATH RAWAT	Bharatiya Janata Party	Haidergarh	331504	214170	65%	97497	46%	29%
136	VIRENDRA SINGH SIROHI	Bharatiya Janata Party	Bulandshahr	381340	245082	64%	111538	46%	29%
137	RAJ KUMAR AGRAWAL URF RAJA	Bharatiya Janata Party	Sandila	334070	198649	59%	90362	45%	27%
138	AJAY PRATAP SINGH	Bharatiya Janata Party	Colonelganj	314862	182468	58%	82867	45%	26%
139	KAPIL DEV AGARWAL	Bharatiya Janata Party	Muzaffar Nagar	334332	215602	64%	97838	45%	29%
140	MATHURA PRASAD PAL	Bharatiya Janata Party	Sikandra	321243	193753	60%	87879	45%	27%
141	SANGEETA YADAV	Bharatiya Janata Party	Chauri-Chaura	339854	193724	57%	87863	45%	26%
142	RAJ KARAN KABIR	Bharatiya Janata Party	Naraini	335788	204001	61%	92412	45%	28%
143	RAJANI TIWARI	Bharatiya Janata Party	Shahabad	343850	219939	64%	99624	45%	29%
144	RAMESH CHANDRA	Bharatiya Janata Party	Auraiya	319346	184820	58%	83580	45%	26%

S.No.	Winner	Party for the Winner	Constituency	Total Registered Voters	Total Votes Polled	% of Voters' turnout	Total Votes polled for the Winner	% of Votes Share	% of Representativeness
145	AJAY KUMAR SINGH "AJAY SINGH"	Bharatiya Janata Party	Harraiya	368897	214632	58%	97014	45%	26%
146	KARINDA SINGH	Bharatiya Janata Party	Goverdhan	311396	207072	66%	93538	45%	30%
147	MEJOR SUNIL DUTT DWIVEDI	Bharatiya Janata Party	Farrukhabad	355345	207982	59%	93626	45%	26%
148	NASEER AHMAD KHAN	Samajwadi Party	Chamraua	299129	194285	65%	87400	45%	29%
149	DINESH KHATIK	Bharatiya Janata Party	Hastinapur	326707	221371	68%	99436	45%	30%
150	SHUCHISMITA MAURYA	Bharatiya Janata Party	Majhawan	376709	240169	64%	107839	45%	29%
151	RAMGOPAL PAPPU LODHI	Bharatiya Janata Party	Jasrana	340497	230392	68%	103426	45%	30%
152	JAI KUMAR SINGH JAIKI	Apna Dal (Soneylal)	Jahanabad	296282	181500	61%	81438	45%	27%
153	DAYARAM CHAUDHARY	Bharatiya Janata Party	Basti Sadar	347784	206622	59%	92697	45%	27%
154	BRAJESH KUMAR	Samajwadi Party	Kishani (SC)	298559	179515	60%	80475	45%	27%
155	DR. GIRRAJ SINGH DHARMESH	Bharatiya Janata Party	Agra Cantt.	427523	252816	59%	113178	45%	26%
156	RAKESH KUMAR GOSWAMI	Bharatiya Janata Party	Mahoba	298835	197273	66%	88291	45%	30%
157	MADHURI VERMA	Bharatiya Janata Party	Nanpara	331660	193040	58%	86312	45%	26%
158	RAMA SHANKAR SINGH	Bharatiya Janata Party	Marihan	344921	238300	69%	106517	45%	31%
159	HAJI IKRAM QURESHI	Samajwadi Party	Moradabad Nagar	470793	276805	59%	123467	45%	26%
160	VIKRAM SINGH	Bharatiya Janata Party	Khatauli	298738	213096	71%	94771	44%	32%
161	BRAJESH KUMAR PRAJAPATI	Bharatiya Janata Party	Tindwari	309634	184823	60%	82197	44%	27%
162	HARIOM YADAV	Samajwadi Party	Sirsaganj	305951	203075	66%	90281	44%	30%
163	SWAMI PRASAD MAURYA	Bharatiya Janata Party	Padrauna	348913	210742	60%	93649	44%	27%
164	AVADHESH SINGH	Bharatiya Janata Party	Pindra	342536	204375	60%	90614	44%	26%
165	BALDEV SINGH AULAKH	Bharatiya Janata Party	Bilaspur	331650	223694	67%	99100	44%	30%
166	HRIDAY NARAYAN DIKSHIT	Bharatiya Janata Party	Bhagwantnagar	409687	234335	57%	103698	44%	25%
167	GYAN TIWARI	Bharatiya Janata Party	Sevata	296486	214086	72%	94697	44%	32%
168	RITESH KUMAR GUPTA	Bharatiya Janata Party	Moradabad Rural	356446	221367	62%	97916	44%	27%
169	BHUPESH CHAUBEY	Bharatiya Janata Party	Robertsganj	325191	203438	63%	89932	44%	28%
170	SAURABH SINGH	Bharatiya Janata Party	KASTA	298945	209987	70%	92824	44%	31%
171	MANISH ASIJA	Bharatiya Janata Party	Firozabad	379178	232278	61%	102654	44%	27%



S.No.	Winner	Party for the Winner	Constituency	Total Registered Voters	Total Votes Polled	% of Voters' turnout	Total Votes polled for the Winner	% of Votes Share	% of Representativeness
172	SANJEEV KUMAR DIWAKAR	Bharatiya Janata Party	Jalesar	280441	184640	66%	81502	44%	29%
173	DR. SHYAM BIHARI LAL	Bharatiya Janata Party	Faridpur	307012	190209	62%	83656	44%	27%
174	CHHATRA PAL SINGH	Bharatiya Janata Party	Baheri	344388	247785	72%	108846	44%	32%
175	ASHOK KUMAR SINGH CHANDEL	Bharatiya Janata Party	Hamirpur	397024	252606	64%	110888	44%	28%
176	KUSHAGRA SAGAR	Bharatiya Janata Party	Bisauli	387666	228995	59%	100287	44%	26%
177	R.K. SINGH PATEL	Bharatiya Janata Party	Manikpur	325694	194557	60%	84988	44%	26%
178	MAHENDRA SINGH KHARGVANSHI	Bharatiya Janata Party	Hasanpur	342743	254919	74%	111269	44%	32%
179	SANGAM LAL GUPTA	Apna Dal (Soneylal)	Pratapgarh	330831	185179	56%	80828	44%	24%
180	SURESH KUMAR	Bharatiya Janata Party	Jagdishpur	361709	192972	53%	84219	44%	23%
181	BRIJESH	Bharatiya Janata Party	Deoband	327564	234306	72%	102244	44%	31%
182	KESAR SINGH	Bharatiya Janata Party	Nawabganj	315060	215339	68%	93711	44%	30%
183	GORAKH NATH	Bharatiya Janata Party	Milkipur	341888	199866	58%	86960	44%	25%
184	KULDEEP SINGH SENGAR	Bharatiya Janata Party	Bangermau	337893	202064	60%	87657	43%	26%
185	UPENDRA SINGH	Bharatiya Janata Party	Zaidpur	366659	256287	70%	111064	43%	30%
186	SHYAM PRAKASH	Bharatiya Janata Party	Gopamau	330381	203032	61%	87871	43%	27%
187	SANGEETA	Bharatiya Janata Party	Ghazipur	338760	213558	63%	92090	43%	27%
188	MOOLCHANDRA SINGH	Bharatiya Janata Party	Madhaugarh	431290	252621	59%	108737	43%	25%
189	SIDHARTH NATH SINGH	Bharatiya Janata Party	Allahabad West	418849	198692	47%	85518	43%	20%
190	PRATIBHA SHUKLA	Bharatiya Janata Party	Akbarpur - Raniya	308135	203207	66%	87430	43%	28%
191	RAM CHANDRA YADAV	Bharatiya Janata Party	Rudauli	336229	210239	63%	90311	43%	27%
192	SUCHI	Bharatiya Janata Party	Bijnor	363181	245771	68%	105548	43%	29%
193	RAM PRATAP ALIAS SHASHIKANT VERMA	Bharatiya Janata Party	Utraula	411396	198526	48%	85240	43%	21%
194	KRISHANPAL MALIK URF KRISHANPAL MALIK	Bharatiya Janata Party	Baraut	288052	185178	64%	79427	43%	28%
195	SURESH KUMAR	Bharatiya Janata Party	Thana Bhawan	311405	212691	68%	90995	43%	29%
196	SURESH KUMAR SHRIVASTAV	Bharatiya Janata Party	Lucknow West	387874	217554	56%	93022	43%	24%
197	BAMBA LAL	Bharatiya Janata Party	Safipur	327844	197225	60%	84068	43%	26%
198	ASHOK KUMAR RANA	Bharatiya Janata Party	Dhampur	282279	192961	68%	82169	43%	29%



S.No.	Winner	Party for the Winner	Constituency	Total Registered Voters	Total Votes Polled	% of Voters' turnout	Total Votes polled for the Winner	% of Votes Share	% of Representativeness
199	BHAGWATI PRASAD SAGAR	Bharatiya Janata Party	Bilhaur	377575	240684	64%	102326	43%	27%
200	LOKENDRA PRATAP SINGH	Bharatiya Janata Party	MOHAMMDI	315230	219146	70%	93000	42%	30%
201	NITIN AGARWAL	Samajwadi Party	Hardoi	393551	230361	59%	97735	42%	25%
202	SURYA BHAN SINGH	Bharatiya Janata Party	Sultanpur	360898	204858	57%	86786	42%	24%
203	FATEH BAHADUR	Bharatiya Janata Party	Caimpiyarganj	364225	216710	59%	91636	42%	25%
204	KAMLESH SAINI	Bharatiya Janata Party	Chandpur	312817	218484	70%	92345	42%	30%
205	JATASHANKER TRIPATHI	Bharatiya Janata Party	Khadda	311729	195328	63%	82537	42%	26%
206	SANJAY YADAV	Bharatiya Janata Party	Sikanderpur	286805	164615	57%	69536	42%	24%
207	RAKESH RATHORE	Bharatiya Janata Party	Sitapur	378839	234198	62%	98850	42%	26%
208	SHOBHA SINGH CHAUHAN	Bharatiya Janata Party	Bikapur	361302	222916	62%	94074	42%	26%
209	SANJAY KUMAR	Bharatiya Janata Party	Chail	365347	203355	56%	85713	42%	23%
210	NAVAB JAN	Samajwadi Party	Thakurdwara	347748	256420	74%	107865	42%	31%
211	BAHORAN LAL MAURYA	Bharatiya Janata Party	Bhojipura	347294	238631	69%	100381	42%	29%
212	JAI PRATAP SINGH	Bharatiya Janata Party	Bansi	363403	184514	51%	77548	42%	21%
213	RAJEEV SINGH "PARICHHA"	Bharatiya Janata Party	Babina	323440	230162	71%	96713	42%	30%
214	PRAVEEN KUMAR SINGH	Bharatiya Janata Party	Phulpur	380837	223933	59%	93912	42%	25%
215	RANVENDRA PRATAP SINGH URF DHUNNI BHAIYA	Bharatiya Janata Party	Husainganj	286821	175664	61%	73595	42%	26%
216	PT. RADHA KRISHAN SHARMA	Bharatiya Janata Party	Bilsa	334037	196030	59%	82070	42%	25%
217	MOHAMMAD RIZWAN	Samajwadi Party	Kundarki	370262	264330	71%	110561	42%	30%
218	DR. SOMENDRA TOMAR	Bharatiya Janata Party	Meerut South	428854	270796	63%	113225	42%	26%
219	RANI PAKSHALIKA SINGH	Bharatiya Janata Party	Bah	321296	192786	60%	80567	42%	25%
220	PRABHAT KUMAR VERMA	Bharatiya Janata Party	Gaura	311835	173380	56%	72455	42%	23%
221	ARCHANA PANDEY	Bharatiya Janata Party	Chhibramau	422147	268754	64%	112209	42%	27%
222	DR. AJAI KUMAR	Bharatiya Janata Party	Bara	320594	189974	59%	79209	42%	25%
223	BIMLA SINGH SOLANKI	Bharatiya Janata Party	Sikandrabad	375293	251950	67%	104956	42%	28%
224	RAKESH KUMAR VERMA ALIAS DR.R.K.VERMA	Apna Dal (Soneylal)	Vishwanathganj	380507	196623	52%	81899	42%	22%
225	DR HARENDRA PRASAD SINGH	Bharatiya Janata Party	Zafrabad	368210	206451	56%	85989	42%	23%
226	JAI DEVI	Bharatiya Janata Party	Malihabad	340477	227724	67%	94677	42%	28%

S.No.	Winner	Party for the Winner	Constituency	Total Registered Voters	Total Votes Polled	% of Voters' turnout	Total Votes polled for the Winner	% of Votes Share	% of Representativeness
227	BAWAN SINGH	Bharatiya Janata Party	Katra Bazar	362165	221535	61%	92095	42%	25%
228	RAJBALA	Bharatiya Janata Party	Milak	338757	216334	64%	89861	42%	27%
229	LAL BAHADUR	Bharatiya Janata Party	Manjhanpur	378420	223633	59%	92818	42%	25%
230	RAJESH GAUTAM	Bharatiya Janata Party	Kadipur	358264	210538	59%	87353	41%	24%
231	CHETAN CHAUHAN	Bharatiya Janata Party	Naugawan Sadat	306855	234190	76%	97030	41%	32%
232	RAVI KUMAR SONKAR	Bharatiya Janata Party	Mahadewa S.C	341194	199317	58%	82429	41%	24%
233	SHARADA PRASAD	Bharatiya Janata Party	Chakia	365218	234587	64%	96890	41%	27%
234	SARITA BHADAURIYA	Bharatiya Janata Party	Etawah	381680	220994	58%	91234	41%	24%
235	SAKENDRA PRATAP VERMA	Bharatiya Janata Party	Kursi	374654	262731	70%	108403	41%	29%
236	NANDKISHOR	Bharatiya Janata Party	Loni	456713	274555	60%	113088	41%	25%
237	DURGA PRASAD	Samajwadi Party	Azamgarh	375021	213948	57%	88087	41%	23%
238	KAMAL SINGH MALIK	Bharatiya Janata Party	Garhmukteshwar	329503	221755	67%	91086	41%	28%
239	MAHESH CHANDRA GUPTA	Bharatiya Janata Party	Badaun	353550	212745	60%	87314	41%	25%
240	ANIL PARASHAR	Bharatiya Janata Party	Koil	363057	228587	63%	93814	41%	26%
241	RAJESH KUMAR MISHRA	Bharatiya Janata Party	Bithari Chainpur	362631	234958	65%	96397	41%	27%
242	ANUPMA JAISWAL	Bharatiya Janata Party	Bahraich	357077	213375	60%	87479	41%	24%
243	SATYAPAL SINGH RATHAUR	Bharatiya Janata Party	Aliganj	333944	216594	65%	88695	41%	27%
244	SANGEET SINGH SOM	Bharatiya Janata Party	Sardhana	333064	239251	72%	97921	41%	29%
245	VIPIN KUMAR DAVID	Bharatiya Janata Party	Etah	317254	201649	64%	82516	41%	26%
246	MUKESH VERMA	Bharatiya Janata Party	Shikohabad	324839	214721	66%	87851	41%	27%
247	CHANDRIKA PRASAD UPADHYAY	Bharatiya Janata Party	Chitrakoot	356631	221199	62%	90366	41%	25%
248	DHANANJAY KANNOUJIA	Bharatiya Janata Party	Belthara Road	332833	189878	57%	77504	41%	23%
249	JAWAHAR LAL RAJPOOT	Bharatiya Janata Party	Garautha	338712	228787	68%	93378	41%	28%
250	VINAY KUMAR	Bharatiya Janata Party	Mehnaun	356065	206971	58%	84304	41%	24%
251	OMKUMAR	Bharatiya Janata Party	Nehaur	286410	188207	66%	76644	41%	27%
252	MUKUT BIHARI	Bharatiya Janata Party	Kaiserganj	371265	209536	56%	85212	41%	23%
253	UJJWAL RAMAN SINGH	Samajwadi Party	Karachhana	331690	198734	60%	80806	41%	24%
254	UMESH MALIK	Bharatiya Janata Party	Budhana	359140	241116	67%	97781	41%	27%
255	VIKRAMAJEET	Bharatiya Janata Party	Phaphamau	356296	205266	58%	83239	41%	23%
256	DHARMRAJ SINGH YADAV URF SURESH YADAV	Samajwadi Party	Barabanki	368026	245295	67%	99453	41%	27%

S.No.	Winner	Party for the Winner	Constituency	Total Registered Voters	Total Votes Polled	% of Voters' turnout	Total Votes polled for the Winner	% of Votes Share	% of Representativeness
257	SANJAY PRATAP JAISWAL	Bharatiya Janata Party	Rudhauri	408883	222611	54%	90228	41%	22%
258	DINANATH BHASKAR	Bharatiya Janata Party	Aurai	349041	206026	59%	83325	40%	24%
259	DAL BAHADUR	Bharatiya Janata Party	Salon	339971	192964	57%	78028	40%	23%
260	RAMVEER UPADHYAY	Bahujan Samaj Party	Sadabad	345400	226583	66%	91385	40%	26%
261	DARA SINGH CHAUHAN	Bharatiya Janata Party	Madhuban	377976	214219	57%	86238	40%	23%
262	VIMLESH PASWAN	Bharatiya Janata Party	Bansgaon	370761	178818	48%	71966	40%	19%
263	BRIJESH PATHAK	Bharatiya Janata Party	Lucknow Central	366952	195025	53%	78400	40%	21%
264	ALAMBADI	Samajwadi Party	Nizamabad	303975	167475	55%	67274	40%	22%
265	ANIL KUMAR DOHARE	Samajwadi Party	Kannauj	385545	248056	64%	99635	40%	26%
266	SHEETLA PRASAD	Bharatiya Janata Party	Sirathu	350716	196186	56%	78621	40%	22%
267	GIRISH CHANDRA YADAV	Bharatiya Janata Party	Jaunpur	390593	225577	58%	90324	40%	23%
268	ROSHAN LAL VERMA	Bharatiya Janata Party	Tilhar	330669	204249	62%	81770	40%	25%
269	SURENDRA	Bharatiya Janata Party	Bairia	342434	162100	47%	64868	40%	19%
270	KUNVAR MADHVENDRA PRATAP	Bharatiya Janata Party	Sawaijpur	384720	231842	60%	92601	40%	24%
271	MANVENDRA SINGH	Bharatiya Janata Party	Dadraul	330219	216563	66%	86435	40%	26%
272	SUSHIL SINGH	Bharatiya Janata Party	Saiyadraja	317452	197724	62%	78869	40%	25%
273	SHARAD KUMAR AWASTHI	Bharatiya Janata Party	Ram Nagar	326186	223077	68%	88937	40%	27%
274	RAM PAL VERMA	Bharatiya Janata Party	Balamau	347454	187997	54%	74917	40%	22%
275	ANIL SINGH	Bahujan Samaj Party	Purwa	390082	244933	63%	97567	40%	25%
276	SHRI RAM CHAUHAN	Bharatiya Janata Party	Dhanghata	357096	200275	56%	79572	40%	22%
277	DHARMENDRA KUMAR SINGH SHAKYA	Bharatiya Janata Party	Shekhupur	377662	235906	62%	93702	40%	25%
278	VEER VIKRAM SINGH PRINCE	Bharatiya Janata Party	Katra	313965	192992	61%	76509	40%	24%
279	VIJAY KUMAR KASHYAP	Bharatiya Janata Party	Charthawal	314338	206964	66%	82046	40%	26%
280	UPENDRA TIWARI	Bharatiya Janata Party	Phephana	314893	178647	57%	70588	40%	22%
281	PRABHUNARAYAN YADAV	Samajwadi Party	Sakaldiha	317765	202392	64%	79875	39%	25%
282	YASAR SHAH	Samajwadi Party	Matera	324806	200725	62%	79188	39%	24%
283	INDRA PRATAP ALIAS KHABBU TIWARI	Bharatiya Janata Party	Goshainganj	376210	227339	60%	89586	39%	24%

S.No.	Winner	Party for the Winner	Constituency	Total Registered Voters	Total Votes Polled	% of Voters' turnout	Total Votes polled for the Winner	% of Votes Share	% of Representativeness
284	RAM KRISHNA BHARGAVA	Bharatiya Janata Party	Misrikh	344981	219695	64%	86403	39%	25%
285	CHANDRAPAL KUSHWAHA	Bharatiya Janata Party	Baberu	327885	193900	59%	76187	39%	23%
286	PINKI YADAV	Samajwadi Party	Asmoli	348577	250045	72%	97610	39%	28%
287	DEOMANI DWIVEDI	Bharatiya Janata Party	Lambhua	350944	201692	57%	78627	39%	22%
288	LOKENDRA SINGH	Bharatiya Janata Party	Noorpur	303478	203108	67%	79172	39%	26%
289	PRABHASH KUMAR	Bharatiya Janata Party	Sandi	317368	185712	59%	72044	39%	23%
290	RAKESH PRATAP SINGH	Samajwadi Party	Gauriganj	335745	201048	60%	77915	39%	23%
291	RAKESH SINGH BAGHEL	Bharatiya Janata Party	MENHDAWAL	438464	224820	51%	86976	39%	20%
292	NARENDRA SINGH VERMA	Samajwadi Party	Mahmoodabad	290920	210662	72%	81469	39%	28%
293	PRADEEP KUMAR	Bharatiya Janata Party	Gangoh	357454	257378	72%	99446	39%	28%
294	RAJKUMAR ALIAS RAJU YADAV	Samajwadi Party	Mainpuri	326542	196813	60%	75787	39%	23%
295	NARESH SAINI	Indian National Congress	Behat	336576	252559	75%	97035	38%	29%
296	BAJRANG BAHADUR SINGH	Bharatiya Janata Party	Pharenda	333601	198945	60%	76312	38%	23%
297	ARUN KUMAR YADAV	Bharatiya Janata Party	Phoolpur Pawai	304955	178455	59%	68435	38%	22%
298	POORAN PRAKASH	Bharatiya Janata Party	Baldev	347607	231770	67%	88411	38%	25%
299	KAILASH NATH SONKAR	Suheldev Bhartiya Samaj Party	Ajagara	336882	219858	65%	83778	38%	25%
300	SANT PRASAD	Bharatiya Janata Party	Khajani	364725	187798	51%	71492	38%	20%
301	VIJAY PAL (AADHTI)	Bharatiya Janata Party	Hapur	345001	222655	65%	84532	38%	25%
302	PRAMOD UTWAL	Bharatiya Janata Party	Purqazi	313968	204319	65%	77491	38%	25%
303	ABHAY KUMAR ALIAS DHIRAJ OJHA	Bharatiya Janata Party	Raniganj	315821	177190	56%	67031	38%	21%
304	ASHISH KUMAR SINGH ASHU	Bharatiya Janata Party	Bilgram-Mallanwan	357744	221791	62%	83405	38%	23%
305	SADHANA SINGH	Bharatiya Janata Party	Mughalsarai	376583	232617	62%	87401	38%	23%
306	OM PRAKASH RAJBHAR	Suheldev Bhartiya Samaj Party	Zahoorabad	374525	230520	62%	86583	38%	23%
307	TASLEEM AHMAD	Samajwadi Party	Najibabad	329566	215936	66%	81082	38%	25%
308	VINAY SHAKYA	Bharatiya Janata Party	Bidhuna	355368	218376	61%	81905	38%	23%
309	RITESH PANDEY	Bahujan Samaj Party	Jalalpur	384276	240787	63%	90309	38%	24%
310	NAFEES AHMAD	Samajwadi Party	Gopalpur	335970	189300	56%	70980	37%	21%
311	NEELAM KARWARIYA	Bharatiya Janata Party	Meja	310775	181184	58%	67807	37%	22%
312	MOHD. FAEEM	Samajwadi Party	Bilari	343937	229116	67%	85682	37%	25%

S.No.	Winner	Party for the Winner	Constituency	Total Registered Voters	Total Votes Polled	% of Voters' turnout	Total Votes polled for the Winner	% of Votes Share	% of Representativeness
313	SATYAVIR TYAGI	Bharatiya Janata Party	Kithore	338757	242879	72%	90622	37%	27%
314	SWATI SINGH	Bharatiya Janata Party	Sarojini Nagar	498573	290847	58%	108506	37%	22%
315	LAKHAN SINGH	Bharatiya Janata Party	Dibiyapur	309502	191614	62%	71480	37%	23%
316	MEHBOOB ALI	Samajwadi Party	Amroha	292322	201377	69%	74713	37%	26%
317	AMAN MANI TRIPATHI	Independent	Nautanwa	349621	214927	61%	79666	37%	23%
318	DINESH CHAUDHARY	Bharatiya Janata Party	Kerakat S.C.	388528	227142	58%	84078	37%	22%
319	DR. SATISH CHANDRA DWIVEDI	Bharatiya Janata Party	Itwa	321642	160935	50%	59524	37%	19%
320	DR.DHARAM SINGH SAINI	Bharatiya Janata Party	Nakur	329580	255532	78%	94375	37%	29%
321	MASOOD AKHTAR	Indian National Congress	Saharanpur	317413	237468	75%	87689	37%	28%
322	BIHARILAL ARYA	Bharatiya Janata Party	Mauranipur	402057	268783	67%	98905	37%	25%
323	SURESH TIWARI	Bharatiya Janata Party	Barhaj	292657	168628	58%	61996	37%	21%
324	MANOJ KUMAR PARAS	Samajwadi Party	Nagina	328589	209903	64%	77145	37%	23%
325	SHAH ALAM URF GUDDU JAMALI	Bahujan Samaj Party	Mubarakpur	317233	192991	61%	70705	37%	22%
326	JAMUNA PRASAD	Apna Dal (Soneylal)	Soraon	365758	212679	58%	77814	37%	21%
327	ANEETA	Bharatiya Janata Party	Alapur	323508	197802	61%	72366	37%	22%
328	FAGU CHAUHAN	Bharatiya Janata Party	Ghosi	410326	241634	59%	88298	37%	22%
329	AVINASH TRIVEDI	Bharatiya Janata Party	Bakshi Kaa Talab	395864	264762	67%	96482	36%	24%
330	SITARAM	Bharatiya Janata Party	Sadar	324237	189249	58%	68950	36%	21%
331	MUKHTAR ANSHARI	Bahujan Samaj Party	Mau	442270	266015	60%	96793	36%	22%
332	SANJU DEVI	Bharatiya Janata Party	Tanda	305077	205700	67%	74768	36%	25%
333	AMAR SINGH CHAUDHARY	Apna Dal (Soneylal)	Shohratgarh	342655	186719	54%	67653	36%	20%
334	SHARADVIR SINGH	Samajwadi Party	Jalalabad	342343	208332	61%	75326	36%	22%
335	RAJENDRA PRATAP SINGH ALIAS MOTI	Bharatiya Janata Party	Patti	339194	207923	61%	75011	36%	22%
336	AWASTHI BALA PRASAD	Bharatiya Janata Party	DHAURAHRA	321722	221323	69%	79809	36%	25%
337	LAL JI VERMA	Bahujan Samaj Party	Katehari	370154	234407	63%	84358	36%	23%
338	SUBHASH PASSI	Samajwadi Party	Saidpur	356182	213188	60%	76664	36%	22%
339	MAHENDRA SINGH	Bharatiya Janata Party	Biswan	317171	228054	72%	81907	36%	26%
340	HAKIM LAL	Bahujan Samaj Party	Handia	369580	202123	55%	72446	36%	20%
341	AZAD ARI MARDAN	Bahujan Samaj Party	Lalganj	383486	203646	53%	72715	36%	19%

S.No.	Winner	Party for the Winner	Constituency	Total Registered Voters	Total Votes Polled	% of Voters' turnout	Total Votes polled for the Winner	% of Votes Share	% of Representativeness
342	MAMTESH	Bharatiya Janata Party	Patiyali	328107	202823	62%	72414	36%	22%
343	TEJENDRA NIRWAL	Bharatiya Janata Party	Shamli	299856	196347	65%	70085	36%	23%
344	SAVITRI KATHERIA	Bharatiya Janata Party	Bharthana	390089	230140	59%	82005	36%	21%
345	VINAY SHANKAR TIWARI	Bahujan Samaj Party	Chillupar	431450	220317	51%	78177	35%	18%
346	BIPIN SINGH	Bharatiya Janata Party	Gorakhpur Rural	394353	235963	60%	83686	35%	21%
347	SUSHANT KUMAR	Bharatiya Janata Party	Barhapur	338100	222149	66%	78744	35%	23%
348	RAM ACHAL RAJBHAR	Bahujan Samaj Party	Akbarpur	306161	204316	67%	72325	35%	24%
349	SUNITA	Bharatiya Janata Party	Zamania	395078	217230	55%	76823	35%	19%
350	BIRENDRA SINGH RANA	Bharatiya Janata Party	Sikandra Rao	350277	216244	62%	76129	35%	22%
351	RAJEEV KUMAR SINGH URF BABBU BHAIYA	Bharatiya Janata Party	Dataganj	389734	224822	58%	79110	35%	20%
352	DR.SANGRAM YADAV	Samajwadi Party	Atrauliya	359276	211210	59%	74276	35%	21%
353	RAKESH SINGH	Indian National Congress	Harchandpur	303815	185489	61%	65104	35%	21%
354	CHANDRA PRAKASH ALIAS CA CHANDRA PRAKASH SHUKL	Bharatiya Janata Party	Kaptanganj	345727	201124	58%	70527	35%	20%
355	TRIVENI RAM	Suheldev Bhartiya Samaj Party	Jakhanian	399444	240534	60%	84158	35%	21%
356	DEVENDER KUMAR NIM	Bharatiya Janata Party	Rampur Maniharan	297983	218831	73%	76465	35%	26%
357	AAASLAM CHOUDHARY	Bahujan Samaj Party	Dholana	379476	253827	67%	88580	35%	23%
358	DHARAM PAL SINGH	Bharatiya Janata Party	Aonla	298117	181709	61%	63165	35%	21%
359	JAGDISH SONKAR	Samajwadi Party	Machhlishahr S.C.	365147	208344	57%	72368	35%	20%
360	BANDANA SINGH	Bahujan Samaj Party	Sagri	327363	179125	55%	62203	35%	19%
361	SHRIRAM SONKAR	Bharatiya Janata Party	Muhammadaba d- Gohna (SC)	357208	211785	59%	73493	35%	21%
362	SUNEEL VERMA	Bharatiya Janata Party	Laharpur	339731	229555	68%	79467	35%	23%
363	SHEETAL PANDEY	Bharatiya Janata Party	Sahajanwa	356165	209383	59%	72213	34%	20%
364	GARIMA SINGH	Bharatiya Janata Party	Amethi	334587	187717	56%	64226	34%	19%
365	KALPNATH PASWAN	Samajwadi Party	Mehnagar	386952	202135	52%	69037	34%	18%
366	ASHUTOSH	Samajwadi Party	Bhatpar Rani	315706	181465	57%	61862	34%	20%



S.No.	Winner	Party for the Winner	Constituency	Total Registered Voters	Total Votes Polled	% of Voters' turnout	Total Votes polled for the Winner	% of Votes Share	% of Representativeness
367	SUSHMA PATEL	Bahujan Samaj Party	Mungra Badshahpur	354027	204332	58%	69557	34%	20%
368	AVTAR SINGH BHADANA	Bharatiya Janata Party	Meerapur	294158	204405	69%	69035	34%	23%
369	HARGOVIND BHARGAVA	Bahujan Samaj Party	Sidhauri	329188	232737	71%	78506	34%	24%
370	MOHAMMAD ASLAM	Bahujan Samaj Party	Bhinga	357529	225590	63%	76040	34%	21%
371	MAHENDRA PAL SINGH	Bharatiya Janata Party	Pipraich	386459	246015	64%	82739	34%	21%
372	VINOD KUMAR KATIYAR	Bharatiya Janata Party	Bhognipur	333056	212667	64%	71466	34%	21%
373	SHASHANK TRIVEDI	Bharatiya Janata Party	Maholi	351912	241699	69%	80938	33%	23%
374	PARASNATH YADAV	Samajwadi Party	Malhani	345857	207665	60%	69351	33%	20%
375	RAGHVENDRA PRATAP SINGH	Bharatiya Janata Party	Doomariyaganj	394352	201595	51%	67227	33%	17%
376	VIRENDRA KUMAR YADAV	Samajwadi Party	Jangipur	346551	214622	62%	71441	33%	21%
377	RAVINDRA NATH TRIPATHI	Bharatiya Janata Party	Bhadohi	415458	239518	58%	79519	33%	19%
378	SUKHDEV RAJBHAR	Bahujan Samaj Party	Didarganj	341579	187419	55%	62125	33%	18%
379	RAM NARESH RAWAT	Bharatiya Janata Party	Bachhrawan	312746	198147	63%	65324	33%	21%
380	RAM FERAN	Bharatiya Janata Party	Shrawasti	380716	241733	63%	79437	33%	21%
381	HAR IRAM	Apna Dal (Soneylal)	Duddhi	308054	196600	64%	64399	33%	21%
382	IQBAL MEHMOOD	Samajwadi Party	Sambhal	353128	242384	69%	79248	33%	22%
383	KAMLESH SHUKLA	Bharatiya Janata Party	Rampur Karkhana	328341	192377	59%	62886	33%	19%
384	LEENA TIWARI	Apna Dal (Soneylal)	Mariyahu	308120	180043	58%	58804	33%	19%
385	SAHENDER SINGH RAMALA	Rashtriya Lok Dal	Chhaprauli	317978	200152	63%	65124	33%	20%
386	JITENDRA PAL SINGH (BILLU)	Bharatiya Janata Party	Siwalkhas	318698	225365	71%	72842	32%	23%
387	OMKAR SINGH	Samajwadi Party	Sahaswan	398634	240800	60%	77543	32%	19%
388	DIGVIJAY NARAYAN ALIS JAY CHAUBEY	Bharatiya Janata Party	KHALILABAD	427321	224008	52%	72061	32%	17%
389	MOHD MUJTABA SIDDDQUI	Bahujan Samaj Party	Pratapapur	374639	207673	55%	66805	32%	18%
390	AMBRISH SINGH PUSHKAR	Samajwadi Party	Mohanlalaganj	341177	222570	65%	71574	32%	21%
391	DHIRENDRA BAHADUR SINGH	Bharatiya Janata Party	Sareni	351730	204858	58%	65873	32%	19%
392	VIJAY MISHRA	Nirbal Indian Shoshit Hamara Aam Dal	Gyanpur	368117	208900	57%	66448	32%	18%

S.No.	Winner	Party for the Winner	Constituency	Total Registered Voters	Total Votes Polled	% of Voters' turnout	Total Votes polled for the Winner	% of Votes Share	% of Representativeness
393	SHAIENDRA YADAV LALAI	Samajwadi Party	Shahganj	351509	214243	61%	67818	32%	19%
394	RAMESH CHANDRA MISHRA	Bharatiya Janata Party	Badlapur	312911	190590	61%	60237	32%	19%
395	KAILASH NATH SHUKLA	Bharatiya Janata Party	Tulsipur	367415	197479	54%	62296	32%	17%
396	SHYAM SUNDER SHARMA	Bahujan Samaj Party	Mant	316496	210597	67%	65862	31%	21%
397	RAJESH KUMAR SINGH (CHUNNU)	Bharatiya Janata Party	Kanth	355629	253108	71%	76307	30%	21%
398	PRATEEK BHUSHAN SINGH	Bharatiya Janata Party	Gonda	342315	193555	57%	58254	30%	17%
399	MANOJ KUMAR PANDEY	Samajwadi Party	Unchahar	325371	207088	64%	59103	29%	18%
400	AJAY KUMAR LALLU	Indian National Congress	Tamkuhi Raj	378534	215288	57%	61211	28%	16%
401	SHAILESH KUMAR SINGH	Bharatiya Janata Party	Gainsari	349774	196103	56%	55716	28%	16%
402	ABRAR AHMAD	Samajwadi Party	Isauli	339883	191509	56%	51583	27%	15%
403	RAM GOVIND CHAUDHERI	Samajwadi Party	Bansdih	385426	209933	54%	51201	24%	13%

**Table: Vote Share and Representativeness of Winners**



## Margin of Victory of Winners from Uttar Pradesh Assembly Elections

S.No	Constituency	Total Registered Voters	Total Votes Polled	Winner	Party for the winner	Total Votes polled for the Winner	% of vote share of the Winner	Runners up	Party for the Runners up	Total Votes polled for the Runners up	% of the Vote share of the runners up	Margin of Victory (Winner-Runner up)	%of Margin of Victory
1	Sahibabad	865650	425868	SUNIL KUMAR SHARMA	Bharatiya Janata Party	262741	62%	AMARPAL	Indian National Congress	112056	26%	150685	35%
2	Rath	383217	242011	MANISHA ANURAGI	Bharatiya Janata Party	147526	61%	GAYADEEN ANURAGI	Indian National Congress	42883	18%	104643	43%
3	Noida	523865	254408	PANKAJ SINGH	Bharatiya Janata Party	162417	64%	SUNIL CHOUDHARY	Samajwadi Party	58401	23%	104016	41%
4	Kunda	342877	201038	RAGHURAJ PRATAP SINGH	Independent	136597	68%	JANKI SHARAN	Bharatiya Janata Party	32950	16%	103647	52%
5	Mathura	425749	253071	SHRIKANT SHARMA	Bharatiya Janata Party	143361	57%	PRADEEP MATHUR	Indian National Congress	42200	17%	101161	40%
6	Mehroni	415012	307753	MANOHAR LAL	Bharatiya Janata Party	159291	52%	FERAN LAL	Bahujan Samaj Party	59727	19%	99564	32%
7	Maharajpur	409049	236731	SATISH MAHANA	Bharatiya Janata Party	132394	56%	MANOJ KUMAR SHUKLA	Bahujan Samaj Party	40568	17%	91826	39%
8	Muradnagar	419254	253532	AJIT PAL TYAGI	Bharatiya Janata Party	140759	56%	SUDHAN KUMAR	Bahujan Samaj Party	51147	20%	89612	35%
9	Rae Bareli	351324	207329	ADITI SINGH	Indian National Congress	128319	62%	MHD. SHAHBAZ KHAN	Bahujan Samaj Party	39156	19%	89163	43%
10	Agra North	395536	230769	JAGAN PRASAD GARG	Bharatiya Janata Party	135120	59%	ER. GYANENDRA GAUTAM	Bahujan Samaj Party	48800	21%	86320	37%
11	Dadri	441229	265281	TEJPAL SINGH NAGAR	Bharatiya Janata Party	141226	53%	SATVEER SINGH GURJAR	Bahujan Samaj Party	61049	23%	80177	30%

S.No	Constituency	Total Registered Voters	Total Votes Polled	Winner	Party for the winner	Total Votes polled for the Winner	% of vote share of the Winner	Runners up	Party for the Runners up	Total Votes polled for the Runners up	% of the Vote share of the runners up	Margin of Victory (Winner-Runner up)	%of Margin of Victory
12	Lucknow East	422793	228115	ASHUTOSH TANDAN "GOPAL JI"	Bharatiya Janata Party	135167	59%	ANURAG SINGH	Indian National Congress	55937	25%	79230	35%
13	Orai	423939	265142	GAURI SHANKAR	Bharatiya Janata Party	140485	53%	MAHENDRA SINGH	Samajwadi Party	61606	23%	78879	30%
14	Meerut Cantt.	401848	236926	SATYA PRAKASH AGARWAL	Bharatiya Janata Party	132518	56%	SATENDRA SOLANKI	Bahujan Samaj Party	55899	24%	76619	32%
15	Iglas	359639	233621	RAJVEER DILER	Bharatiya Janata Party	128000	55%	RAJENDRA KUMAR	Bahujan Samaj Party	53200	23%	74800	32%
16	Powayan	361653	229205	CHETRAM	Bharatiya Janata Party	126635	55%	SHAKUNTLA DEVI	Samajwadi Party	54218	24%	72417	32%
17	Syana	371739	232430	DEVENDRA	Bharatiya Janata Party	125854	54%	DILNAWAZ KHAN	Bahujan Samaj Party	54224	23%	71630	31%
18	Govindnagar	349180	185258	SATYA DEV PACHAURI	Bharatiya Janata Party	112029	60%	AMBUJ SHIKLA	Indian National Congress	40520	22%	71509	39%
19	Khair	375762	232118	ANOOP	Bharatiya Janata Party	124198	54%	RAKESH KUMAR MAURYA	Bahujan Samaj Party	53477	23%	70721	30%
20	Hathras	384610	238554	HARI SHANKAR MAHOR	Bharatiya Janata Party	133840	56%	BRAJ MOHAN RAHI	Bahujan Samaj Party	63179	26%	70661	30%
21	Ghaziabad	424077	225856	ATUL GARG	Bharatiya Janata Party	124201	55%	SURESH BANSAL	Bahujan Samaj Party	53696	24%	70505	31%
22	PALIA	340784	231799	HARVINDER KUMAR SAHANI	Bharatiya Janata Party	118069	51%	SAIF ALI NAQVI	Indian National Congress	48841	21%	69228	30%
23	Maharajganj	386624	247216	JAIMANGAL	Bharatiya Janata Party	125154	51%	NIRMESH MANGAL	Bahujan Samaj Party	56793	23%	68361	28%

S.No	Constituency	Total Registered Voters	Total Votes Polled	Winner	Party for the winner	Total Votes polled for the Winner	% of vote share of the Winner	Runners up	Party for the Runners up	Total Votes polled for the Runners up	% of the Vote share of the runners up	Margin of Victory (Winner-Runner up)	%of Margin of Victory
24	Lalitpur	453359	317850	RAMRATAN KUSHWAHA	Bharatiya Janata Party	156942	49%	JYOTI SINGH	Samajwadi Party	88687	28%	68255	21%
25	Siswa	366108	239366	PREMSAGAR PATEL	Bharatiya Janata Party	122884	51%	SHIVENDRA SINGH ALIAS SHIVBABU	Samajwadi Party	54698	23%	68186	28%
26	Paniyara	398745	243886	GYANENDRA	Bharatiya Janata Party	119308	49%	GANESH SHANKER PANDEY	Bahujan Samaj Party	51817	21%	67491	28%
27	Modi Nagar	333378	215867	DR. MANJU SHIWACH	Bharatiya Janata Party	108631	50%	WAHAB	Bahujan Samaj Party	42049	19%	66582	31%
28	Debai	333390	209809	DR. ANITA LODHI RAJPUT	Bharatiya Janata Party	111807	53%	HARISH KUMAR	Samajwadi Party	46177	22%	65630	31%
29	Agra Rural	392467	249926	HEMLATA DIWAKAR	Bharatiya Janata Party	129887	52%	KALICHARAN SUMAN	Bahujan Samaj Party	64591	26%	65296	26%
30	Khurja	361762	236970	VIJENDRA SINGH	Bharatiya Janata Party	119493	50%	ARJUN SINGH	Bahujan Samaj Party	55194	23%	64299	27%
31	Chhata	340122	227322	LAXMI NARAYAN	Bharatiya Janata Party	117537	52%	ATUL SINGH	Independent	53699	24%	63838	28%
32	Chhanbey	357230	215798	RAHUL PRAKASH	Apna Dal (Soneylal)	107007	50%	DHANESHWAR	Bahujan Samaj Party	43539	20%	63468	29%
33	Chunar	335558	216603	ANURAG SINGH	Bharatiya Janata Party	105608	49%	JAGTAMBA SINGH PATEL	Samajwadi Party	43380	20%	62228	29%
34	Varanasi Cantt.	412316	227600	SAURABH SRIVASTAVA	Bharatiya Janata Party	132609	58%	ANIL SRIVASTAVA	Indian National Congress	71283	31%	61326	27%
35	Gorakhpur Urban	429226	218831	DR. RADHA MOHAN DAS AGRAWAL	Bharatiya Janata Party	122221	56%	RANA RAHUL SINGH	Indian National Congress	61491	28%	60730	28%
36	Anupshahr	361387	229765	SANJAY	Bharatiya Janata Party	112431	49%	GAJENDRA SINGH	Bahujan Samaj Party	52117	23%	60314	26%
37	Mankapur	318844	179521	RAMAPATI SHASTRI	Bharatiya Janata Party	102862	57%	RAMESH CHANDRA	Bahujan Samaj Party	42701	24%	60161	34%
38	Bithoor	354102	230544	ABHIJEET SINGH SANGA	Bharatiya Janata Party	113289	49%	MUNINDRA SHUKLA	Samajwadi Party	54302	24%	58987	26%

S.No	Constituency	Total Registered Voters	Total Votes Polled	Winner	Party for the winner	Total Votes polled for the Winner	% of vote share of the Winner	Runners up	Party for the Runners up	Total Votes polled for the Runners up	% of the Vote share of the runners up	Margin of Victory (Winner-Runner up)	%of Margin of Victory
39	Mahasi	322816	197137	SURESHWAR SINGH	Bharatiya Janata Party	104654	53%	ALI AKBAR	Indian National Congress	45685	23%	58969	30%
40	Barkhera	303706	211878	KISHAN LAL RAJPOOT	Bharatiya Janata Party	104595	49%	HEMRAJ VERMA	Samajwadi Party	46665	22%	57930	27%
41	Ghorawal	366165	239030	ANIL KUMAR MAURYA	Bharatiya Janata Party	114305	48%	RAMESH CHANDRA DUBEY	Samajwadi Party	56656	24%	57649	24%
42	Rohaniya	379258	233782	SURENDRA NARAYAN SINGH	Bharatiya Janata Party	119885	51%	MAHENDRA SINGH PATEL	Samajwadi Party	62332	27%	57553	25%
43	Mirzapur	385086	225234	RATNAKAR MISHR	Bharatiya Janata Party	109196	48%	KAILASH CHAURASIYA	Samajwadi Party	51784	23%	57412	25%
44	Khaga	323594	184571	KRISHNA PASWAN	Bharatiya Janata Party	94954	51%	OM PRAKASH GIHAR	Indian National Congress	38520	21%	56434	31%
45	Bindki	296986	183971	KARAN SINGH PATEL	Bharatiya Janata Party	97996	53%	RAMESHWAR DAYAL	Samajwadi Party	41618	23%	56378	31%
46	Chharra	360415	229000	RAVENDRA PAL SINGH	Bharatiya Janata Party	110738	48%	THAKUR RAKESH SINGH	Samajwadi Party	54604	24%	56134	25%
47	Tundla	349701	243591	SATYA PAL SINGH BAGHEL	Bharatiya Janata Party	118584	49%	RAKESH BABU	Bahujan Samaj Party	62514	26%	56070	23%
48	Jhansi Nagar	398016	242146	RAVI SHARMA	Bharatiya Janata Party	117873	49%	SITA RAM KUSHWAHA	Bahujan Samaj Party	62095	26%	55778	23%

S.No	Constituency	Total Registered Voters	Total Votes Polled	Winner	Party for the winner	Total Votes polled for the Winner	% of vote share of the Winner	Runners up	Party for the Runners up	Total Votes polled for the Runners up	% of the Vote share of the runners up	Margin of Victory (Winner-Runner up)	%of Margin of Victory
49	Ramkola	346086	197263	RAMANAND BAUDH	Suheldev Bhartiya Samaj Party	102782	52%	PURNMASI DEHATI	Samajwadi Party	47053	24%	55729	28%
50	GOLA GOKRANNATH	365767	250840	ARVIND GIRI	Bharatiya Janata Party	122497	49%	VINAY TIWARI	Samajwadi Party	67480	27%	55017	22%
51	SRI NAGAR	307964	222865	MANJU TYAGI	Bharatiya Janata Party	112941	51%	MEERA BANO	Samajwadi Party	58002	26%	54939	25%
52	Meerganj	324812	210276	DR. D.C. VERMA	Bharatiya Janata Party	108789	52%	SULTAN BEG	Bahujan Samaj Party	54289	26%	54500	26%
53	Shivpur	341280	227886	ANIL RAJBHAR	Bharatiya Janata Party	110453	48%	ANAND MOHAN "GUDDU YADAV"	Samajwadi Party	56194	25%	54259	24%
54	Agra South	348596	217225	YOGENDRA UPADHYAYA	Bharatiya Janata Party	111882	52%	ZULFIQAR AHMAD BHUTTO	Bahujan Samaj Party	57657	27%	54225	25%
55	Mohan	322973	202538	BRIJESH KUMAR	Bharatiya Janata Party	104884	52%	RADHE LAL RAWAT S/O MUNNU	Bahujan Samaj Party	50789	25%	54095	27%
56	Koraon	329333	196227	RAJMANI	Bharatiya Janata Party	100427	51%	RAM KRIPAL	Indian National Congress	46731	24%	53696	27%

S.No	Constituency	Total Registered Voters	Total Votes Polled	Winner	Party for the winner	Total Votes polled for the Winner	% of vote share of the Winner	Runners up	Party for the Runners up	Total Votes polled for the Runners up	% of the Vote share of the runners up	Margin of Victory (Winner-Runner up)	%of Margin of Victory
57	Bhagwantnagar	409687	234335	HRIDAY NARAYAN DIKSHIT	Bharatiya Janata Party	103698	44%	SHASHANK SHEKHAR SINGH	Bahujan Samaj Party	50332	21%	53366	23%
58	Suar	295945	205962	MOHAMMAD ABDULLAH AZAM KHAN	Samajwadi Party	106443	52%	LAXMI SAINI	Bharatiya Janata Party	53347	26%	53096	26%
59	Hata	352915	208257	PAWAN KUMAR	Bharatiya Janata Party	103864	50%	RADHESHYAM SINGH	Samajwadi Party	50788	24%	53076	25%
60	Jaswantnagar	366434	233057	SHIVPAL SINGH YADAV	Samajwadi Party	126834	54%	MANISH YADAV PATRE	Bharatiya Janata Party	74218	32%	52616	23%
61	Fatehpur Sikri	338271	229371	CHAU. UDAYBHAN SINGH	Bharatiya Janata Party	108586	47%	SURAJPAL SINGH	Bahujan Samaj Party	56249	25%	52337	23%
62	Kasganj	345711	220120	DEVENDRA SINGH RAJPUT	Bharatiya Janata Party	101908	46%	HASRAT ULLAH SHERVANI	Samajwadi Party	49878	23%	52030	24%
63	Ayah Shah	260518	150934	VIKAS GUPTA	Bharatiya Janata Party	81203	54%	AYODHYA PRASAD	Samajwadi Party	29238	19%	51965	34%
64	Kalpi	377556	229331	KU. NARENDRA PAL SINGH	Bharatiya Janata Party	105988	46%	CHHOTE SINGH	Bahujan Samaj Party	54504	24%	51484	22%
65	Atrauli	382530	232591	SANDEEP KUMAR SINGH	Bharatiya Janata Party	115397	50%	VIRESH YADAV	Samajwadi Party	64430	28%	50967	22%

S.No	Constituency	Total Registered Voters	Total Votes Polled	Winner	Party for the winner	Total Votes polled for the Winner	% of vote share of the Winner	Runners up	Party for the Runners up	Total Votes polled for the Runners up	% of the Vote share of the runners up	Margin of Victory (Winner-Runner up)	%of Margin of Victory
66	Koil	363057	228587	ANIL PARASHAR	Bharatiya Janata Party	93814	41%	SHAZ ISHAQ URF AJJU ISHAQ	Samajwadi Party	42851	19%	50963	22%
67	Dariyabad	387493	254570	SATISH CHANDRA SHARMA	Bharatiya Janata Party	119173	47%	RAJEEV KUMAR SINGH	Samajwadi Party	68487	27%	50686	20%
68	Ayodhya	351003	217488	VED PRAKASH GUPTA	Bharatiya Janata Party	107014	49%	TEJ NARAYAN PANDEY ALIAS PAWAN PANDEY	Samajwadi Party	56574	26%	50440	23%
69	Shikarpur	310888	202785	ANIL KUMAR	Bharatiya Janata Party	101912	50%	MUKUL UPADHYAY	Bahujan Samaj Party	51667	25%	50245	25%
70	Sevapuri	318423	206507	NEEL RATAN SINGH PATEL "NEELU"	Apna Dal (Soneylal)	103423	50%	SURENDRA SINGH PATEL	Samajwadi Party	54241	26%	49182	24%
71	Hamirpur	397024	252606	ASHOK KUMAR SINGH CHANDEL	Bharatiya Janata Party	110888	44%	DR. MANOJ KUMAR PRAJAPATI	Samajwadi Party	62233	25%	48655	19%
72	Kushinagar	354951	203549	RAJNIKANT MANI TRIPATHI	Bharatiya Janata Party	97132	48%	RAJESH PRATAP RAV ALIAS BANTI BHAIYA	Bahujan Samaj Party	49029	24%	48103	24%

S.No	Constituency	Total Registered Voters	Total Votes Polled	Winner	Party for the winner	Total Votes polled for the Winner	% of vote share of the Winner	Runners up	Party for the Runners up	Total Votes polled for the Runners up	% of the Vote share of the runners up	Margin of Victory (Winner-Runner up)	%of Margin of Victory
73	Jahanabad	296282	181500	JAI KUMAR SINGH JAIKI	Apna Dal (Soneylal)	81438	45%	MADANGOPAL VERMA	Samajwadi Party	33832	19%	47606	26%
74	Etmadpur	417210	284202	RAM PRATAP SINGH	Bharatiya Janata Party	137381	48%	DR. DHARMPAL SINGH	Bahujan Samaj Party	90126	32%	47255	17%
75	Rampur	381860	215073	MOHAMMAD AZAM KHAN	Samajwadi Party	102100	47%	SHIV BAHADUR SAXENA	Bharatiya Janata Party	55258	26%	46842	22%
76	BALHA (S.C.)	349485	202367	AKSHAYVARALAL	Bharatiya Janata Party	104135	51%	KIRAN BHARTI	Bahujan Samaj Party	57519	28%	46616	23%
77	Marihan	344921	238300	RAMA SHANKAR SINGH	Bharatiya Janata Party	106517	45%	LALITESH PATI TRIPATHI	Indian National Congress	59919	25%	46598	20%
78	Agra Cantt.	427523	252816	DR. GIRRAJ SINGH DHARMESH	Bharatiya Janata Party	113178	45%	GUTIYARI LAL DUWESH	Bahujan Samaj Party	66853	26%	46325	18%
79	Deoria	324208	183289	JANMEJAI SINGH	Bharatiya Janata Party	88030	48%	J.P. JAISWAL	Samajwadi Party	41794	23%	46236	25%
80	NIGHASAN	327486	222147	PATEL RAMKUMAR VERMA	Bharatiya Janata Party	107487	48%	KRISHNA GOPAL PATEL	Samajwadi Party	61364	28%	46123	21%
81	Unnao	382547	231457	PANKAJ GUPTA	Bharatiya Janata Party	119669	52%	MANISHA DEEPAK	Samajwadi Party	73597	32%	46072	20%
82	Madhaugarh	431290	252621	MOOLCHANDRA SINGH	Bharatiya Janata Party	108737	43%	GIRISH KUMAR	Bahujan Samaj Party	62752	25%	45985	18%



S.No	Constituency	Total Registered Voters	Total Votes Polled	Winner	Party for the winner	Total Votes polled for the Winner	% of vote share of the Winner	Runners up	Party for the Runners up	Total Votes polled for the Runners up	% of the Vote share of the runners up	Margin of Victory (Winner-Runner up)	%of Margin of Victory
83	Chauri-Chaura	339854	193724	SANGEETA YADAV	Bharatiya Janata Party	87863	45%	MANUROJAN YADAV	Samajwadi Party	42203	22%	45660	24%
84	Varanasi North	384603	227695	RAVINDRA JAISWAL	Bharatiya Janata Party	116017	51%	ABDUL SAMAD ANSARI	Indian National Congress	70515	31%	45502	20%
85	Chandausi	363471	224074	GULAB DEVI	Bharatiya Janata Party	104806	47%	KM. VIMLESH KUMARI	Indian National Congress	59337	26%	45469	20%
86	Farrukhabad	355345	207982	MEJOR SUNIL DUTT DWIVEDI	Bharatiya Janata Party	93626	45%	MOHD. UMAR KHAN	Bahujan Samaj Party	48199	23%	45427	22%
87	Ghatampur	308927	191219	KAMAL RANI	Bharatiya Janata Party	92776	49%	SAROJ KUREEL	Bahujan Samaj Party	47598	25%	45178	24%
88	Naraini	335788	204001	RAJ KARAN KABIR	Bharatiya Janata Party	92412	45%	BHARAT LAL DIWAKAR	Indian National Congress	47405	23%	45007	22%
89	Hargaon	310182	221261	SURESH RAHI	Bharatiya Janata Party	101680	46%	RAMHET BHARTI	Bahujan Samaj Party	56685	26%	44995	20%
90	Manikpur	325694	194557	R.K. SINGH PATEL	Bharatiya Janata Party	84988	44%	SAMPAT PAL	Indian National Congress	40524	21%	44464	23%
91	Obra	308003	162843	SANJIV KUMAR	Bharatiya Janata Party	78058	48%	RAVI GOND	Samajwadi Party	33789	21%	44269	27%

S.No	Constituency	Total Registered Voters	Total Votes Polled	Winner	Party for the winner	Total Votes polled for the Winner	% of vote share of the Winner	Runners up	Party for the Runners up	Total Votes polled for the Runners up	% of the Vote share of the runners up	Margin of Victory (Winner-Runner up)	%of Margin of Victory
92	Tiloi	339401	195746	MAYANKESHWAR SHARAN SINGH	Bharatiya Janata Party	96119	49%	MOHD. SAOOD	Bahujan Samaj Party	52072	27%	44047	23%
93	Charkhari	322422	213705	BRIJBHUSHAN RAJPOOT ALIAS GUDDU BHAIYA	Bharatiya Janata Party	98360	46%	URMILA DEVI	Samajwadi Party	54346	25%	44014	21%
94	Sevata	296486	214086	GYAN TIWARI	Bharatiya Janata Party	94697	44%	ENGINEER MOHAMMAD NASIM	Bahujan Samaj Party	51038	24%	43659	20%
95	Pilibhit	368537	251819	SANJAY SINGH GANGWAR	Bharatiya Janata Party	136486	54%	RIAZ AHMAD	Samajwadi Party	93130	37%	43356	17%
96	Pathardeva	317739	191614	SURYA PRATAP SHAHI	Bharatiya Janata Party	99812	52%	SHAKIR ALI	Samajwadi Party	56815	30%	42997	22%
97	MENHDAWAL	438464	224820	RAKESH SINGH BAGHEL	Bharatiya Janata Party	86976	39%	ANIL KUMAR TRIPATHI	Bahujan Samaj Party	44062	20%	42914	19%
98	Baheri	344388	247785	CHHATRA PAL SINGH	Bharatiya Janata Party	108846	44%	NASEEM AHMAD	Bahujan Samaj Party	66009	27%	42837	17%
99	Loni	456713	274555	NANDKISHOR	Bharatiya Janata Party	113088	41%	ZAKIR ALI	Bahujan Samaj Party	70275	26%	42813	16%

S.No	Constituency	Total Registered Voters	Total Votes Polled	Winner	Party for the winner	Total Votes polled for the Winner	% of vote share of the Winner	Runners up	Party for the Runners up	Total Votes polled for the Runners up	% of the Vote share of the runners up	Margin of Victory (Winner-Runner up)	%of Margin of Victory
100	Basti Sadar	347784	206622	DAYARAM CHAUDHARY	Bharatiya Janata Party	92697	45%	MAHENDRA NATH YADAV	Samajwadi Party	50103	24%	42594	21%
101	Fazilnagar	382962	214409	GANGA	Bharatiya Janata Party	102778	48%	VISHWNATH	Samajwadi Party	60856	28%	41922	20%
102	Amanpur	292812	183778	DEVENDRA PRATAP	Bharatiya Janata Party	85199	46%	VIRENDRA SINGH SOLANKI	Samajwadi Party	43395	24%	41804	23%
103	Firozabad	379178	232278	MANISH ASIJA	Bharatiya Janata Party	102654	44%	AZIM BHAI	Samajwadi Party	60927	26%	41727	18%
104	Payagpur	363024	206193	SUBHASH TRIPATHI	Bharatiya Janata Party	102254	50%	MUKESH SRIVASTAVA ALIAS GYANENDERA PRATAP	Samajwadi Party	60713	29%	41541	20%
105	Majhawan	376709	240169	SHUCHISMITA MAURYA	Bharatiya Janata Party	107839	45%	RAMESH CHAND BIND	Bahujan Samaj Party	66680	28%	41159	17%
106	Bisalpur	348282	222924	AGYASH RAM SARAN VERMA	Bharatiya Janata Party	103498	46%	ANIS AHMAD KHAN ALIAS PHOOLBABU	Indian National Congress	62502	28%	40996	18%
107	Padrauna	348913	210742	SWAMI PRASAD MAURYA	Bharatiya Janata Party	93649	44%	JAVED IQBAL	Bahujan Samaj Party	53097	25%	40552	19%

S.No	Constituency	Total Registered Voters	Total Votes Polled	Winner	Party for the winner	Total Votes polled for the Winner	% of vote share of the Winner	Runners up	Party for the Runners up	Total Votes polled for the Runners up	% of the Vote share of the runners up	Margin of Victory (Winner-Runner up)	%of Margin of Victory
108	Robertsganj	325191	203438	BHUPESH CHAUBEY	Bharatiya Janata Party	89932	44%	AVINASH KUSHVAHA	Samajwadi Party	49394	24%	40538	20%
109	Amritpur	298668	174640	SUSHIL KUMAR SHAKYA	Bharatiya Janata Party	93502	54%	NARENDRA SINGH YADAV	Samajwadi Party	52995	30%	40507	23%
110	Chail	365347	203355	SANJAY KUMAR	Bharatiya Janata Party	85713	42%	TALAT AZIM	Indian National Congress	45597	22%	40116	20%
111	Ballia Nagar	358157	185942	ANAND	Bharatiya Janata Party	92889	50%	LAXMAN	Samajwadi Party	52878	28%	40011	22%
112	Puranpur	369532	246819	BABU RAM PASWAN	Bharatiya Janata Party	128493	52%	PEETAM RAM	Samajwadi Party	89251	36%	39242	16%
113	Nawabganj	315060	215339	KESAR SINGH	Bharatiya Janata Party	93711	44%	BHAGWAT SARAN GANGWAR	Samajwadi Party	54569	25%	39142	18%
114	Barauli	356744	235107	SHRI DALVEER SINGH	Bharatiya Janata Party	125545	53%	THAKUR JAIVIR SINGH	Bahujan Samaj Party	86782	37%	38763	16%
115	Khadda	311729	195328	JATASHANKER TRIPATHI	Bharatiya Janata Party	82537	42%	VIJAY PRATAP KUSHWAHA	Bahujan Samaj Party	44040	23%	38497	20%
116	Tarabganj	354551	203268	PREM NARAYAN PANDEY	Bharatiya Janata Party	100294	49%	VINOD KUMAR ALIS PANDIT SINGH	Samajwadi Party	61852	30%	38442	19%

S.No	Constituency	Total Registered Voters	Total Votes Polled	Winner	Party for the winner	Total Votes polled for the Winner	% of vote share of the Winner	Runners up	Party for the Runners up	Total Votes polled for the Runners up	% of the Vote share of the runners up	Margin of Victory (Winner-Runner up)	%of Margin of Victory
117	Karhal	355392	210268	SOBARAN SINGH YADAV	Samajwadi Party	104221	50%	RAMA SHAKYA	Bharatiya Janata Party	65816	31%	38405	18%
118	Dhanaura	321055	225180	RAJEEV KUMAR	Bharatiya Janata Party	102943	46%	JAGRAM SINGH	Samajwadi Party	64714	29%	38229	17%
119	Kapilvastu	430659	235129	SHYAM DHANI	Bharatiya Janata Party	114082	49%	VIJAY KUMAR	Samajwadi Party	75928	32%	38154	16%
120	Sikandra	321243	193753	MATHURA PRASAD PAL	Bharatiya Janata Party	87879	45%	MAHENDRA KATIYAR (BABLU)	Bahujan Samaj Party	49776	26%	38103	20%
121	Gangoh	357454	257378	PRADEEP KUMAR	Bharatiya Janata Party	99446	39%	NAUMAN MASOOD	Indian National Congress	61418	24%	38028	15%
122	LAKHIMPUR	393426	255622	YOGESH VERMA	Bharatiya Janata Party	122677	48%	UTKARSH VERMA MADHUR	Samajwadi Party	84929	33%	37748	15%
123	Tindwari	309634	184823	BRAJESH KUMAR PRAJAPATI	Bharatiya Janata Party	82197	44%	JAGDISH PRASAD PRAJAPATI	Bahujan Samaj Party	44790	24%	37407	20%
124	Chhibramau	422147	268754	ARCHANA PANDEY	Bharatiya Janata Party	112209	42%	TAHIR HUSSAIN SIDDIQUI	Bahujan Samaj Party	74985	28%	37224	14%
125	Babaganj	305086	167975	VINOD KUMAR	Independent	87778	52%	PAWAN KUMAR	Bharatiya Janata Party	50618	30%	37160	22%
126	Pindra	342536	204375	AVADHESH SINGH	Bharatiya Janata Party	90614	44%	BABULAL	Bahujan Samaj Party	53765	26%	36849	18%

S.No	Constituency	Total Registered Voters	Total Votes Polled	Winner	Party for the winner	Total Votes polled for the Winner	% of vote share of the Winner	Runners up	Party for the Runners up	Total Votes polled for the Runners up	% of the Vote share of the runners up	Margin of Victory (Winner-Runner up)	%of Margin of Victory
127	Kaimganj	381567	233683	AMAR SINGH	Bharatiya Janata Party	116304	50%	DR. SURABHI	Samajwadi Party	79779	34%	36525	16%
128	Mehnaun	356065	206971	VINAY KUMAR	Bharatiya Janata Party	84304	41%	ARSHAD ALI KHAN	Bahujan Samaj Party	47926	23%	36378	18%
129	Hastinapur	326707	221371	DINESH KHATIK	Bharatiya Janata Party	99436	45%	YOGESH VERMA	Bahujan Samaj Party	63374	29%	36062	16%
130	Chandpur	312817	218484	KAMLESH SAINI	Bharatiya Janata Party	92345	42%	MOHAMMAD IQBAL	Bahujan Samaj Party	56696	26%	35649	16%
131	Meerut South	428854	270796	DR. SOMENDRA TOMAR	Bharatiya Janata Party	113225	42%	HAJI MOHAMMAD YAQUB	Bahujan Samaj Party	77830	29%	35395	13%
132	Garhmukteshwar	329503	221755	KAMAL SINGH MALIK	Bharatiya Janata Party	91086	41%	PRASHANT CHAUDHARY	Bahujan Samaj Party	55792	25%	35294	16%
133	Allahabad North	413478	173242	HARSHVARDHAN BAJPAI	Bharatiya Janata Party	89191	51%	ANUGRAH NARAIN SINGH	Indian National Congress	54166	31%	35025	20%
134	Bhojpur	307153	187708	NAGENDRA SINGH RATHORE	Bharatiya Janata Party	93673	50%	ARSHAD JAMAL SIDDIQUI	Samajwadi Party	58796	31%	34877	19%
135	Pratapgarh	330831	185179	SANGAM LAL GUPTA	Apna Dal (Soneylal)	80828	44%	NAGENDRA SINGH "MUNNA YADAV"	Samajwadi Party	46274	25%	34554	19%

S.No	Constituency	Total Registered Voters	Total Votes Polled	Winner	Party for the winner	Total Votes polled for the Winner	% of vote share of the Winner	Runners up	Party for the Runners up	Total Votes polled for the Runners up	% of the Vote share of the runners up	Margin of Victory (Winner-Runner up)	%of Margin of Victory
136	Chamraua	299129	194285	NASEER AHMAD KHAN	Samajwadi Party	87400	45%	ALI YUSUF ALI	Bahujan Samaj Party	53024	27%	34376	18%
137	Fatehabad	297527	209793	JITENDRA VERMA	Bharatiya Janata Party	101960	49%	RAJENDRA SINGH	Samajwadi Party	67596	32%	34364	16%
138	Sarojini Nagar	498573	290847	SWATI SINGH	Bharatiya Janata Party	108506	37%	ANURAG ALIAS ANURAG YADAV	Samajwadi Party	74327	26%	34179	12%
139	Bara	320594	189974	DR. AJAI KUMAR	Bharatiya Janata Party	79209	42%	AJAY	Samajwadi Party	45156	24%	34053	18%
140	KIDWAI NAGAR	354693	205134	MAHESH CHANDRA	Bharatiya Janata Party	111407	54%	AJAY KAPOOR	Indian National Congress	77424	38%	33983	17%
141	MOHAMMDI	315230	219146	LOKENDRA PRATAP SINGH	Bharatiya Janata Party	93000	42%	SANJAY SHARMA	Indian National Congress	59082	27%	33918	15%
142	Rasara	335654	193151	UMA SHANKER SINGH	Bahujan Samaj Party	92272	48%	RAM IQBALL SINGH	Bharatiya Janata Party	58385	30%	33887	18%
143	LUCKNOW CANTT.	368311	187433	DR. REETA JOSHI	Bharatiya Janata Party	95402	51%	APARNA YADAV	Samajwadi Party	61606	33%	33796	18%
144	Haidergarh	331504	214170	BAIJNATH RAWAT	Bharatiya Janata Party	97497	46%	RAM MAGAN	Samajwadi Party	63977	30%	33520	16%

S.No	Constituency	Total Registered Voters	Total Votes Polled	Winner	Party for the winner	Total Votes polled for the Winner	% of vote share of the Winner	Runners up	Party for the Runners up	Total Votes polled for the Runners up	% of the Vote share of the runners up	Margin of Victory (Winner-Runner up)	%of Margin of Victory
145	Marhara	296197	191339	VIRENDRA	Bharatiya Janata Party	92507	48%	AMIT GAURAV	Samajwadi Party	59075	31%	33432	17%
146	Rasulabad	311334	189385	NIRMALA SANKHWAR	Bharatiya Janata Party	88390	47%	ARUN KUMARI KORI	Samajwadi Party	54996	29%	33394	18%
147	Goverdhan	311396	207072	KARINDA SINGH	Bharatiya Janata Party	93538	45%	RAJ KUMAR RAWAT	Bahujan Samaj Party	60529	29%	33009	16%
148	Caimpiyarganj	364225	216710	FATEH BAHADUR	Bharatiya Janata Party	91636	42%	CHINTA YADAV	Indian National Congress	58782	27%	32854	15%
149	Banda	304204	182334	PRAKASH DWIVEDI	Bharatiya Janata Party	83169	46%	MADHUSUDAN KUSHWAHA	Bahujan Samaj Party	50341	28%	32828	18%
150	Mohammadabad	394670	230144	ALKA RAI	Bharatiya Janata Party	122156	53%	SIBGATULLA ANSARI	Bahujan Samaj Party	89429	39%	32727	14%
151	Ghazipur	338760	213558	SANGEETA	Bharatiya Janata Party	92090	43%	RAJESH KUSHWAHA	Samajwadi Party	59483	28%	32607	15%
152	Sultanpur	360898	204858	SURYA BHAN SINGH	Bharatiya Janata Party	86786	42%	MUJEEB AHMAD	Bahujan Samaj Party	54393	27%	32393	16%



S.No	Constituency	Total Registered Voters	Total Votes Polled	Winner	Party for the winner	Total Votes polled for the Winner	% of vote share of the Winner	Runners up	Party for the Runners up	Total Votes polled for the Runners up	% of the Vote share of the runners up	Margin of Victory (Winner-Runner up)	%of Margin of Victory
153	Nautanwa	349621	214927	AMAN MANI TRIPATHI	Independent	79666	37%	KUNWAR KAUSHAL KISHORE SINGH (MUNNA SINGH)	Samajwadi Party	47410	22%	32256	15%
154	Kheragarh	309776	198781	MAHESH KUMAR GOYAL	Bharatiya Janata Party	93510	47%	BHAGWAN SINGH KUSHWAHA	Bahujan Samaj Party	61511	31%	31999	16%
155	Auraiya	319346	184820	RAMESH CHANDRA	Bharatiya Janata Party	83580	45%	BHIMRAO AMBEDKAR	Bahujan Samaj Party	51718	28%	31862	17%
156	Fatehpur	332514	195168	VIKRAM SINGH	Bharatiya Janata Party	89481	46%	CHANDRA PRAKASH LODHI	Samajwadi Party	57983	30%	31498	16%
157	Mahoba	298835	197273	RAKESH KUMAR GOSWAMI	Bharatiya Janata Party	88291	45%	SIDDH GOPAL SAHU	Samajwadi Party	56904	29%	31387	16%
158	Gopamau	330381	203032	SHYAM PRAKASH	Bharatiya Janata Party	87871	43%	RAJESHWARI	Samajwadi Party	56493	28%	31378	15%
159	Khatauli	298738	213096	VIKRAM SINGH	Bharatiya Janata Party	94771	44%	CHANDAN SINGH CHAUHAN	Samajwadi Party	63397	30%	31374	15%
160	Baghpat	301360	198613	YOGESH DHAMA	Bharatiya Janata Party	92566	47%	AHMED HAMEED	Bahujan Samaj Party	61206	31%	31360	16%

S.No	Constituency	Total Registered Voters	Total Votes Polled	Winner	Party for the winner	Total Votes polled for the Winner	% of vote share of the Winner	Runners up	Party for the Runners up	Total Votes polled for the Runners up	% of the Vote share of the runners up	Margin of Victory (Winner-Runner up)	%of Margin of Victory
161	Rudauli	336229	210239	RAM CHANDRA YADAV	Bharatiya Janata Party	90311	43%	ABBAS ALI ZAIDI URF RUSHDI MIYAN	Samajwadi Party	59052	28%	31259	15%
162	Bilhaur	377575	240684	BHAGWATI PRASAD SAGAR	Bharatiya Janata Party	102326	43%	KAMLESH CHANDRA DIWAKAR	Bahujan Samaj Party	71160	30%	31166	13%
163	Katra Bazar	362165	221535	BAWAN SINGH	Bharatiya Janata Party	92095	42%	BAIJ NATH	Samajwadi Party	61284	28%	30811	14%
164	Harraiya	368897	214632	AJAY KUMAR SINGH "AJAY SINGH"	Bharatiya Janata Party	97014	45%	RAJKISHOR SINGH	Samajwadi Party	66908	31%	30106	14%
165	Gaura	311835	173380	PRABHAT KUMAR VERMA	Bharatiya Janata Party	72455	42%	RAM PRATAP SINGH	Samajwadi Party	42600	25%	29855	17%
166	Shamli	299856	196347	TEJENDRA NIRWAL	Bharatiya Janata Party	70085	36%	PANKAJ KUMAR MALIK	Indian National Congress	40365	21%	29720	15%
167	Barabanki	368026	245295	DHARMRAJ SINGH YADAV URF SURESH YADAV	Samajwadi Party	99453	41%	SURENDRA SINGH	Bahujan Samaj Party	69748	28%	29705	12%
168	Madhuban	377976	214219	DARA SINGH CHAUHAN	Bharatiya Janata Party	86238	40%	AMRESH CHAND	Indian National Congress	56823	27%	29415	14%

S.No	Constituency	Total Registered Voters	Total Votes Polled	Winner	Party for the winner	Total Votes polled for the Winner	% of vote share of the Winner	Runners up	Party for the Runners up	Total Votes polled for the Runners up	% of the Vote share of the runners up	Margin of Victory (Winner-Runner up)	%of Margin of Victory
169	Deoband	327564	234306	BRIJESH	Bharatiya Janata Party	102244	44%	MAJID ALI	Bahujan Samaj Party	72844	31%	29400	13%
170	Zaidpur	366659	256287	UPENDRA SINGH	Bharatiya Janata Party	111064	43%	TANUJ PUNIA	Indian National Congress	81883	32%	29181	11%
171	Utraula	411396	198526	RAM PRATAP ALIAS SHASHIKANT VERMA	Bharatiya Janata Party	85240	43%	ARIF ANWAR HASHMI	Samajwadi Party	56066	28%	29174	15%
172	Moradabad Rural	356446	221367	RITESH KUMAR GUPTA	Bharatiya Janata Party	97916	44%	MOHAMMAD YUSUF ANSARI	Samajwadi Party	69135	31%	28781	13%
173	Meerut	302214	195516	RAFIQ ANSARI	Samajwadi Party	103217	53%	DR. LAXMIKANT BAJPAI	Bharatiya Janata Party	74448	38%	28769	15%
174	Akbarpur - Raniya	308135	203207	PRATIBHA SHUKLA	Bharatiya Janata Party	87430	43%	NEERAJ SINGH	Samajwadi Party	58701	29%	28729	14%
175	Kursi	374654	262731	SAKENDRA PRATAP VERMA	Bharatiya Janata Party	108403	41%	FAREED MAHFOOZ KIDWAI	Samajwadi Party	79724	30%	28679	11%
176	Bareilly	416259	223873	DR. ARUN KUMAR	Bharatiya Janata Party	115010	51%	PREM PRAKASH AGARWAL	Indian National Congress	86343	39%	28667	13%
177	Sikandrabad	375293	251950	BIMLA SINGH SOLANKI	Bharatiya Janata Party	104956	42%	MOHAMMAD IMRAN	Bahujan Samaj Party	76333	30%	28623	11%

S.No	Constituency	Total Registered Voters	Total Votes Polled	Winner	Party for the winner	Total Votes polled for the Winner	% of vote share of the Winner	Runners up	Party for the Runners up	Total Votes polled for the Runners up	% of the Vote share of the runners up	Margin of Victory (Winner-Runner up)	%of Margin of Victory
178	Allahabad South	392097	177063	NAND GOPAL GUPTA NANDI	Bharatiya Janata Party	93011	53%	PARVEZ AHMAD	Samajwadi Party	64424	36%	28587	16%
179	Colonelganj	314862	182468	AJAY PRATAP SINGH	Bharatiya Janata Party	82867	45%	YOGESH PRATAP SINGH	Samajwadi Party	54462	30%	28405	16%
180	Bangermau	337893	202064	KULDEEP SINGH SENGAR	Bharatiya Janata Party	87657	43%	BADALOO KHAN	Samajwadi Party	59330	29%	28327	14%
181	Milkipur	341888	199866	GORAKH NATH	Bharatiya Janata Party	86960	44%	AWADHESH PRASAD	Samajwadi Party	58684	29%	28276	14%
182	Hasanpur	342743	254919	MAHENDRA SINGH KHARGVANSHI	Bharatiya Janata Party	111269	44%	KAMAL AKHTAR	Samajwadi Party	83499	33%	27770	11%
183	Bhojipura	347294	238631	BAHORAN LAL MAURYA	Bharatiya Janata Party	100381	42%	SHAZIL ISLAM ANSARI	Samajwadi Party	72617	30%	27764	12%
184	Kaiserganj	371265	209536	MUKUT BIHARI	Bharatiya Janata Party	85212	41%	KHALID KHAN	Bahujan Samaj Party	57849	28%	27363	13%
185	Bijnor	363181	245771	SUCHI	Bharatiya Janata Party	105548	43%	RUCHI VIRA	Samajwadi Party	78267	32%	27281	11%
186	Lucknow North	403296	226447	DR.NEERAJ BORA	Bharatiya Janata Party	109315	48%	ABHISHEK MISHR	Samajwadi Party	82039	36%	27276	12%

S.No	Constituency	Total Registered Voters	Total Votes Polled	Winner	Party for the winner	Total Votes polled for the Winner	% of vote share of the Winner	Runners up	Party for the Runners up	Total Votes polled for the Runners up	% of the Vote share of the runners up	Margin of Victory (Winner-Runner up)	%of Margin of Victory
187	Safipur	327844	197225	BAMBA LAL	Bharatiya Janata Party	84068	43%	RAM BARAN	Bahujan Samaj Party	56832	29%	27236	14%
188	Bilsi	334037	196030	PT. RADHA KRISHAN SHARMA	Bharatiya Janata Party	82070	42%	MUSARRAT ALI BITTAN	Bahujan Samaj Party	55091	28%	26979	14%
189	Sawaijpur	384720	231842	KUNVAR MADHVENDRA PRATAP	Bharatiya Janata Party	92601	40%	PADAMRAG SINGH YADAV	Samajwadi Party	65631	28%	26970	12%
190	Chitrakoot	356631	221199	CHANDRIKA PRASAD UPADHYAY	Bharatiya Janata Party	90366	41%	VEER SINGH	Samajwadi Party	63430	29%	26936	12%
191	Rudrapur	293183	164353	JAI PRAKASH NISHAD	Bharatiya Janata Party	77754	47%	AKHILESH PRATAP SINGH	Indian National Congress	50965	31%	26789	16%
192	Bikapur	361302	222916	SHOBHA SINGH CHAUHAN	Bharatiya Janata Party	94074	42%	ANAND SEN	Samajwadi Party	67422	30%	26652	12%
193	Phulpur	380837	223933	PRAVEEN KUMAR SINGH	Bharatiya Janata Party	93912	42%	MANSOOR ALAM	Samajwadi Party	67299	30%	26613	12%
194	Sadabad	345400	226583	RAMVEER UPADHYAY	Bahujan Samaj Party	91385	40%	DR ANIL CHAUDHARY	Rashtriya Lok Dal	64775	29%	26610	12%
195	Kadipur	358264	210538	RAJESH GAUTAM	Bharatiya Janata Party	87353	41%	BHAGELURAM	Bahujan Samaj Party	60749	29%	26604	13%

S.No	Constituency	Total Registered Voters	Total Votes Polled	Winner	Party for the winner	Total Votes polled for the Winner	% of vote share of the Winner	Runners up	Party for the Runners up	Total Votes polled for the Runners up	% of the Vote share of the runners up	Margin of Victory (Winner-Runner up)	%of Margin of Victory
196	Baraut	288052	185178	KRISHANPAL MALIK URF KRISHANPAL MALIK	Bharatiya Janata Party	79427	43%	SAHAB SINGH	Rashtriya Lok Dal	52941	29%	26486	14%
197	Purwa	390082	244933	ANIL SINGH	Bahujan Samaj Party	97567	40%	UTTAM CHANDRA URF RAKESH LODHI	Bharatiya Janata Party	71084	29%	26483	11%
198	Gauriganj	335745	201048	RAKESH PRATAP SINGH	Samajwadi Party	77915	39%	MOHAMMAD NAYEEM	Indian National Congress	51496	26%	26419	13%
199	Azamgarh	375021	213948	DURGA PRASAD	Samajwadi Party	88087	41%	AKHILESH	Bharatiya Janata Party	61825	29%	26262	12%
200	Sirathu	350716	196186	SHEETLA PRASAD	Bharatiya Janata Party	78621	40%	VACHASPATI	Samajwadi Party	52418	27%	26203	13%
201	Phaphamau	356296	205266	VIKRAMAJEET	Bharatiya Janata Party	83239	41%	ANSAR AHAMAD	Samajwadi Party	57254	28%	25985	13%
202	Mahadewa S.C	341194	199317	RAVI KUMAR SONKAR	Bharatiya Janata Party	82429	41%	DOODHRAM	Bahujan Samaj Party	56545	28%	25884	13%
203	Dataganj	389734	224822	RAJEEV KUMAR SINGH URF BABBU BHAIYA	Bharatiya Janata Party	79110	35%	SINOD KUMAR SHAKYA (DEEPU BHAIYA)	Bahujan Samaj Party	53351	24%	25759	11%

S.No	Constituency	Total Registered Voters	Total Votes Polled	Winner	Party for the winner	Total Votes polled for the Winner	% of vote share of the Winner	Runners up	Party for the Runners up	Total Votes polled for the Runners up	% of the Vote share of the runners up	Margin of Victory (Winner-Runner up)	%of Margin of Victory
204	Salempur	309091	162421	KALI PRASAD	Bharatiya Janata Party	76175	47%	VIJAY LAXMI GAUTAM	Samajwadi Party	50521	31%	25654	16%
205	Behat	336576	252559	NARESH SAINI	Indian National Congress	97035	38%	MAHAVEER SINGH RANA	Bharatiya Janata Party	71449	28%	25586	10%
206	Allahabad West	418849	198692	SIDHARTH NATH SINGH	Bharatiya Janata Party	85518	43%	RICHA SINGH	Samajwadi Party	60182	30%	25336	13%
207	Zafrabad	368210	206451	DR HARENDRA PRASAD SINGH	Bharatiya Janata Party	85989	42%	SHACHINDRA NATH TRIPATHI	Samajwadi Party	61124	30%	24865	12%
208	Balrampur	410725	193307	PALTURAM	Bharatiya Janata Party	89401	46%	SHIVLAL	Indian National Congress	64541	33%	24860	13%
209	Sitapur	378839	234198	RAKESH RATHORE	Bharatiya Janata Party	98850	42%	RADHEY SHYAM JAISWAL	Samajwadi Party	74011	32%	24839	11%
210	Faridpur	307012	190209	DR. SHYAM BIHARI LAL	Bharatiya Janata Party	83656	44%	DR. SIYA RAM SAGAR	Samajwadi Party	58935	31%	24721	13%
211	KASTA	298945	209987	SAURABH SINGH	Bharatiya Janata Party	92824	44%	SUNIL KUMAR LALA	Samajwadi Party	68551	33%	24273	12%
212	Tirwa	347135	215019	KAILASH SINGH RAJPUT	Bharatiya Janata Party	100426	47%	VIJAY BAHADUR PAL	Samajwadi Party	76217	35%	24209	11%

S.No	Constituency	Total Registered Voters	Total Votes Polled	Winner	Party for the winner	Total Votes polled for the Winner	% of vote share of the Winner	Runners up	Party for the Runners up	Total Votes polled for the Runners up	% of the Vote share of the runners up	Margin of Victory (Winner-Runner up)	%of Margin of Victory
213	Sikanderpur	286805	164615	SANJAY YADAV	Bharatiya Janata Party	69536	42%	ZIAUDDIN RIZWI	Samajwadi Party	45988	28%	23548	14%
214	Shekhupur	377662	235906	DHARMENDRA KUMAR SINGH SHAKYA	Bharatiya Janata Party	93702	40%	ASHISH YADAV	Samajwadi Party	70316	30%	23386	10%
215	Vishwanathganj	380507	196623	RAKESH KUMAR VERMA ALIAS DR.R.K.VERMA	Apna Dal (Soneylal)	81899	42%	SANJAY PANDEY	Indian National Congress	58541	30%	23358	12%
216	Kalyanpur	334240	177912	NILIMA KATIYAR	Bharatiya Janata Party	86620	49%	SATISH KUMAR NIGAM	Samajwadi Party	63278	36%	23342	13%
217	Charthawal	314338	206964	VIJAY KUMAR KASHYAP	Bharatiya Janata Party	82046	40%	MUKESH KUMAR CHAUDHARY	Samajwadi Party	58815	28%	23231	11%
218	Nehtaur	286410	188207	OMKUMAR	Bharatiya Janata Party	76644	41%	MUNNALAL PREMI	Indian National Congress	53493	28%	23151	12%
219	Bah	321296	192786	RANI PAKSHALIKA SINGH	Bharatiya Janata Party	80567	42%	MADHUSUDAN SHARMA	Bahujan Samaj Party	57427	30%	23140	12%
220	Bulandshahr	381340	245082	VIRENDRA SINGH SIROHI	Bharatiya Janata Party	111538	46%	MOH ALEEM KHAN	Bahujan Samaj Party	88454	36%	23084	9%



S.No	Constituency	Total Registered Voters	Total Votes Polled	Winner	Party for the winner	Total Votes polled for the Winner	% of vote share of the Winner	Runners up	Party for the Runners up	Total Votes polled for the Runners up	% of the Vote share of the runners up	Margin of Victory (Winner-Runner up)	%of Margin of Victory
221	Balamau	347454	187997	RAM PAL VERMA	Bharatiya Janata Party	74917	40%	NEELU SATYARTHI	Bahujan Samaj Party	52029	28%	22888	12%
222	Bansgaon	370761	178818	VIMLESH PASWAN	Bharatiya Janata Party	71966	40%	DHARMENDRA KUMAR	Bahujan Samaj Party	49093	27%	22873	13%
223	Ram Nagar	326186	223077	SHARAD KUMAR AWASTHI	Bharatiya Janata Party	88937	40%	ARVINDA KUMAR SINGH 'GOPE'	Samajwadi Party	66210	30%	22727	10%
224	Malihabad	340477	227724	JAI DEVI	Bharatiya Janata Party	94677	42%	RAJBALA	Samajwadi Party	72009	32%	22668	10%
225	Bilaspur	331650	223694	BALDEV SINGH AULAKH	Bharatiya Janata Party	99100	44%	SANJAY KAPOOR	Indian National Congress	76741	34%	22359	10%
226	Bachhrawan	312746	198147	RAM NARESH RAWAT	Bharatiya Janata Party	65324	33%	SHAHAB SHARAN	Indian National Congress	43015	22%	22309	11%
227	Baberu	327885	193900	CHANDRAPAL KUSHWAHA	Bharatiya Janata Party	76187	39%	KIRAN YADAV	Bahujan Samaj Party	53886	28%	22301	12%
228	Jewar	322998	211414	DHIRENDRA SINGH	Bharatiya Janata Party	102979	49%	VEDRAM BHATI	Bahujan Samaj Party	80806	38%	22173	10%
229	Shohratgarh	342655	186719	AMAR SINGH CHAUDHARY	Apna Dal (Soneylal)	67653	36%	MOHD. JAMEEL	Bahujan Samaj Party	45529	24%	22124	12%

S.No	Constituency	Total Registered Voters	Total Votes Polled	Winner	Party for the winner	Total Votes polled for the Winner	% of vote share of the Winner	Runners up	Party for the Runners up	Total Votes polled for the Runners up	% of the Vote share of the runners up	Margin of Victory (Winner-Runner up)	%of Margin of Victory
230	Rudhali	408883	222611	SANJAY PRATAP JAISWAL	Bharatiya Janata Party	90228	41%	RAJENDRA PRASAD CHAUDHARY	Bahujan Samaj Party	68423	31%	21805	10%
231	Sardhana	333064	239251	SANGEET SINGH SOM	Bharatiya Janata Party	97921	41%	ATUL PRADHAN	Samajwadi Party	76296	32%	21625	9%
232	Ajagara	336882	219858	KAILASH NATH SONKAR	Suheldev Bhartiya Samaj Party	83778	38%	LALJI SONKAR	Samajwadi Party	62429	28%	21349	10%
233	Malhani	345857	207665	PARASNATH YADAV	Samajwadi Party	69351	33%	DHANANJAY SINGH	Nirbal Indian Shoshit Hamara Aam Dal	48141	23%	21210	10%
234	Kairana	300659	209134	NAHID HASAN	Samajwadi Party	98830	47%	MRIGANKA SINGH	Bharatiya Janata Party	77668	37%	21162	10%
235	Etah	317254	201649	VIPIN KUMAR DAVID	Bharatiya Janata Party	82516	41%	JUGENDRA SINGH YADAV	Samajwadi Party	61387	30%	21129	10%
236	Asmoli	348577	250045	PINKI YADAV	Samajwadi Party	97610	39%	NARENDRA SINGH	Bharatiya Janata Party	76484	31%	21126	8%
237	Misrikh	344981	219695	RAM KRISHNA BHARGAVA	Bharatiya Janata Party	86403	39%	MANISH KUMAR RAWAT	Bahujan Samaj Party	65731	30%	20672	9%

S.No	Constituency	Total Registered Voters	Total Votes Polled	Winner	Party for the winner	Total Votes polled for the Winner	% of vote share of the Winner	Runners up	Party for the Runners up	Total Votes polled for the Runners up	% of the Vote share of the runners up	Margin of Victory (Winner-Runner up)	%of Margin of Victory
238	Naugawan Sadat	306855	234190	CHETAN CHAUHAN	Bharatiya Janata Party	97030	41%	JAVED ABBAS	Samajwadi Party	76382	33%	20648	9%
239	Sandila	334070	198649	RAJ KUMAR AGRAWAL URF RAJIA	Bharatiya Janata Party	90362	45%	ABDUL MANNAN	Samajwadi Party	69959	35%	20403	10%
240	Jasrana	340497	230392	RAMGOPAL PAPPU LODHI	Bharatiya Janata Party	103426	45%	SHIVPRATAP SINGH	Samajwadi Party	83098	36%	20328	9%
241	Bhongaon	331050	195746	RAM NARESH AGNIHOTRI	Bharatiya Janata Party	92697	47%	ALOK KUMAR	Samajwadi Party	72400	37%	20297	10%
242	Gyanpur	368117	208900	VIJAY MISHRA	Nirbal Indian Shoshit Hamara Aam Dal	66448	32%	MAHENDRA KUMAR BIND	Bharatiya Janata Party	46218	22%	20230	10%
243	Sandi	317368	185712	PRABHASH KUMAR	Bharatiya Janata Party	72044	39%	OMENDRA KUMAR VERMA	Indian National Congress	51819	28%	20225	11%
244	Khajani	364725	187798	SANT PRASAD	Bharatiya Janata Party	71492	38%	RAJKUMAR	Bahujan Samaj Party	51413	27%	20079	11%
245	Chakia	365218	234587	SHARADA PRASAD	Bharatiya Janata Party	96890	41%	JITENDRA KUMAR	Bahujan Samaj Party	76827	33%	20063	9%

S.No	Constituency	Total Registered Voters	Total Votes Polled	Winner	Party for the winner	Total Votes polled for the Winner	% of vote share of the Winner	Runners up	Party for the Runners up	Total Votes polled for the Runners up	% of the Vote share of the runners up	Margin of Victory (Winner-Runner up)	%of Margin of Victory
246	Meja	310775	181184	NEELAM KARWARIYA	Bharatiya Janata Party	67807	37%	RAM SEWAK SINGH	Samajwadi Party	47964	26%	19843	11%
247	Jalesar	280441	184640	SANJEEV KUMAR DIWAKAR	Bharatiya Janata Party	81502	44%	RANJEET SUMAN	Samajwadi Party	61694	33%	19808	11%
248	Aurai	349041	206026	DINANATH BHASKAR	Bharatiya Janata Party	83325	40%	MADHUBALA PASI	Samajwadi Party	63546	31%	19779	10%
249	Bithari Chainpur	362631	234958	RAJESH KUMAR MISHRA	Bharatiya Janata Party	96397	41%	VEER PAL SINGH YADAV	Samajwadi Party	76886	33%	19511	8%
250	Shahjahanpur	359008	206025	SURESH KUMAR KHANNA	Bharatiya Janata Party	100734	49%	TANVEER KHAN	Samajwadi Party	81531	40%	19203	9%
251	Bhognipur	333056	212667	VINOD KUMAR KATIYAR	Bharatiya Janata Party	71466	34%	DHARMPAL SINGH BHADAURIA	Bahujan Samaj Party	52461	25%	19005	9%
252	Bansi	363403	184514	JAI PRATAP SINGH	Bharatiya Janata Party	77548	42%	LAL JI	Samajwadi Party	58606	32%	18942	10%
253	Sambhal	353128	242384	IQBAL MEHMOOD	Samajwadi Party	79248	33%	ZIAURREHMAN	All India Majlis-E-Ittehadul Muslimeen	60426	25%	18822	8%

S.No	Constituency	Total Registered Voters	Total Votes Polled	Winner	Party for the winner	Total Votes polled for the Winner	% of vote share of the Winner	Runners up	Party for the Runners up	Total Votes polled for the Runners up	% of the Vote share of the runners up	Margin of Victory (Winner-Runner up)	%of Margin of Victory
254	Sadar	324237	189249	SITARAM	Bharatiya Janata Party	68950	36%	RAJ PRASAD UPADHAYAY	Bahujan Samaj Party	50177	27%	18773	10%
255	Nanpara	331660	193040	MADHURI VERMA	Bharatiya Janata Party	86312	45%	WARIS ALI	Indian National Congress	67643	35%	18669	10%
256	Tulsipur	367415	197479	KAILASH NATH SHUKLA	Bharatiya Janata Party	62296	32%	ZEBARIZWAN	Indian National Congress	43637	22%	18659	9%
257	Husainganj	286821	175664	RANVENDRA PRATAP SINGH URF DHUNNI BHAIYA	Bharatiya Janata Party	73595	42%	USHA MAURYA	Indian National Congress	55002	31%	18593	11%
258	Nizamabad	303975	167475	ALAMBADI	Samajwadi Party	67274	40%	CHANDRA DEV RAM	Bahujan Samaj Party	48745	29%	18529	11%
259	Belthara Road	332833	189878	DHANANJAY KANNOUJIA	Bharatiya Janata Party	77504	41%	GORAKH PASWAN	Samajwadi Party	59185	31%	18319	10%
260	Tamkuhi Raj	378534	215288	AJAY KUMAR LALLU	Indian National Congress	61211	28%	JAGADISH MISHRA ALIAS BALTI BABA	Bharatiya Janata Party	43097	20%	18114	8%

S.No	Constituency	Total Registered Voters	Total Votes Polled	Winner	Party for the winner	Total Votes polled for the Winner	% of vote share of the Winner	Runners up	Party for the Runners up	Total Votes polled for the Runners up	% of the Vote share of the runners up	Margin of Victory (Winner-Runner up)	%of Margin of Victory
261	Zahoorabad	374525	230520	OM PRAKASH RAJBHAR	Suheldev Bhartiya Samaj Party	86583	38%	KALICHARAN	Bahujan Samaj Party	68502	30%	18081	8%
262	Phephana	314893	178647	UPENDRA TIWARI	Bharatiya Janata Party	70588	40%	AMBIKA CHOUDHARY	Bahujan Samaj Party	52691	29%	17897	10%
263	Dhampur	282279	192961	ASHOK KUMAR RANA	Bharatiya Janata Party	82169	43%	THA. MOOL CHAND CHAUHAN	Samajwadi Party	64305	33%	17864	9%
264	Soraon	365758	212679	JAMUNA PRASAD	Apna Dal (Soneylal)	77814	37%	GEETA DEVI	Bahujan Samaj Party	60079	28%	17735	8%
265	Bakshi Kaa Talab	395864	264762	AVINASH TRIVEDI	Bharatiya Janata Party	96482	36%	NAKUL DUBEY	Bahujan Samaj Party	78898	30%	17584	7%
266	Dadraul	330219	216563	MANVENDRA SINGH	Bharatiya Janata Party	86435	40%	RAMMURTEE SINGH VERMA	Samajwadi Party	69037	32%	17398	8%
267	Etawah	381680	220994	SARITA BHADAURIYA	Bharatiya Janata Party	91234	41%	KULDEEP GUPTA 'SANTU'	Samajwadi Party	73892	33%	17342	8%
268	Varanasi South	281290	178837	DR. NEELKANTH TIWARI	Bharatiya Janata Party	92560	52%	RAJESH MISHRA	Indian National Congress	75334	42%	17226	10%
269	Bairia	342434	162100	SURENDRA	Bharatiya Janata Party	64868	40%	JAY PRAKASH ANCHAL	Samajwadi Party	47791	29%	17077	11%

S.No	Constituency	Total Registered Voters	Total Votes Polled	Winner	Party for the winner	Total Votes polled for the Winner	% of vote share of the Winner	Runners up	Party for the Runners up	Total Votes polled for the Runners up	% of the Vote share of the runners up	Margin of Victory (Winner-Runner up)	%of Margin of Victory
270	Rampur Khas	315694	170655	ARADHANA MISHRA 'MONA'	Indian National Congress	81463	48%	NAGESH PRATAP SINGH URF CHHOTE SARKAR	Bharatiya Janata Party	64397	38%	17066	10%
271	Mauranipur	402057	268783	BIHARILAL ARYA	Bharatiya Janata Party	98905	37%	DR.RASHMI ARYA	Samajwadi Party	81934	30%	16971	6%
272	Dhanghata	357096	200275	SHRI RAM CHAUHAN	Bharatiya Janata Party	79572	40%	ALGOO PRASAD	Samajwadi Party	62663	31%	16909	8%
273	Babina	323440	230162	RAJEEV SINGH "PARICHHA"	Bharatiya Janata Party	96713	42%	YASHPAL SINGH YADAV	Samajwadi Party	79876	35%	16837	7%
274	Thana Bhawan	311405	212691	SURESH KUMAR	Bharatiya Janata Party	90995	43%	ABDUL WARIS KHAN	Bahujan Samaj Party	74178	35%	16817	8%
275	Katra	313965	192992	VEER VIKRAM SINGH PRINCE	Bharatiya Janata Party	76509	40%	RAJESH YADAV	Samajwadi Party	59779	31%	16730	9%
276	Milak	338757	216334	RAJBALA	Bharatiya Janata Party	89861	42%	VIJAY SINGH	Samajwadi Party	73194	34%	16667	8%
277	Jagdishpur	361709	192972	SURESH KUMAR	Bharatiya Janata Party	84219	44%	RADHEY SHYAM	Indian National Congress	67619	35%	16600	9%

S.No	Constituency	Total Registered Voters	Total Votes Polled	Winner	Party for the winner	Total Votes polled for the Winner	% of vote share of the Winner	Runners up	Party for the Runners up	Total Votes polled for the Runners up	% of the Vote share of the runners up	Margin of Victory (Winner-Runner up)	%of Margin of Victory
278	Kishani (SC)	298559	179515	BRAJESH KUMAR	Samajwadi Party	80475	45%	SUNIL KUMAR	Bharatiya Janata Party	63946	36%	16529	9%
279	Badaun	353550	212745	MAHESH CHANDRA GUPTA	Bharatiya Janata Party	87314	41%	ABID RAZA KHAN	Samajwadi Party	70847	33%	16467	8%
280	Salon	339971	192964	DAL BAHADUR	Bharatiya Janata Party	78028	40%	SURESH CHAUDHARY	Indian National Congress	61973	32%	16055	8%
281	KHALILABAD	427321	224008	DIGVIJAY NARAYAN ALIS JAY CHAUBEY	Bharatiya Janata Party	72061	32%	MASHHOOR ALAM CHOUDHARY	Bahujan Samaj Party	56024	25%	16037	7%
282	Garautha	338712	228787	JAWAHAR LAL RAJPOOT	Bharatiya Janata Party	93378	41%	DEEP NARAYAN SINGH (DEEPAK YADAV)	Samajwadi Party	77547	34%	15831	7%
283	Aligarh	370237	246114	SANJEEV RAJA	Bharatiya Janata Party	113752	46%	ZAFAR ALAM	Samajwadi Party	98312	40%	15440	6%
284	Sahajanwa	356165	209383	SHEETAL PANDEY	Bharatiya Janata Party	72213	34%	YASPAL SINGH RAWAT	Samajwadi Party	56836	27%	15377	7%
285	Kerakat S.C.	388528	227142	DINESH CHAUDHARY	Bharatiya Janata Party	84078	37%	SANJAI KUMAR SAROJ	Samajwadi Party	68819	30%	15259	7%
286	Amroha	292322	201377	MEHBOOB ALI	Samajwadi Party	74713	37%	NAUSHAD ALI	Bahujan Samaj Party	59671	30%	15042	7%



S.No	Constituency	Total Registered Voters	Total Votes Polled	Winner	Party for the winner	Total Votes polled for the Winner	% of vote share of the Winner	Runners up	Party for the Runners up	Total Votes polled for the Runners up	% of the Vote share of the runners up	Margin of Victory (Winner-Runner up)	%of Margin of Victory
287	Karachhana	331690	198734	UJJWAL RAMAN SINGH	Samajwadi Party	80806	41%	PIYUSH RANJAN	Bharatiya Janata Party	65782	33%	15024	8%
288	Hapur	345001	222655	VIJAY PAL (AADHTI)	Bharatiya Janata Party	84532	38%	GAJRAJ SINGH	Indian National Congress	69526	31%	15006	7%
289	Sakaldiha	317765	202392	PRABHUNARAYAN YADAV	Samajwadi Party	79875	39%	SURYAMUNI TIWARI	Bharatiya Janata Party	64906	32%	14969	7%
290	Gopalpur	335970	189300	NAFEES AHMAD	Samajwadi Party	70980	37%	SHRIKRISHNA PAL	Bharatiya Janata Party	56020	30%	14960	8%
291	Sikandra Rao	350277	216244	BIRENDRA SINGH RANA	Bharatiya Janata Party	76129	35%	BANI SINGH BAGHEL	Bahujan Samaj Party	61357	28%	14772	7%
292	Saiyadraja	317452	197724	SUSHIL SINGH	Bharatiya Janata Party	78869	40%	SHYAM NARAYAN SINGH	Bahujan Samaj Party	64375	33%	14494	7%
293	Akbarpur	306161	204316	RAM ACHAL RAJBHAR	Bahujan Samaj Party	72325	35%	RAM MURTI VERMA	Samajwadi Party	58312	29%	14013	7%
294	Aliganj	333944	216594	SATYAPAL SINGH RATHAUR	Bharatiya Janata Party	88695	41%	RAMESHWAR SINGH YADAV	Samajwadi Party	74844	35%	13851	6%
295	Bilari	343937	229116	MOHD. FAEEM	Samajwadi Party	85682	37%	SURESH SAINI	Bharatiya Janata Party	72241	32%	13441	6%
296	Thakurdwara	347748	256420	NAVAB JAN	Samajwadi Party	107865	42%	RAJPAL SINGH CHAUHAN	Bharatiya Janata Party	94456	37%	13409	5%

S.No	Constituency	Total Registered Voters	Total Votes Polled	Winner	Party for the winner	Total Votes polled for the Winner	% of vote share of the Winner	Runners up	Party for the Runners up	Total Votes polled for the Runners up	% of the Vote share of the runners up	Margin of Victory (Winner-Runner up)	%of Margin of Victory
297	Mughalsarai	376583	232617	SADHANA SINGH	Bharatiya Janata Party	87401	38%	BABULAL	Samajwadi Party	74158	32%	13243	6%
298	Baldev	347607	231770	POORAN PRAKASH	Bharatiya Janata Party	88411	38%	NIRANJAN SINGH DHANGAR	Rashtriya Lok Dal	75203	32%	13208	6%
299	Budhana	359140	241116	UMESH MALIK	Bharatiya Janata Party	97781	41%	PRAMOD TYAGI	Samajwadi Party	84580	35%	13201	5%
300	Lucknow West	387874	217554	SURESH KUMAR SHRIVASTAV	Bharatiya Janata Party	93022	43%	MOD REHAN	Samajwadi Party	79950	37%	13072	6%
301	Jalalpur	384276	240787	RITESH PANDEY	Bahujan Samaj Party	90309	38%	DR. RAJESH SINGH	Bharatiya Janata Party	77279	32%	13030	5%
302	Sareni	351730	204858	DHIRENDRA BAHADUR SINGH	Bharatiya Janata Party	65873	32%	THAKUR PRASAD YADAV	Bahujan Samaj Party	52866	26%	13007	6%
303	Lambhua	350944	201692	DEOMANI DWIVEDI	Bharatiya Janata Party	78627	39%	VINOD SINGH	Bahujan Samaj Party	65724	33%	12903	6%
304	Pipraich	386459	246015	MAHENDRA PAL SINGH	Bharatiya Janata Party	82739	34%	AFATAB ALAM URF GUDDU BHAIYA	Bahujan Samaj Party	69930	28%	12809	5%
305	Noorpur	303478	203108	LOKENDRA SINGH	Bharatiya Janata Party	79172	39%	NAIM UL HASAN	Samajwadi Party	66436	33%	12736	6%

S.No	Constituency	Total Registered Voters	Total Votes Polled	Winner	Party for the winner	Total Votes polled for the Winner	% of vote share of the Winner	Runners up	Party for the Runners up	Total Votes polled for the Runners up	% of the Vote share of the runners up	Margin of Victory (Winner-Runner up)	%of Margin of Victory
306	Bareilly Cantt.	343068	183430	RAJESH AGARWAL	Bharatiya Janata Party	88441	48%	MUJAHID HASSAN KHAN	Indian National Congress	75777	41%	12664	7%
307	Alapur	323508	197802	ANEETA	Bharatiya Janata Party	72366	37%	SANGEETA	Samajwadi Party	59853	30%	12513	6%
308	Saharanpur	317413	237468	MASOOD AKHTAR	Indian National Congress	87689	37%	JAGPAL SINGH	Bahujan Samaj Party	75365	32%	12324	5%
309	Jaunpur	390593	225577	GIRISH CHANDRA YADAV	Bharatiya Janata Party	90324	40%	NADEEM JAVED	Indian National Congress	78040	35%	12284	5%
310	Dibiyapur	309502	191614	LAKHAN SINGH	Bharatiya Janata Party	71480	37%	PRADEEP KUMAR YADAV	Samajwadi Party	59386	31%	12094	6%
311	Barhaj	292657	168628	SURESH TIWARI	Bharatiya Janata Party	61996	37%	MURLI MANOHAR JAISWAL	Bahujan Samaj Party	50280	30%	11716	7%
312	Gonda	342315	193555	PRATEEK BHUSHAN SINGH	Bharatiya Janata Party	58254	30%	MO. JALEEL KHAN	Bahujan Samaj Party	46576	24%	11678	6%
313	Goshainganj	376210	227339	INDRA PRATAP ALIAS KHABBU TIWARI	Bharatiya Janata Party	89586	39%	ABHAY SINGH	Samajwadi Party	77966	34%	11620	5%
314	Siwalkhas	318698	225365	JITENDRA PAL SINGH (BILLU)	Bharatiya Janata Party	72842	32%	GHULAM MOHAMMAD	Samajwadi Party	61421	27%	11421	5%

S.No	Constituency	Total Registered Voters	Total Votes Polled	Winner	Party for the winner	Total Votes polled for the Winner	% of vote share of the Winner	Runners up	Party for the Runners up	Total Votes polled for the Runners up	% of the Vote share of the runners up	Margin of Victory (Winner-Runner up)	%of Margin of Victory
315	Gunnaur	372513	227731	AJEET KUMAR URF RAJU YADAV	Bharatiya Janata Party	107344	47%	RAM KHILADI SINGH	Samajwadi Party	95958	42%	11386	5%
316	Mariyahu	308120	180043	LEENA TIWARI	Apna Dal (Soneylal)	58804	33%	SHRADDHA YADAV	Samajwadi Party	47454	26%	11350	6%
317	Purqazi	313968	204319	PRAMOD UTWAL	Bharatiya Janata Party	77491	38%	DEEPAK KUMAR	Indian National Congress	66238	32%	11253	6%
318	Bhatpar Rani	315706	181465	ASHUTOSH	Samajwadi Party	61862	34%	JAYNATH KUSHWAHA URF GUDDAN	Bharatiya Janata Party	50765	28%	11097	6%
319	Kithore	338757	242879	SATYAVIR TYAGI	Bharatiya Janata Party	90622	37%	SHAHID MANZOOR	Samajwadi Party	79800	33%	10822	4%
320	Kundarki	370262	264330	MOHAMMAD RIZWAN	Samajwadi Party	110561	42%	RAMVEER SINGH	Bharatiya Janata Party	99740	38%	10821	4%
321	Shikohabad	324839	214721	MUKESH VERMA	Bharatiya Janata Party	87851	41%	SANJAY KUMAR	Samajwadi Party	77074	36%	10777	5%
322	Muzaffar Nagar	334332	215602	KAPIL DEV AGARWAL	Bharatiya Janata Party	97838	45%	GAURAV SWARUP BANSAL	Samajwadi Party	87134	40%	10704	5%
323	Bisauli	387666	228995	KUSHAGRA SAGAR	Bharatiya Janata Party	100287	44%	ASHUTOSH MAURYA ALIAS RAJU	Samajwadi Party	89599	39%	10688	5%

S.No	Constituency	Total Registered Voters	Total Votes Polled	Winner	Party for the winner	Total Votes polled for the Winner	% of vote share of the Winner	Runners up	Party for the Runners up	Total Votes polled for the Runners up	% of the Vote share of the runners up	Margin of Victory (Winner-Runner up)	%of Margin of Victory
324	Sirsaganj	305951	203075	HARIOM YADAV	Samajwadi Party	90281	44%	JAIVEER SINGH	Bharatiya Janata Party	79605	39%	10676	5%
325	Biswan	317171	228054	MAHENDRA SINGH	Bharatiya Janata Party	81907	36%	AFZAAL KAUSAR	Samajwadi Party	71672	31%	10235	4%
326	Itwa	321642	160935	DR. SATISH CHANDRA DWIVEDI	Bharatiya Janata Party	59524	37%	ARSHAD KHURSHEED	Bahujan Samaj Party	49316	31%	10208	6%
327	Rampur Karkhana	328341	192377	KAMLESH SHUKLA	Bharatiya Janata Party	62886	33%	FASIHA MANZER GHAZALA LARI	Samajwadi Party	52899	27%	9987	5%
328	Barhapur	338100	222149	SUSHANT KUMAR	Bharatiya Janata Party	78744	35%	HUSAIN AHMAD	Indian National Congress	68920	31%	9824	4%
329	Kanpur Cantt.	335587	176462	SOHIL AKHTAR ANSARI	Indian National Congress	81169	46%	RAGHUNANDAN SINGH BHADAURIA	Bharatiya Janata Party	71805	41%	9364	5%
330	Jalalabad	342343	208332	SHARADVIR SINGH	Samajwadi Party	75326	36%	MANOJ KASHYAP	Bharatiya Janata Party	66029	32%	9297	4%
331	Zamania	395078	217230	SUNITA	Bharatiya Janata Party	76823	35%	ATUL KUMAR	Bahujan Samaj Party	67559	31%	9264	4%

S.No	Constituency	Total Registered Voters	Total Votes Polled	Winner	Party for the winner	Total Votes polled for the Winner	% of vote share of the Winner	Runners up	Party for the Runners up	Total Votes polled for the Runners up	% of the Vote share of the runners up	Margin of Victory (Winner-Runner up)	%of Margin of Victory
332	Shahganj	351509	214243	SHAIENDRA YADAV LALAI	Samajwadi Party	67818	32%	RANA AJEET PRATAP SINGH	Suheldev Bhartiya Samaj Party	58656	27%	9162	4%
333	Laharpur	339731	229555	SUNEEL VERMA	Bharatiya Janata Party	79467	35%	MO. JASMEER ANSARI	Bahujan Samaj Party	70349	31%	9118	4%
334	Raniganj	315821	177190	ABHAY KUMAR ALIAS DHIRAJ OJHA	Bharatiya Janata Party	67031	38%	SHAKEEL AHMAD KHAN	Bahujan Samaj Party	58022	33%	9009	5%
335	Mainpuri	326542	196813	RAJKUMAR ALIAS RAJU YADAV	Samajwadi Party	75787	39%	ASHOK KUMAR	Bharatiya Janata Party	66956	34%	8831	4%
336	Saidpur	356182	213188	SUBHASH PASSI	Samajwadi Party	76664	36%	VIDYASAGAR SONKAR	Bharatiya Janata Party	67954	32%	8710	4%
337	Mau	442270	266015	MUKHTAR ANSHARI	Bahujan Samaj Party	96793	36%	MAHENDRA RAJBHAR	Suheldev Bhartiya Samaj Party	88095	33%	8698	3%
338	Handia	369580	202123	HAKIM LAL	Bahujan Samaj Party	72446	36%	PRAMILA DEVI	Apna Dal (Soneylal)	63920	32%	8526	4%
339	Bilgram-Mallanwan	357744	221791	ASHISH KUMAR SINGH ASHU	Bharatiya Janata Party	83405	38%	SUBHASH PAL	Samajwadi Party	75380	34%	8025	4%

S.No	Constituency	Total Registered Voters	Total Votes Polled	Winner	Party for the winner	Total Votes polled for the Winner	% of vote share of the Winner	Runners up	Party for the Runners up	Total Votes polled for the Runners up	% of the Vote share of the runners up	Margin of Victory (Winner-Runner up)	%of Margin of Victory
340	Nagina	328589	209903	MANOJ KUMAR PARAS	Samajwadi Party	77145	37%	OMWATI DEVI	Bharatiya Janata Party	69178	33%	7967	4%
341	Phoolpur Pawai	304955	178455	ARUN KUMAR YADAV	Bharatiya Janata Party	68435	38%	ABUL QAIS AZMI	Bahujan Samaj Party	61140	34%	7295	4%
342	Ghosi	410326	241634	FAGU CHAUHAN	Bharatiya Janata Party	88298	37%	ABBAS ANSARI	Bahujan Samaj Party	81295	34%	7003	3%
343	Kaptanganj	345727	201124	CHANDRA PRAKASH ALIAS CA CHANDRA PRAKASH SHUKL	Bharatiya Janata Party	70527	35%	RAM PRASAD CHAUDHARY	Bahujan Samaj Party	63700	32%	6827	3%
344	Bahraich	357077	213375	ANUPMA JAISWAL	Bharatiya Janata Party	87479	41%	RUBAB SAYEDA	Samajwadi Party	80777	38%	6702	3%
345	Katehari	370154	234407	LAL JI VERMA	Bahujan Samaj Party	84358	36%	AWDHESH KUMAR DWIVEDI	Bharatiya Janata Party	78071	33%	6287	3%
346	Bhinga	357529	225590	MOHAMMAD ASLAM	Bahujan Samaj Party	76040	34%	ALEKSHENDRA KANT SINGH	Bharatiya Janata Party	69950	31%	6090	3%
347	Mungra Badshahpur	354027	204332	SUSHMA PATEL	Bahujan Samaj Party	69557	34%	SEEMA DWIVEDI	Bharatiya Janata Party	63637	31%	5920	3%
348	Sishamau	272294	154222	HAZI IRFAN SOLANKI	Samajwadi Party	73030	47%	SURESH AWASTHI	Bharatiya Janata Party	67204	44%	5826	4%

S.No	Constituency	Total Registered Voters	Total Votes Polled	Winner	Party for the winner	Total Votes polled for the Winner	% of vote share of the Winner	Runners up	Party for the Runners up	Total Votes polled for the Runners up	% of the Vote share of the runners up	Margin of Victory (Winner-Runner up)	%of Margin of Victory
349	Arya Nagar	279098	147465	AMITABH BAJPAI	Samajwadi Party	70993	48%	SALIL VISHNOI	Bharatiya Janata Party	65270	44%	5723	4%
350	Tilhar	330669	204249	ROSHAN LAL VERMA	Bharatiya Janata Party	81770	40%	KUNWAR JITIN PRASADA	Indian National Congress	76065	37%	5705	3%
351	Sagri	327363	179125	BANDANA SINGH	Bahujan Samaj Party	62203	35%	JAIRAM PATEL	Samajwadi Party	56728	32%	5475	3%
352	Mehnagar	386952	202135	KALPNATH PASWAN	Samajwadi Party	69037	34%	MANJOO SAROJ	Suheldev Bhartiya Samaj Party	63625	31%	5412	3%
353	Jakhanian	399444	240534	TRIVENI RAM	Suheldev Bhartiya Samaj Party	84158	35%	GAREEB	Samajwadi Party	79001	33%	5157	2%
354	Hardoi	393551	230361	NITIN AGARWAL	Samajwadi Party	97735	42%	RAJA BUX SINGH	Bharatiya Janata Party	92626	40%	5109	2%
355	Lucknow Central	366952	195025	BRIJESH PATHAK	Bharatiya Janata Party	78400	40%	RAVIDAS MEHROTRA	Samajwadi Party	73306	38%	5094	3%
356	Amethi	334587	187717	GARIMA SINGH	Bharatiya Janata Party	64226	34%	GAYTRI PRASAD	Samajwadi Party	59161	32%	5065	3%
357	Saharanpur Nagar	393564	272509	SANJAY GARG	Samajwadi Party	127210	47%	RAJIV GUMBER	Bharatiya Janata Party	122574	45%	4636	2%



S.No	Constituency	Total Registered Voters	Total Votes Polled	Winner	Party for the winner	Total Votes polled for the Winner	% of vote share of the Winner	Runners up	Party for the Runners up	Total Votes polled for the Runners up	% of the Vote share of the runners up	Margin of Victory (Winner-Runner up)	%of Margin of Victory
358	Gorakhpur Rural	394353	235963	BIPIN SINGH	Bharatiya Janata Party	83686	35%	VIJAY BAHADUR YADAV	Samajwadi Party	79276	34%	4410	2%
359	Sahaswan	398634	240800	OMKAR SINGH	Samajwadi Party	77543	32%	ARSHAD ALI	Bahujan Samaj Party	73274	30%	4269	2%
360	Shahabad	343850	219939	RAJANI TIWARI	Bharatiya Janata Party	99624	45%	ASIF KHAN	Bahujan Samaj Party	95364	43%	4260	2%
361	Isauli	339883	191509	ABRAR AHMAD	Samajwadi Party	51583	27%	OM PRAKASH PANDEY "BAJRANGEE"	Bharatiya Janata Party	47342	25%	4241	2%
362	Machhlishahr S.C.	365147	208344	JAGDISH SONKAR	Samajwadi Party	72368	35%	ANITA RAWAT	Bharatiya Janata Party	68189	33%	4179	2%
363	Manjhanpur	378420	223633	LAL BAHADUR	Bharatiya Janata Party	92818	42%	INDRAJEET SAROJ	Bahujan Samaj Party	88658	40%	4160	2%
364	Nakur	329580	255532	DR.DHARAM SINGH SAINI	Bharatiya Janata Party	94375	37%	IMRAN MASOOD	Indian National Congress	90318	35%	4057	2%
365	Bidhuna	355368	218376	VINAY SHAKYA	Bharatiya Janata Party	81905	38%	DINESH KUMAR VERMA	Samajwadi Party	77995	36%	3910	2%
366	Chhaprauli	317978	200152	SAHENDER SINGH RAMALA	Rashtriya Lok Dal	65124	33%	SATENDER SINGH	Bharatiya Janata Party	61282	31%	3842	2%

S.No	Constituency	Total Registered Voters	Total Votes Polled	Winner	Party for the winner	Total Votes polled for the Winner	% of vote share of the Winner	Runners up	Party for the Runners up	Total Votes polled for the Runners up	% of the Vote share of the runners up	Margin of Victory (Winner-Runner up)	%of Margin of Victory
367	Patiyali	328107	202823	MAMTESH	Bharatiya Janata Party	72414	36%	KIRAN YADAV	Samajwadi Party	68643	34%	3771	2%
368	Maholi	351912	241699	SHASHANK TRIVEDI	Bharatiya Janata Party	80938	33%	ANOOP KUMAR GUPTA	Samajwadi Party	77221	32%	3717	2%
369	Harchandpur	303815	185489	RAKESH SINGH	Indian National Congress	65104	35%	KANCHAN LODHI	Bharatiya Janata Party	61452	33%	3652	2%
370	Didarganj	341579	187419	SUKHDEV RAJBHAR	Bahujan Samaj Party	62125	33%	ADIL SHAIKH	Samajwadi Party	58480	31%	3645	2%
371	Dholana	379476	253827	AAASLAM CHOUDHARY	Bahujan Samaj Party	88580	35%	RAMESH CHAND TOMER	Bharatiya Janata Party	85004	33%	3576	1%
372	Aonla	298117	181709	DHARAM PAL SINGH	Bharatiya Janata Party	63165	35%	SIDHRAJ SINGH	Samajwadi Party	59619	33%	3546	2%
373	Chillupar	431450	220317	VINAY SHANKAR TIWARI	Bahujan Samaj Party	78177	35%	RAJESH TRIPATHI	Bharatiya Janata Party	74818	34%	3359	2%
374	DHAURAHRA	321722	221323	AWASTHI BALA PRASAD	Bharatiya Janata Party	79809	36%	YESHPAL SINGH CHAUDHARI	Samajwadi Party	76456	35%	3353	2%
375	Jangipur	346551	214622	VIRENDRA KUMAR YADAV	Samajwadi Party	71441	33%	RAM NARESH KUSHWAHA	Bharatiya Janata Party	68202	32%	3239	2%

S.No	Constituency	Total Registered Voters	Total Votes Polled	Winner	Party for the winner	Total Votes polled for the Winner	% of vote share of the Winner	Runners up	Party for the Runners up	Total Votes polled for the Runners up	% of the Vote share of the runners up	Margin of Victory (Winner-Runner up)	%of Margin of Victory
376	Moradabad Nagar	470793	276805	HAJI IKRAM QURESHI	Samajwadi Party	123467	45%	HARIOM SHARMA	Bharatiya Janata Party	120274	43%	3193	1%
377	Pratapapur	374639	207673	MOHD MUJTABA SIDDQUI	Bahujan Samaj Party	66805	32%	KARAN SINGH	Apna Dal (Soneylal)	64151	31%	2654	1%
378	Sidhauli	329188	232737	HARGOVIND BHARGAVA	Bahujan Samaj Party	78506	34%	MANISH RAWAT	Samajwadi Party	75996	33%	2510	1%
379	Atrauliya	359276	211210	DR.SANGRAM YADAV	Samajwadi Party	74276	35%	KANHAIYA LAL NISHAD	Bharatiya Janata Party	71809	34%	2467	1%
380	Kannauj	385545	248056	ANIL KUMAR DOHARE	Samajwadi Party	99635	40%	BANWARI LAL DOHARE	Bharatiya Janata Party	97181	39%	2454	1%
381	Badlapur	312911	190590	RAMESH CHANDRA MISHRA	Bharatiya Janata Party	60237	32%	LALJI YADAVA	Bahujan Samaj Party	57865	30%	2372	1%
382	Pharenda	333601	198945	BAJRANG BAHADUR SINGH	Bharatiya Janata Party	76312	38%	VIRENDRA CHAUDHARY	Indian National Congress	73958	37%	2354	1%
383	Kanth	355629	253108	RAJESH KUMAR SINGH (CHUNNU)	Bharatiya Janata Party	76307	30%	ANEESURREHMAN	Samajwadi Party	73959	29%	2348	1%
384	Gainsari	349774	196103	SHAILESH KUMAR SINGH	Bharatiya Janata Party	55716	28%	ALAUDDIN	Bahujan Samaj Party	53413	27%	2303	1%

S.No	Constituency	Total Registered Voters	Total Votes Polled	Winner	Party for the winner	Total Votes polled for the Winner	% of vote share of the Winner	Runners up	Party for the Runners up	Total Votes polled for the Runners up	% of the Vote share of the runners up	Margin of Victory (Winner-Runner up)	%of Margin of Victory
385	Lalganj	383486	203646	AZAD ARI MARDAN	Bahujan Samaj Party	72715	36%	DAROGA PRASAD SAROJ	Bharatiya Janata Party	70488	35%	2227	1%
386	Najibabad	329566	215936	TASLEEM AHMAD	Samajwadi Party	81082	38%	RAJIV KUMAR AGARWAL	Bharatiya Janata Party	79080	37%	2002	1%
387	Bharthana	390089	230140	SAVITRI KATHERIA	Bharatiya Janata Party	82005	36%	KAMLESH KUMAR KATHERIA	Samajwadi Party	80037	35%	1968	1%
388	Unchahar	325371	207088	MANOJ KUMAR PANDEY	Samajwadi Party	59103	29%	UTKRIST MAURYA	Bharatiya Janata Party	57169	28%	1934	1%
389	Mahmoodabad	290920	210662	NARENDRA SINGH VERMA	Samajwadi Party	81469	39%	ASHA MAURYA	Bharatiya Janata Party	79563	38%	1906	1%
390	Tanda	305077	205700	SANJU DEVI	Bharatiya Janata Party	74768	36%	AZEEMUL HAQ PAHALWAN	Samajwadi Party	73043	36%	1725	1%
391	Bansdih	385426	209933	RAM GOVIND CHAUDHERI	Samajwadi Party	51201	24%	KETAKEE SINGH	Independent	49514	24%	1687	1%
392	Matera	324806	200725	YASAR SHAH	Samajwadi Party	79188	39%	ARUN VEER SINGH	Bharatiya Janata Party	77593	39%	1595	1%

S.No	Constituency	Total Registered Voters	Total Votes Polled	Winner	Party for the winner	Total Votes polled for the Winner	% of vote share of the Winner	Runners up	Party for the Runners up	Total Votes polled for the Runners up	% of the Vote share of the runners up	Margin of Victory (Winner-Runner up)	%of Margin of Victory
393	Patti	339194	207923	RAJENDRA PRATAP SINGH ALIAS MOTI	Bharatiya Janata Party	75011	36%	RAM SINGH	Samajwadi Party	73538	35%	1473	1%
394	Bhadohi	415458	239518	RAVINDRA NATH TRIPATHI	Bharatiya Janata Party	79519	33%	ZAHID BEG	Samajwadi Party	78414	33%	1105	0%
395	Duddhi	308054	196600	HAR IRAM	Apna Dal (Soneylal)	64399	33%	VIJAY SINGH GOND	Bahujan Samaj Party	63314	32%	1085	1%
396	Mubarakpur	317233	192991	SHAH ALAM URF GUDDU JAMALI	Bahujan Samaj Party	70705	37%	AKHILESH YADAV	Samajwadi Party	70017	36%	688	0.36%
397	Rampur Maniharan	297983	218831	DEVENDER KUMAR NIM	Bharatiya Janata Party	76465	35%	RAVINDRA KUMAR MOLHU	Bahujan Samaj Party	75870	35%	595	0.27%
398	Muhammadabad-Gohna (SC)	357208	211785	SHRIRAM SONKAR	Bharatiya Janata Party	73493	35%	RAJENDRA KUMAR	Bahujan Samaj Party	72955	34%	538	0.25%
399	Mohanlalganj	341177	222570	AMBRISH SINGH PUSHKAR	Samajwadi Party	71574	32%	RAM BAHADUR	Bahujan Samaj Party	71044	32%	530	0.24%
400	Shrawasti	380716	241733	RAM FERAN	Bharatiya Janata Party	79437	33%	MOHD. RAMZAN	Samajwadi Party	78992	33%	445	0.18%

S.No	Constituency	Total Registered Voters	Total Votes Polled	Winner	Party for the winner	Total Votes polled for the Winner	% of vote share of the Winner	Runners up	Party for the Runners up	Total Votes polled for the Runners up	% of the Vote share of the runners up	Margin of Victory (Winner-Runner up)	%of Margin of Victory
401	Mant	316496	210597	SHYAM SUNDER SHARMA	Bahujan Samaj Party	65862	31%	YOGESH CHAUDHARY	Rashtriya Lok Dal	65430	31%	432	0.21%
402	Meerapur	294158	204405	AVTAR SINGH BHADANA	Bharatiya Janata Party	69035	34%	LIYAKAT ALI	Samajwadi Party	68842	34%	193	0.09%
403	Doomariyaganj	394352	201595	RAGHVENDRA PRATAP SINGH	Bharatiya Janata Party	67227	33%	SAIYADA KHATOON	Bahujan Samaj Party	67056	33%	171	0.08%

Table: Margin of Victory of Winners from Uttar Pradesh Assembly Elections

## Contact Details

### Uttar Pradesh Election Watch

<p><b>Mr. Sanjay Singh</b> Coordinator +91-94151-14151 sanjaysingh033@gmail.com</p>	<p><b>Dr Lenin</b> Coordinator +91-99355-99333 +91-99355-99330 lenin@pvchr.asia</p>	<p><b>Mr. Sanjay Rai</b> Coordinator +91-522 2349-556 +91-9415121462 <a href="mailto:sanjaykrai@yahoo.com">sanjaykrai@yahoo.com</a></p>	<p><b>Mr. Anil Sharma</b> Coordinator +91-9794497744 anilsharmaorai21@gmail.com, anilsharma21@@gmail.com</p>	<p><b>Mr. Mahesh Anand</b> Coordinator +91-94152-33694 +91-99367-47774 gramswarajsamiti@gmail.com</p>
---	---	---	--	---

### Association for Democratic Reforms

<p><b>Media and Journalist Helpline</b>  +91 80103 94248 Email: <a href="mailto:adr@adrindia.org">adr@adrindia.org</a></p>	<p><b>Maj. Gen. Anil Verma (Retd.)</b> Head National Election Watch, Association for Democratic Reforms 011 4165 4200 +91 88264 79910 <a href="mailto:adr@adrindia.org">adr@adrindia.org</a>, <a href="mailto:anilverma@adrindia.org">anilverma@adrindia.org</a></p>	<p><b>Prof Jagdeep Chhokar</b> IIM Ahmedabad (Retd.) Founder Member, National Election Watch, Association for Democratic Reforms +91 99996 20944 <a href="mailto:jchhokar@gmail.com">jchhokar@gmail.com</a></p>	<p><b>Prof Trilochan Sastry</b> IIM Bangalore Founder Member, National Election Watch, Association for Democratic Reforms +91 94483 53285 <a href="mailto:trilochans@iimb.ernet.in">trilochans@iimb.ernet.in</a></p>
--	--	---	--

## DISCLAIMER

All information in this report has been taken from the website of Election Commission of India (<http://eci.nic.in/eci/eci.html>). **ADR does not add or subtract any information, unless the EC changes the data. In particular, no unverified information from any other source is used.** While all efforts have been made to ensure that the information is in keeping with what is available in the ECI website, in case of discrepancy between information in this report and that given in the ECI website, the information available ECI website should be treated as correct. Association for Democratic Reforms, Uttar Pradesh Election Watch and their volunteers are not responsible or liable for any damage arising directly or indirectly from the publication of this report