

Press Release

**Uttar Pradesh, Punjab, Uttarakhand, Manipur and Goa Assembly Elections 2017**

**Analysis of Criminal Background, Financial, Education, Gender and other details of MLAs**

**Association for Democratic Reforms**

T-95A, C.L. House, 1st Floor,  
Near Gulmohar Commercial Complex  
Gautam Nagar,  
New Delhi-110 049  
Phone: +91-011-4165-4200  
Fax : +91-11-46094248  
Email :adr@adrindia.org

To report any electoral violations and malpractices during elections download the Election Watch Reporter (Android App)

[https://play.google.com/store/apps/details?id=com.webrosoft.election\\_watch\\_reporter](https://play.google.com/store/apps/details?id=com.webrosoft.election_watch_reporter)

## Table of Contents

<b>UTTAR PRADESH, PUNJAB, UTTARAKHAND, MANIPUR AND GOA ASSEMBLY ELECTIONS 2017</b>	<b>1</b>
<b>ANALYSIS OF CRIMINAL BACKGROUND, FINANCIAL, EDUCATION, GENDER AND OTHER DETAILS OF MLAs</b>	<b>1</b>
<b>SUMMARY AND HIGHLIGHTS .....</b>	<b>4</b>
FINAL PARTY POSITIONS IN STATE ASSEMBLY ELECTIONS, 2017 .....	4
<b>CRIMINAL BACKGROUND .....</b>	<b>6</b>
<i>MLAs WITH CRIMINAL CASES: STATE- WISE .....</i>	<i>6</i>
<i>STATE-WISE TOP 3 MLAs WITH SERIOUS CRIMINAL CASES .....</i>	<i>7</i>
<b>FINANCIAL BACKGROUND .....</b>	<b>12</b>
<i>STATE WISE CROREPATI MLAs.....</i>	<i>12</i>
<i>STATE WISE TOP 3 HIGH ASSET MLAs .....</i>	<i>13</i>
<i>STATE WISE TOP 3 LOW ASSET MLAs.....</i>	<i>14</i>
<i>STATE WISE TOP 3 MLAs WITH HIGH LIABILITIES .....</i>	<i>15</i>
<i>STATE WISE PAN DETAILS OF MLAs.....</i>	<i>16</i>
<b>INCOME TAX DETAILS .....</b>	<b>17</b>
<i>STATE WISE TOTAL MLAs WHO HAVE NOT DECLARED INCOME TAX DETAILS .....</i>	<i>17</i>
<i>STATE WISE TOP 3 MLAs WITH HIGH INCOME AS DECLARED IN ITR.....</i>	<i>17</i>
<b>OTHER BACKGROUND DETAILS.....</b>	<b>19</b>
<i>EDUCATION DETAILS OF MLAs.....</i>	<i>19</i>
<i>AGE DETAILS OF MLAs .....</i>	<i>20</i>
<i>STATE-WISE GENDER DETAILS OF MLAs .....</i>	<i>21</i>
<b>ASSET COMPARISON OF RE-ELECTED MLAs .....</b>	<b>23</b>

---

STATE-WISE TOP 3 HIGHEST INCREASE IN ASSETS OF RE-CONTESTING MLAs (SORT BY INCREASE IN RUPEES) ..... 23

**CONTACT DETAILS ..... 26**

**DISCLAIMER ..... 27**

## Summary and Highlights

National Election Watch and Association for Democratic Reforms (ADR) have analysed the self-sworn affidavits of 689 out of 690 newly elected MLAs in the five states of Uttar Pradesh, Punjab, Uttarakhand, Manipur and Goa. There is one MLA from Uttar Pradesh namely Rakesh Pratap Singh from Samajwadi party, won from Gaurigabj constituency whose affidavit has not been analysed.

### Final Party Positions in State Assembly Elections, 2017

S.No	Party*	Total Number of Candidates	Seats Won by Parties in States					Total Seats Won by Party in 5 States
			Uttar Pradesh	Punjab	Uttarakhand	Manipur	Goa	
1	Bhartiya Janta Party	572	312	3	57	21	13	406
2	Indian National Congress	397	7	77	11	28	17	140
3	Aam Aadmi Party	151	0	20	0	0	0	20
4	Bahujan Samaj Party	580	19	0	0	0	0	19
5	Samajwadi Party	326	47	0	0	0	0	47
6	Apna Dal (Soneylal)	11	9	0	0	0	0	9
7	Suheldev Bhartiya Samaj Party	8	4	0	0	0	0	4
8	Nirbal Indian Shoshit Hamara Aam Dal	71	1	0	0	0	0	1
9	Rashtriya Lok Dal	282	1	0	0	0	0	1
10	Independent	2099	3	0	2	1	3	9
11	Shiromani Akali Dal	93	0	15	0	0	0	15
12	Lok Insaaf Party	6	0	2	0	0	0	2
13	Naga Peoples Front	15	0	0	0	4	0	4
14	Lok Jan Shakti Party	17	0	0	0	1	0	1
15	National People's Party	19	0	0	0	4	0	4

Data in this Kit is presented in good faith, with an intention to inform voters. MLAs' affidavits obtained from the ECI website ([www.eci.nic.in](http://www.eci.nic.in)) with nomination papers is the source of this analysis. Website:-[www.adrindia.org](http://www.adrindia.org), [www.myneta.info](http://www.myneta.info)

S.No	Party*	Total Number of Candidates	Seats Won by Parties in States					Total Seats Won by Party in 5 States
			Uttar Pradesh	Punjab	Uttarakhand	Manipur	Goa	
16	All India Trinamool Congress	36	0	0	0	1	0	1
17	Nationalist Congress Party	63	0	0	0	0	1	1
18	Maharashtrawadi Gomantak	25	0	0	0	0	3	3
19	Goa Forward Party	4	0	0	0	0	3	3
<b>Total</b>		<b>4775</b>	<b>403</b>	<b>117</b>	<b>70</b>	<b>60</b>	<b>40</b>	<b>690</b>

**Table: Final Party Positions in State Assembly Elections, 2017**

\*All parties have not contested from all five states

## Criminal background

- **MLAs with criminal cases:** Out of the **689** MLAs analysed, **192(28%)** MLAs have declared criminal cases against themselves. Out of these **682** MLAs analyzed for **2012 Assembly Elections, 228(33%)** had declared criminal cases against them.
- **MLAs with serious criminal cases:** **140(20%)** MLAs have declared serious criminal cases including cases such as **murder, attempt to murder** etc. Out of **682** MLAs analysed during **Assembly elections in 2012, 100 (17%)** MLAs had **declared serious criminal cases** against themselves.
- **MLAs with criminal cases: State- wise :** Given below is the state- wise list of MLAs with pending criminal cases, in the respective 5 assemblies:

### Criteria for serious criminal cases

1. Offence for which maximum punishment is of 5 years or more.
2. If an offence is non-bailable
3. If it is an electoral offence (for eg. IPC 171E or bribery)
4. Offence related to loss to exchequer
5. Offences that are assault, murder, kidnap, rape related
6. Offences that are mentioned in Representation of the People Act (Section 8)
7. Offences under Prevention of Corruption Act
8. Crimes against women.

S.No	State	Total number of MLAs analyzed	MLAs with declared Criminal Cases	% of MLAs with declared criminal cases	MLAs with serious declared criminal cases	% of MLAs with serious declared criminal cases
1	Uttar Pradesh	402	143	36%	107	27%
2	Punjab	117	16	14%	11	9%
3	Uttarakhand	70	22	31%	14	20%
4	Manipur	60	2	3%	2	3%
5	Goa	40	9	23%	6	15%
<b>Total</b>		<b>689</b>	<b>192</b>	<b>28%</b>	<b>140</b>	<b>20%</b>

Table: State- wise MLAs with Criminal Cases

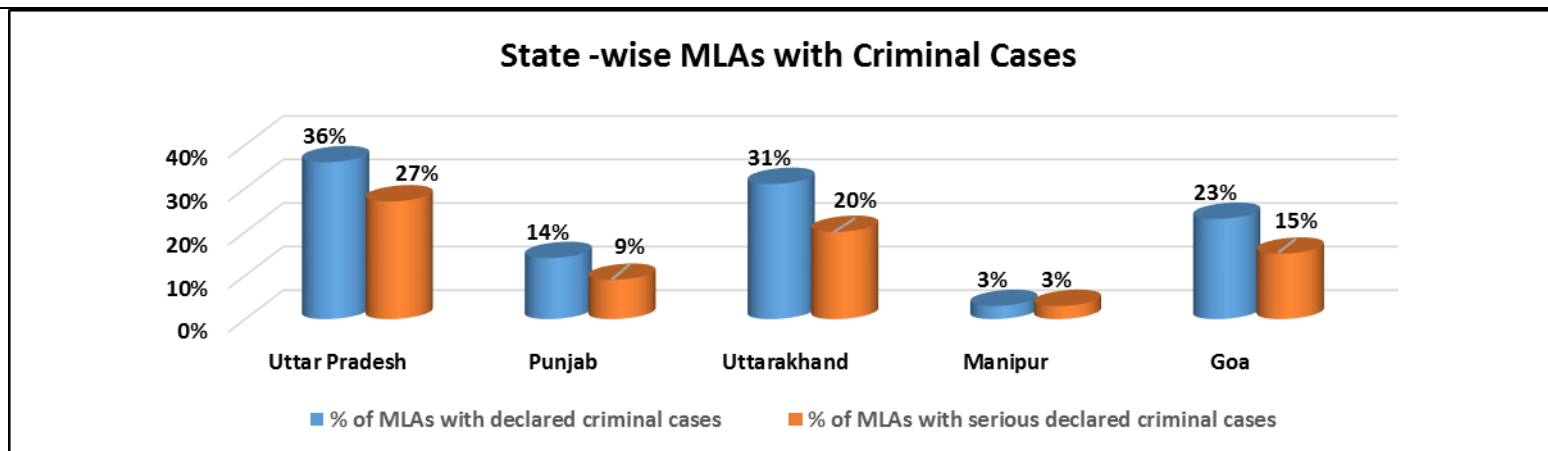


Figure: State wise number of MLAs with declared criminal cases

### State-wise Top 3 MLAs with Serious Criminal Cases

S.No.	Name	District	Constituency	Party Name	Serious IPC Counts	Total No of Cases	Brief Details of serious IPC Counts
<b>Uttar Pradesh</b>							
1	Mukhtar Ansari	MAU	MAU	BSP	24	16	7 charges related to criminal intimidation(IPC section-506) 5 charges related to Attempt to murder(IPC section-307) 5 charges related to Murder(IPC section-302) 2 charges related to Dishonest misappropriation of property possessed by deceased person at the time of his death(IPC section-404) 2 charges related to Cheating and dishonestly inducing delivery of property(IPC section-420) 1 charges related to voluntarily causing grievous hurt(IPC section-325) 1 charges related to Forgery of valuable security, will, etc.(IPC section-467) 1 charges related to Forgery for purpose of cheating(IPC section-468)
2	Vijay Kumar	BHADOHI	GYANPUR	Nirbal Indian Shoshit Hamara Aam Dal	22	16	3 charges related to criminal intimidation(IPC section-506) 3 charges related to Cheating and dishonestly inducing delivery of property(IPC section-420) 3 charges related to Forgery for purpose of cheating(IPC section-468) 2 charges related to Forgery of valuable security, will, etc.(IPC section-467) 1 charges related to Murder(IPC section-302)

Data in this Kit is presented in good faith, with an intention to inform voters. MLAs' affidavits obtained from the ECI website ([www.eci.nic.in](http://www.eci.nic.in)) with nomination papers is the source of this analysis.  
Website:-[www.adrindia.org](http://www.adrindia.org), [www.myneta.info](http://www.myneta.info)

S.No.	Name	District	Constituency	Party Name	Serious IPC Counts	Total No of Cases	Brief Details of serious IPC Counts
							1 charges related to Attempt to murder(IPC section-307) 1 charges related to Mischief by killing or maiming cattle, etc., of any value or any animal of the value of fifty rupees(IPC section-429) 1 charges related to Kidnapping from India(IPC section-360) 1 charges related to Culpable homicide by causing death of person other than person whose death was intended(IPC section-301) 1 charges related to Voluntarily causing hurt to deter public servant from his duty(IPC section-332) 1 charges related to House-trespass after preparation for hurt, assault or wrongful restraint(IPC section-452) 1 charges related to bribery(IPC section-171E) 1 charges related to undue influence or personation at an election(IPC section-171F) 1 charges related to Adulteration of food or drink intended for sale(IPC section-272) 1 charges related to Sale of noxious food or drink(IPC section-273)
3	Aslam Ali	HAPUR	DHOLANA	BSP	20	10	5 charges related to criminal intimidation(IPC section-506) 4 charges related to Cheating and dishonestly inducing delivery of property(IPC section-420) 3 charges related to Forgery of valuable security, will, etc.(IPC section-467) 2 charges related to criminal breach of trust(IPC section-406) 2 charges related to Forgery for purpose of cheating(IPC section-468) 1 charges related to Mischief by injury to public road, bridge, river or channel(IPC section-431) 1 charges related to House-trespass after preparation for hurt, assault or wrongful restraint(IPC section-452) 1 charges related to Attempt to murder(IPC section-307) 1 charges related to Voluntarily causing grievous hurt by dangerous weapons or means(IPC section-326)
<b>Punjab</b>							
1	Simarjeet Singh Bains	LUDHIANA	ATAM NAGAR	Lok Insaaf Party	13	6	3 charges related to Voluntarily causing hurt to deter public servant from his duty(IPC section-332) 2 charges related to Attempt to murder(IPC section-307) 2 charges related to theft(IPC section-379) 2 charges related to criminal intimidation(IPC section-506) 1 charges related to Voluntarily causing grievous hurt to deter public servant from his duty(IPC section-333) 1 charges related to Voluntarily causing hurt in committing robbery(IPC section-394) 1 charges related to dacoity(IPC section-395) 1 charges related to Robbery, or dacoity, with attempt to cause death or grievous hurt(IPC



S.No.	Name	District	Constituency	Party Name	Serious IPC Counts	Total No of Cases	Brief Details of serious IPC Counts
							section-397)
2	Amarinder Singh	PATIALA	PATIALA	INC	10	4	2 charges related to Cheating and dishonestly inducing delivery of property(IPC section-420) 2 charges related to Forgery of valuable security, will, etc.(IPC section-467) 2 charges related to Forgery for purpose of cheating(IPC section-468) 1 charges related to Criminal breach of trust by public servant, or by banker, merchant or agent(IPC section-409) 1 charges related to Causing disappearance of evidence of offence, or giving false information to screen offender(IPC section-201) 1 charges related to False statement on oath or affirmation to public servant or person authorized to administer an oath or affirmation(IPC section-181) 1 charges related to false evidence(IPC section-193)
3	Sanjeev Talwar	LUDHIANA	LUDHIANA EAST	INC	5	1	1 charges related to Cheating and dishonestly inducing delivery of property(IPC section-420) 1 charges related to Forgery of valuable security, will, etc.(IPC section-467) 1 charges related to Forgery for purpose of cheating(IPC section-468) 1 charges related to Criminal breach of trust by public servant, or by banker, merchant or agent(IPC section-409) 1 charges related to Causing disappearance of evidence of offence, or giving false information to screen offender(IPC section-201)
<b>Uttarakhand</b>							
1	Arvind Pandey	UDHAM SINGH NAGAR	GADARPUR	BJP	11	12	3 charges related to Voluntarily causing hurt to deter public servant from his duty(IPC section-332) 2 charges related to Promoting enmity between different groups on grounds of religion, race, place of birth, residence, language, etc., and doing acts prejudicial to maintenance of harmony(IPC section-153A) 1 charges related to Deliberate and malicious acts, intended to outrage religious feelings or any class by insulting its religion or religious beliefs(IPC section-295A) 1 charges related to Illegal payments in connection with an election(IPC section-171H) 1 charges related to Murder(IPC section-302) 1 charges related to dacoity(IPC section-395) 1 charges related to voluntarily causing grievous hurt(IPC section-325) 1 charges related to criminal intimidation(IPC section-506)
2	Ganesh Joshi	DEHRADUN	MUSSOORIE	BJP	5	2	1 charges related to House-trespass after preparation for hurt, assault or wrongful restraint(IPC section-452) 1 charges related to Assault or criminal force to woman with intent to outrage her modesty(IPC section-354) 1 charges related to criminal intimidation(IPC section-506)

Data in this Kit is presented in good faith, with an intention to inform voters. MLAs' affidavits obtained from the ECI website ([www.eci.nic.in](http://www.eci.nic.in)) with nomination papers is the source of this analysis.  
Website:-[www.adrindia.org](http://www.adrindia.org), [www.myneta.info](http://www.myneta.info)

S.No.	Name	District	Constituency	Party Name	Serious IPC Counts	Total No of Cases	Brief Details of serious IPC Counts
							1 charges related to Voluntarily causing hurt to deter public servant from his duty(IPC section-332) 1 charges related to Mischief by killing or maiming cattle, etc., of any value or any animal of the value of fifty rupees(IPC section-429)
3	Sahdev Singh Pundir	DEHRADUN	SAHASPUR	BJP	4	3	1 charges related to House-trespass after preparation for hurt, assault or wrongful restraint(IPC section-452) 1 charges related to voluntarily causing grievous hurt(IPC section-325) 1 charges related to Assault or criminal force to woman with intent to outrage her modesty(IPC section-354) 1 charges related to criminal intimidation(IPC section-506)
<b>Manipur*</b>							
1	Okram Henry	IMPHAL EAST	WANGKHEI	INC	3	1	1 charges related to Cheating and dishonestly inducing delivery of property(IPC section-420) 1 charges related to Forgery for purpose of cheating(IPC section-468) 1 charges related to criminal intimidation(IPC section-506)
2	Soibam Subhachandra	IMPHAL WEST	NAORIYA PAKHANGLAKPA	BJP	2	1	1 charges related to Attempt to murder(IPC section-307) 1 charges related to criminal intimidation(IPC section-506)
<b>Goa</b>							
1	Jennifer Monserrate	NORTH GOA	TALEIGAO	INC	6	1	1 charges related to Voluntarily causing hurt by dangerous weapons or means(IPC section-324) 1 charges related to voluntarily causing grievous hurt(IPC section-325) 1 charges related to Voluntarily causing grievous hurt by dangerous weapons or means(IPC section-326) 1 charges related to Voluntarily causing hurt to deter public servant from his duty(IPC section-332) 1 charges related to Voluntarily causing grievous hurt to deter public servant from his duty(IPC section-333) 1 charges related to Mischief by destroying or moving, etc., a land- mark fixed by public authority Mischief by fire or explosive substance with intent to cause damage to amount of one hundred or (in case of agricultural produce) ten rupees(IPC section-435)
2	Michael Vincent Lobo	NORTH GOA	CALANGUTE	BJP	4	2	1 charges related to criminal intimidation(IPC section-506) 1 charges related to Theft in dwelling house, etc.(IPC section-380) 1 charges related to Forgery for purpose of cheating(IPC section-468) 1 charges related to Causing disappearance of evidence of offence, or giving false information to screen offender(IPC section-201)
3	Vinoda Datarama Paliencar	NORTH GOA	SIOLIM	Goa Forward Party	4	1	1 charges related to Criminal breach of trust by public servant, or by banker, merchant or agent(IPC section-409)

S.No.	Name	District	Constituency	Party Name	Serious IPC Counts	Total No of Cases	Brief Details of serious IPC Counts
							1 charges related to Cheating and dishonestly inducing delivery of property(IPC section-420) 1 charges related to Forgery for purpose of cheating(IPC section-468) 1 charges related to Falsification of accounts(IPC section-477A)

**Table: State Wise Top 3 MLAs with serious criminal cases**

*\*Manipur has only 2 MLAs who have declared serious criminal cases against themselves*

## Financial background

- **Crorepati MLAs**: Out of the **689** newly elected MLAs analysed, **540 (78%)** are crorepatis. Out of 682 MLAs analysed during **2012 assembly elections**, **456(67%) MLAs** were crorepatis.
- **State wise crorepati MLAs** : Given below is the state- wise list of crorepati MLAs:

State	Number of MLAs Analyzed	No of Crorepatis	Percentage of Crorepati MLAs
Uttar Pradesh	402	322	80%
Punjab	117	95	81%
Uttarakhand	70	51	73%
Manipur	60	32	53%
Goa	40	40	100%
<b>Total</b>	<b>689</b>	<b>540</b>	<b>78%</b>

Table: State Wise Crorepati MLAs

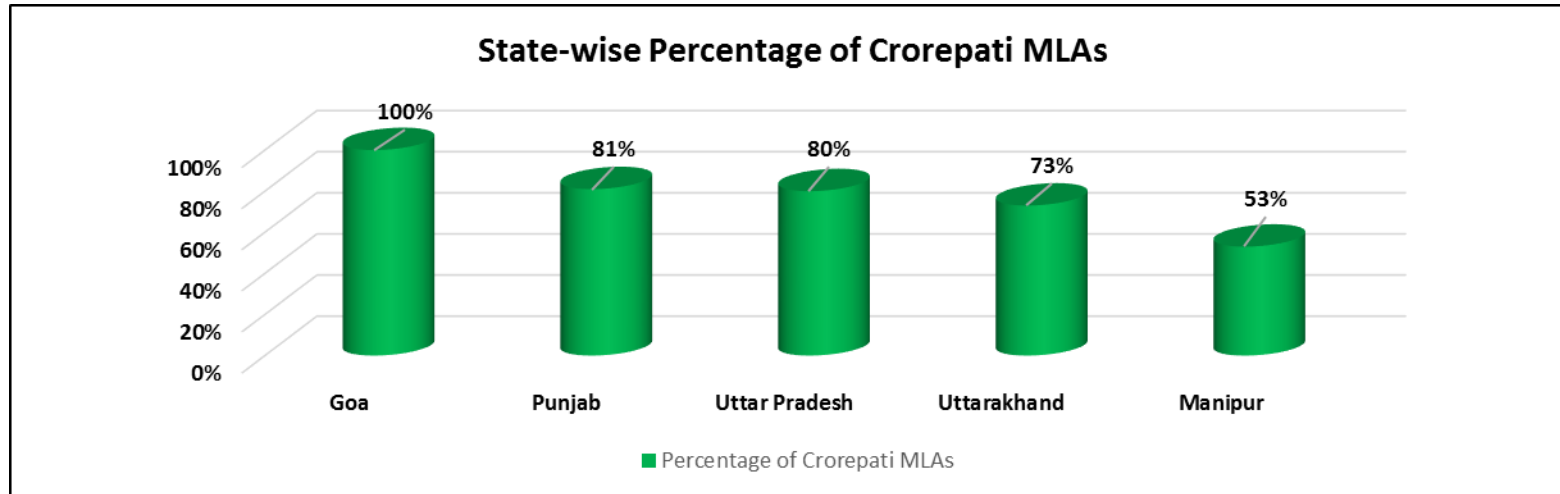


Figure: State-wise Percentage of Crorepati MLAs

Data in this Kit is presented in good faith, with an intention to inform voters. MLAs' affidavits obtained from the ECI website ([www.eci.nic.in](http://www.eci.nic.in)) with nomination papers is the source of this analysis. Website:-[www.adrindia.org](http://www.adrindia.org), [www.myneta.info](http://www.myneta.info)

- **State wise top 3 High asset MLAs\*:**The details of state wise top three MLAs with high assets are given below:

S.No.	Name	District	Constituency	Party	Movable Assets (Rs)	Immovable Assets (Rs)	Total Assets (Rs)	PAN Given
<b>Uttar Pradesh</b>								
1	Shah Alam Urf Guddu Jamali	AZAMGARH	MUBARAKPUR	BSP	1,11,83,97,354	6,92,24,000	1,18,76,21,354 118 Crore+	Y
2	Vinayshankar	GORAKHPUR	CHILLUPAR	BSP	26,01,87,303	41,64,69,500	67,66,56,803 67 Crore+	Y
3	Rani Pakshalika Singh	AGRA	BAH	BJP	3,16,74,813	55,13,24,000	58,29,98,813 58 Crore+	Y
<b>Punjab</b>								
1	Rana Gurjit Singh	KAPURTHALA	KAPURTHALA	INC	1,09,25,25,000	60,64,35,000	1,69,89,60,000 169 Crore+	Y
2	Sukhbir Singh Badal	FAZILKA	JALALABAD	SAD	43,35,33,204	58,72,28,318	1,02,07,61,522 102 Crore+	Y
3	Sukhpal Singh	KAPURTHALA	BHOLATH	AAP	1,02,32,582	65,80,00,000	66,82,32,582 66 Crore+	Y
<b>Uttarakhand</b>								
1	Satpal Maharaj	PAURI GARHWAL	CHAUBATTAKHAL	BJP	6,26,83,612	73,98,71,995	80,25,55,607 80 Crore+	Y
2	Rajesh Shukla	UDHAM SINGH NAGAR	KICHHA	BJP	1,07,86,332	24,90,00,000	25,97,86,332 25 Crore+	Y
3	Qazi Mohd Nizamuddin	HARIDWAR	MANGLORE	INC	18,74,282	21,11,64,000	21,30,38,282 21 Crore+	Y
<b>Manipur</b>								
1	Alfred Kanngam S. Arthur	UKHRUL	UKHRUL	INC	84,23,294	35,61,00,000	36,45,23,294 36 Crore+	N
2	Kshetrimayum Biren Singh	IMPHAL EAST	LAMLAI	INC	4,31,05,173	4,61,60,000	8,92,65,173 8 Crore+	Y
3	Rajkumar Imo Singh	IMPHAL WEST	SAGOLBAND	INC	97,42,346	3,89,78,729	4,87,21,075 4 Crore+	Y

Data in this Kit is presented in good faith, with an intention to inform voters. MLAs' affidavits obtained from the ECI website ([www.eci.nic.in](http://www.eci.nic.in)) with nomination papers is the source of this analysis.  
Website:-[www.adrindia.org](http://www.adrindia.org), [www.myneta.info](http://www.myneta.info)

S.No.	Name	District	Constituency	Party	Movable Assets (Rs)	Immovable Assets (Rs)	Total Assets (Rs)	PAN Given
<b>Goa</b>								
1	Michael Vincent Lobo	NORTH GOA	CALANGUTE	BJP	17,30,51,558	37,29,30,000	54,59,81,558 54 Crore+	Y
2	Pratapsingh R Rane	NORTH GOA	PORIEEM	INC	5,14,15,805	44,86,00,858	50,00,16,663 50 Crore+	Y
3	Pandurang Arjun Madhkaikar	NORTH GOA	CUMBARJUA	BJP	21,50,98,069	10,67,56,780	32,18,54,849 32 Crore+	Y

**Table: State wise top three MLAs with highest declared assets**

\*Total Assets includes income of self, spouse and dependents.

- **State wise top 3 Low asset MLAs:** There are no MLAs in Goa who have declared low assets. The details of state wise top three MLAs with low assets are given below:

S.No.	Name	District	Constituency	Party Name	Movable Assets (Rs)	Immovable Assets (Rs)	Total Assets (Rs)	PAN Given
<b>Uttar Pradesh</b>								
1	Ajay Kumar Lallu	KUSHI NAGAR	TAMKUHI RAJ	INC	3,29,072	0	3,29,072 3 Lacs+	Y
2	Dhananjay	BALLIA	BELTHARA ROAD (SC)	BJP	3,77,000	0	3,77,000 3 Lacs+	Y
3	Manisha	HAMIRPUR	RATH (SC)	BJP	6,33,593	0	6,33,593 6 Lacs+	Y
<b>Punjab</b>								
1	Rupinder Kaur Ruby	BATHINDA	BATHINDA RURAL (SC)	AAP	1,74,831	0	1,74,831 1 Lacs+	N
2	Kulwant Singh Pandori	SANGRUR	MEHAL KALAN (SC)	AAP	2,70,448	0	2,70,448 2 Lacs+	Y
3	Pirmal Singh Dhaura	BARNALA	BHADAUR (SC)	AAP	3,02,457	0	3,02,457 3 Lacs+	Y
<b>Uttarakhand</b>								
1	Prem Singh	UDHAM SINGH NAGAR	NANAK MATTA(ST)	BJP	7,53,515	9,50,000	17,03,515 17 Lacs+	Y
2	Shakti Lal Shah	TEHRI GARHWAL	GHANSHALI(SC)	BJP	8,37,600	11,50,000	19,87,600	Y

Data in this Kit is presented in good faith, with an intention to inform voters. MLAs' affidavits obtained from the ECI website ([www.eci.nic.in](http://www.eci.nic.in)) with nomination papers is the source of this analysis.  
Website:-[www.adrindia.org](http://www.adrindia.org), [www.myneta.info](http://www.myneta.info)

S.No.	Name	District	Constituency	Party Name	Movable Assets (Rs)	Immovable Assets (Rs)	Total Assets (Rs)	PAN Given
							19 Lacs+	
3	Meena Gangola	PITHORAGARH	GANGOLIHAT(SC)	BJP	11,14,469*	22,00,000*	33,14,469 33 Lacs+	Y
<b>Manipur</b>								
1	Heikham Dingo Singh	IMPHAL WEST	SEKMAI(SC)	BJP	4,28,000	5,00,000	9,28,000 9 Lacs+	Y
2	Ashab Uddin	IMPHAL EAST	JIRIBAM	IND	5,53,800*	5,60,000*	11,13,800 11 Lacs+	Y
3	Laishram Radhakishore Singh	BISHNUPUR	OINAM	BJP	4,60,329	8,00,000	12,60,329 12 Lacs+	Y

**Table: State wise top 3 MLAs with lowest declared assets**

\*on assets value indicates that the MLAs has not provided the total in their affidavits, it has been calculated on the basis of details provided by them in the same

- **State wise top 3 MLAs with high liabilities:** The details of state wise top three MLAs who have declared high liabilities are given below:

S.No.	Name	District	Constituency	Party Name	Total Assets(Rs)	Liabilities (Rs)	Disputed liabilities (Rs)
<b>Uttar Pradesh</b>							
1	Nand Gopal Gupta Nandi	ALLAHABAD	ALLAHABAD SOUTH	BJP	57,11,03,000 57 Crore+	26,02,65,000 26 Crore+	0
2	Jagan Prasad Garg	AGRA	AGRA NORTH	BJP	16,78,04,565 16 Crore+	11,47,85,000 11 Crore+	0
3	Om Kumar	BIJNOR	NEHTAUR (SC)	BJP	43,51,76,360 43 Crore+	11,28,37,870 11 Crore+	0
<b>Punjab</b>							
1	Rana Gurjit Singh	KAPURTHALA	KAPURTHALA	INC	1,69,89,60,000 169 Crore+	81,71,22,000 81 Crore+	0
2	Sukhbir Singh Badal	FAZILKA	JALALABAD	SAD	1,02,07,61,522 102 Crore+	# 39,86,61,119 39 Crore+	6,69,000 6 Lacs+
3	Aman Arora	SANGRUR	SUNAM	AAP	65,88,61,000 65 Crore+	15,48,84,000 15 Crore+	0
<b>Uttarakhand</b>							
1	Harbhajan Singh Cheema	UDHAM SINGH NAGAR	KASHIPUR	BJP	5,52,72,423 5 Crore+	# 21,65,65,000* 21 Crore+	17,41,00,000 17 Crore+

Data in this Kit is presented in good faith, with an intention to inform voters. MLAs' affidavits obtained from the ECI website ([www.eci.nic.in](http://www.eci.nic.in)) with nomination papers is the source of this analysis.  
Website:-[www.adrindia.org](http://www.adrindia.org), [www.myneta.info](http://www.myneta.info)

S.No.	Name	District	Constituency	Party Name	Total Assets(Rs)	Liabilities (Rs)	Disputed liabilities (Rs)
2	Surendra Singh Jeena	ALMORA	SULT	BJP	10,52,98,662 10 Crore+	6,84,11,970 6 Crore+	0
3	Sanjeev Arya	NAINITAL	NAINITAL(SC)	BJP	4,25,30,578 4 Crore+	2,49,86,000 2 Crore+	0
<b>Manipur</b>							
1	Okram Henry	IMPHAL EAST	WANGKHEI	INC	1,92,34,357 1 Crore+	6,08,28,534 6 Crore+	0
2	Konhoujam Govindas	BISHNUPUR	BISHENPUR	INC	4,38,21,788 4 Crore+	2,70,21,000 2 Crore+	0
3	Kangujam Ranjit Singh	THOUBAL	SUGNOO	INC	3,22,07,388 3 Crore+	98,14,577 98 Lacs+	0
<b>Goa</b>							
1	Vishwajit Pratapsingh Rane	NORTH GOA	VALPOI	INC	21,31,05,484 21 Crore+	11,29,94,840 11 Crore+	0
2	Michael Vincent Lobo	NORTH GOA	CALANGUTE	BJP	54,59,81,558 54 Crore+	10,09,71,703 10 Crore+	0
3	Nilesh Cabral	SOUTH GOA	CURCHOREM	BJP	19,95,57,261 19 Crore+	8,81,37,280 8 Crore+	0

**Table: State –wise top three MLAs with high liabilities**

\*on assets value indicates that the MLAs has not provided the total in their affidavits, it has been calculated on the basis of details provided by them in the same  
# Disputed Liabilities

• **State wise Overall PAN Report of MLAs**

S.No	State	Total Number of MLAs Analyzed	Number of MLAs who have given PAN details	Number of MLAs who have not given PAN Details	Percentage pf MLAs who have not given PAN Details
1	Uttar Pradesh	402	398	4	1%
2	Punjab	117	115	2	2%
3	Uttarakhand	70	70	0	0%
4	Manipur	60	58	2	3%
5	Goa	40	40	0	0%
<b>Total</b>		<b>689</b>	<b>681</b>	<b>8</b>	<b>1%</b>

**Table: State-wise overall PAN report of MLAs**

Data in this Kit is presented in good faith, with an intention to inform voters. MLAs' affidavits obtained from the ECI website ([www.eci.nic.in](http://www.eci.nic.in)) with nomination papers is the source of this analysis.  
Website:-[www.adrindia.org](http://www.adrindia.org), [www.myneta.info](http://www.myneta.info)



## Income Tax Details

• **State wise Total MLAs who have not declared Income Tax Details\*:**

S.No.	State	Total Number of MLAs Analysed	Total Number of MLAs who have filed ITR	Total Number of MLAs who have not filed ITR	Percentage of MLAs who have not filed ITR
1	Uttar Pradesh	402	347	55	14 %
2	Punjab	117	107	10	9 %
3	Uttarakhand	70	63	7	10 %
4	Manipur	60	42	18	30 %
5	Goa	40	40	0	0%
Total		689	599	90	13%

Table: State-wise MLAs who have not declared Income Tax Details

\* Some MLAs may be exempted from filing Income Tax Returns

• **State wise top 3 MLAs with high income as declared in ITR\*:** The table below shows state-wise 3 MLAs who have declared highest income in their Income Tax Returns.

S.No.	Name	Party	Constituency	District	Total Asset (Rs)	The financial year for which the last income tax return has been filed by winner	Total income shown by winner in ITR (Self+Spouse+Dependent) (Rs)	Self income shown by winner in ITR (Rs)
<b>Uttar Pradesh</b>								
1	Uma Shankar Singh	BSP	RASARA	BALLIA	40,19,86,172 <b>40 Crore+</b>	2015-2016	4,88,85,350 <b>4 Crore+</b>	3,13,71,470 <b>3 Crore+</b>
2	Sahender Singh	RLD	CHHAPRAULI	BAGHPAT	38,04,96,393 <b>38 Crore+</b>	2015-2016	2,34,15,209 <b>2 Crore+</b>	56,92,649 <b>56 Lacs+</b>
3	Shah Alam Urf Guddu Jamali	BSP	MUBARAKPUR	AZAMGARH	1,18,76,21,354 <b>118 Crore+</b>	2015-2016	1,90,38,551 <b>1 Crore+</b>	1,73,33,415 <b>1 Crore+</b>
<b>Punjab</b>								
1	Navjot Singh Sidhu	INC	AMRITSAR EAST	AMRITSAR	45,90,98,908 <b>45 Crore+</b>	2015-2016	9,90,99,930 <b>9 Crore+</b>	9,66,28,470 <b>9 Crore+</b>

Data in this Kit is presented in good faith, with an intention to inform voters. MLAs' affidavits obtained from the ECI website ([www.eci.nic.in](http://www.eci.nic.in)) with nomination papers is the source of this analysis. Website:-[www.adrindia.org](http://www.adrindia.org), [www.myneta.info](http://www.myneta.info)

S.No.	Name	Party	Constituency	District	Total Asset (Rs)	The financial year for which the last income tax return has been filed by winner	Total income shown by winner in ITR (Self+Spouse+Dependent) (Rs)	Self income shown by winner in ITR (Rs)
2	Aman Arora	AAP	SUNAM	SANGRUR	65,88,61,000 65 Crore+	2015-2016	4,23,91,349 4 Crore+	1,52,33,276 1 Crore+
3	Rana Gurjit Singh	INC	KAPURTHALA	KAPURTHALA	1,69,89,60,000 169 Crore+	2015-2016	2,98,06,967 2 Crore+	2,93,67,212 2 Crore+
<b>Uttarakhand</b>								
1	Satpal Maharaj	BJP	CHAUBATTAKHAL	PAURI GARHWAL	80,25,55,607 80 Crore+	2015-2016	1,01,87,565 1 Crore+	83,89,491 83 Lacs+
2	Surendra Singh Jeena	BJP	SULT	ALMORA	10,52,98,662 10 Crore+	2016-2017	76,26,241 76 Lacs+	70,97,895 70 Lacs+
3	Saurabh Bahuguna	BJP	SITARGANJ	UDHAM SINGH NAGAR	6,80,68,318 6 Crore+	2016-2017	55,93,031 55 Lacs+	21,69,696 21 Lacs+
<b>Manipur</b>								
1	Kshetrimayum Biren Singh	INC	LAMLAI	IMPHAL EAST	8,92,65,173 8 Crore+	2015-2016	2,21,71,827 2 Crore+	7,50,500 7 Lacs+
2	Kangujam Ranjit Singh	INC	SUGNOO	THOUBAL	3,22,07,388 3 Crore+	2015-2016	34,38,207 34 Lacs+	13,54,700 13 Lacs+
3	Konhoujam Govindas	INC	BISHENPUR	BISHNUPUR	4,38,21,788 4 Crore+	2015-2016	27,75,210 27 Lacs+	18,93,240 18 Lacs+
<b>Goa</b>								
1	Michael Vincent Lobo	BJP	CALANGUTE	NORTH GOA	54,59,81,558 54 Crore+	2016-2017	3,25,27,303 3 Crore+	1,63,23,004 1 Crore+
2	Rohan Khaunte	IND	PROVORIM	NORTH GOA	9,34,03,413 9 Crore+	2015-2016	1,70,43,238 1 Crore+	1,51,21,619 1 Crore+
3	Vishwajit Pratapsingh Rane	INC	VALPOI	NORTH GOA	21,31,05,484 21 Crore+	2016-2017	1,16,00,371 1 Crore+	69,47,870 69 Lacs+

**Table: State wise top 3 MLAs with high income as declared in income tax returns**

\*Total income includes income of self, spouse and dependents

### Other Background Details

- **Education Details of MLAs:** 193 (28%) MLAs have declared their education qualification to be between 5<sup>th</sup> pass and 12<sup>th</sup> pass while 473 (69%) MLAs have declared having an educational qualification of graduate or above.

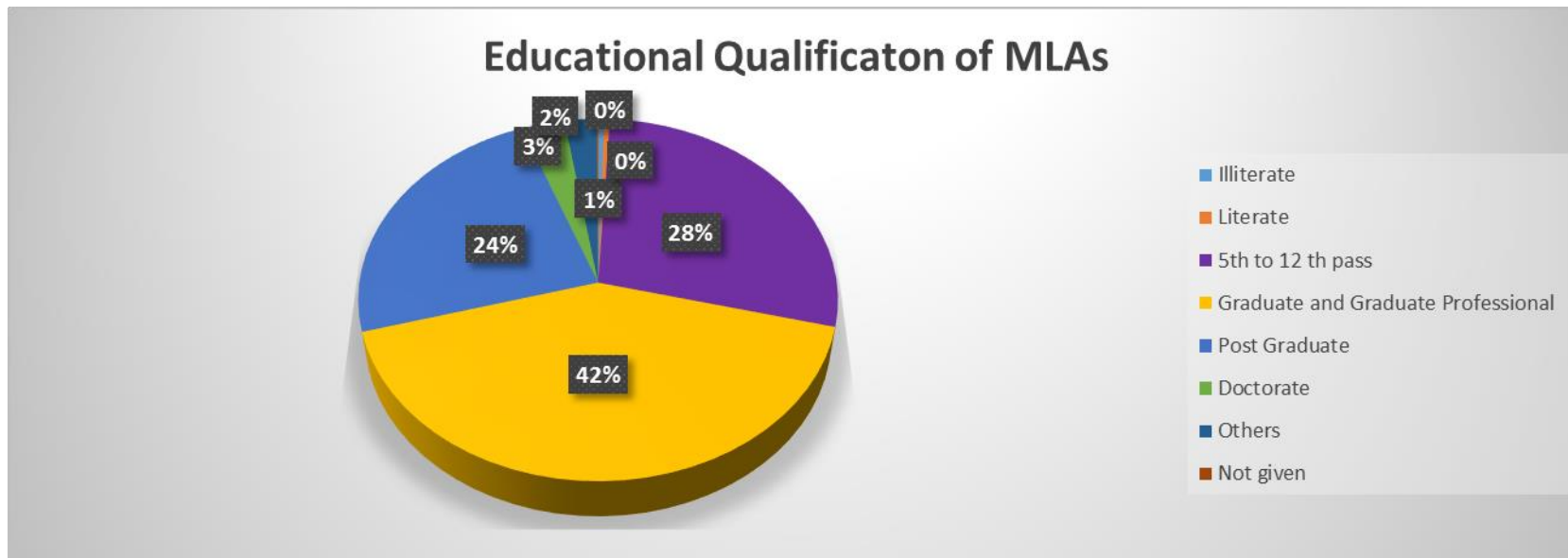


Figure: Analysis of MLAs on the basis of educational qualification

Education Group	Number of MLAs analyzed
Illiterate	3
Literate	3
5 <sup>th</sup> Pass	2
8 <sup>th</sup> Pass	32
10 <sup>th</sup> Pass	72
12 <sup>th</sup> Pass	87

Data in this Kit is presented in good faith, with an intention to inform voters. MLAs' affidavits obtained from the ECI website ([www.eci.nic.in](http://www.eci.nic.in)) with nomination papers is the source of this analysis. Website:-[www.adrindia.org](http://www.adrindia.org), [www.myneta.info](http://www.myneta.info)

Education Group	Number of MLAs analyzed
Graduate	183
Graduate Professional	105
Post Graduate	164
Doctorate	21
Others	16
Not Given	1
<b>Total</b>	<b>689</b>

Table: Analysis of MLAs on the basis of educational qualification

- **Age Details of MLAs:** 329 (48%) MLAs have declared their age to be between 25 and 50 years while 358 (52%) MLAs have declared their age to be between 51 and 80 years. 1 MLA has declared his age to be above 80 years .

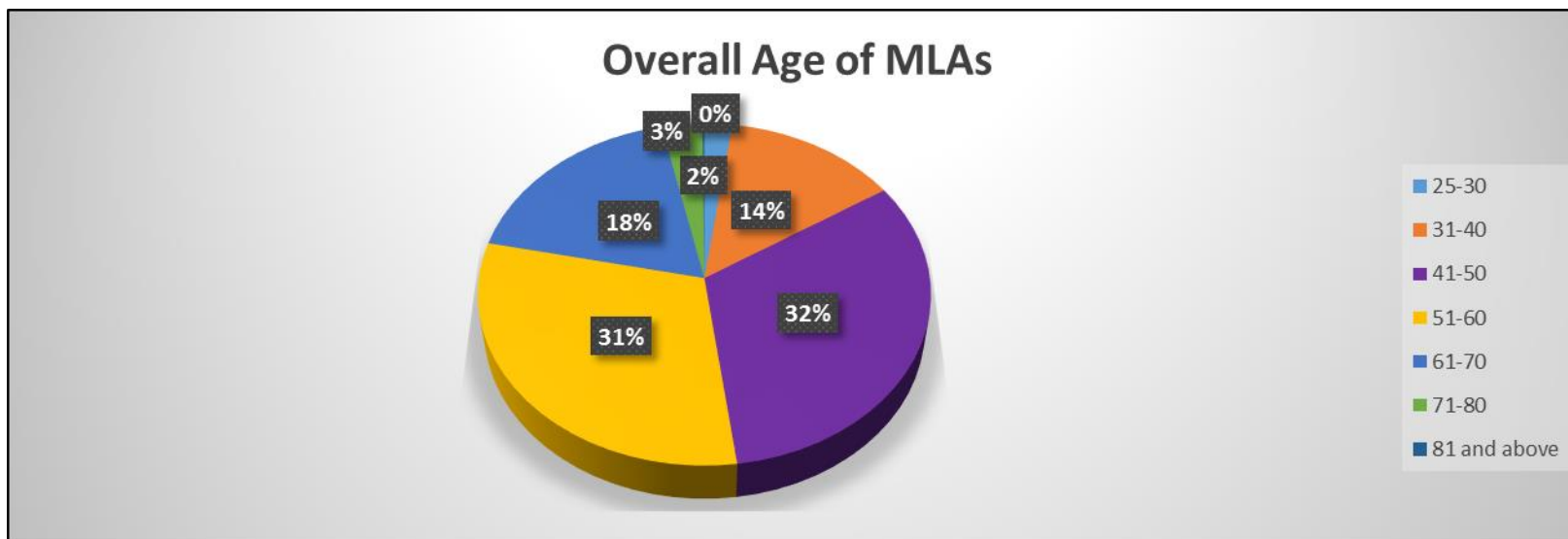


Figure: Analysis of MLAs on the basis of age groups

Age Group (in Years )	Number of MLAs Analyzed
Unknown	1
25-30	14
31-40	96
41-50	219
51-60	211
61-70	125
71-80	22
81 and above	1
<b>Total</b>	<b>689</b>

Table: Analysis of MLAs on the basis of age groups

- **State-wise Gender details of MLAs:** Out of 689 MLAs, 55(8%) MLAs are women. In 2012, out of 682 MLAs, 61 (9%) MLAs were women.

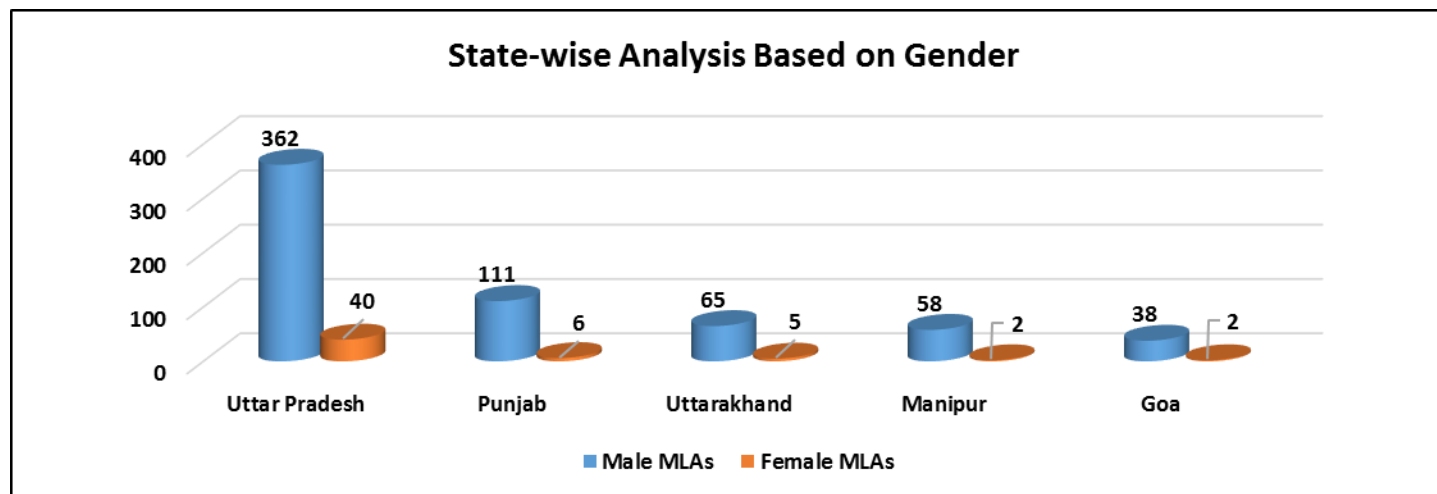


Figure: State- wise Gender Details of MLAs

Data in this Kit is presented in good faith, with an intention to inform voters. MLAs' affidavits obtained from the ECI website ([www.eci.nic.in](http://www.eci.nic.in)) with nomination papers is the source of this analysis. Website:-[www.adrindia.org](http://www.adrindia.org), [www.myneta.info](http://www.myneta.info)

S.No	States	Total MLAs Analysed	Men	Women	Percentage of Women MLAs
1.	Uttar Pradesh	402	362	40	10%
2.	Punjab	117	111	6	5%
3.	Uttarakhand	70	65	5	7%
4.	Manipur	60	58	2	3%
5.	Goa	40	38	2	5%
<b>Total</b>		<b>689</b>	<b>634</b>	<b>55</b>	<b>8%</b>

**Table: State-wise Analysis Based on Gender**

### Asset Comparison of Re-elected MLAs

• **State-wise Top 3 Highest Increase in Assets of Re-Elected MLAs (Sort by increase in rupees)**

S.No.	Name	Party in 2017	Party in 2012	Constituency in 2017	Constituency in 2012	Assets in 2017(in Rs.)	Assets in 2012( in Rs)	Asset Increase/ Decrease ( in Rs)	% Increase/decrease in Asset
<b>Uttar Pradesh</b>									
1.	Shah Alam Urf Guddu Jamali	BSP	BSP	MUBARAKPUR	MUBARAKPUR	1,18,76,21,354 118 Crore+	54,44,23,098 54 Crore+	64,31,98,256 64 Crore+	118%
2.	Om Kumar	BJP	BSP	NEHTAUR (SC)	NEHTAUR (SC)	43,51,76,360 43 Crore+	23,41,71,142 23 Crore+	20,10,05,218 20 Crore+	86%
3.	Uma Shankar Singh	BSP	BSP	RASARA	RASARA	40,19,86,172 40 Crore+	20,75,63,588 20 Crore+	19,44,22,584 19 Crore+	94%
<b>Punjab</b>									
1	Rana Gurjit Singh	INC	INC	KAPURTHALA	KAPURTHALA	1,69,89,60,000 169 Crore+	68,48,36,000 68 Crore+	1,01,41,24,000 101 Crore+	148%
2	Sunder Sham Arora	INC	INC	HOSHIARPUR	HOSHIARPUR	44,60,75,000 44 Crore+	21,76,84,000 21 Crore+	22,83,91,000 22 Crore+	105%
3	Bikram Singh	SAD	SAD	MAJITHA	MAJITHA	25,22,80,202 25 Crore+	11,21,18,806 11 Crore+	14,01,61,396 14 Crore+	125%
<b>Uttarakhand</b>									
1	Rekha Arya	BJP	INC	SOMESHWAR(SC)	SOMESHWAR (SC) : BYE-ELECTION ON 21-07-2014	12,78,13,693 12 Crore+	6,72,15,490 6 Crore+	6,05,98,203 6 Crore+	90%
2	Pritam Singh	INC	INC	CHAKRATA(ST)	CHAKRATA (ST)	8,10,21,731 8 Crore+	2,78,34,140 2 Crore+	5,31,87,591 5 Crore+	191%
3	Surendra Singh Jeena	BJP	BJP	SULT	SALT	10,52,98,662 10 Crore+	7,04,26,727 7 Crore+	3,48,71,935 3 Crore+	50%
<b>Manipur</b>									
1	Kshetrimayum Biren Singh	INC	INC	LAMLAI	LAMLAI	8,92,65,173 8 Crore+	5,22,22,431 5 Crore+	3,70,42,742 3 Crore+	71%
2	Rajkumar Imo Singh	INC	MSCP	SAGOLBAND	SAGOIBAND	4,87,21,075	2,72,29,488	2,14,91,587	79%

Data in this Kit is presented in good faith, with an intention to inform voters. MLAs' affidavits obtained from the ECI website ([www.eci.nic.in](http://www.eci.nic.in)) with nomination papers is the source of this analysis.  
Website:-[www.adrindia.org](http://www.adrindia.org), [www.myneta.info](http://www.myneta.info)

S.No.	Name	Party in 2017	Party in 2012	Constituency in 2017	Constituency in 2012	Assets in 2017(in Rs.)	Assets in 2012( in Rs)	Asset Increase/ Decrease ( in Rs)	% Increase/decrease in Asset
						4 Crore+	2 Crore+	2 Crore+	
3	Nameirakpam Loken Singh	INC	INC	NAMBOL	NAMBOL	3,49,21,871 3 Crore+	1,57,15,551 1 Crore+	1,92,06,320 1 Crore+	122%
<b>Goa</b>									
1	Michael Vincent Lobo	BJP	BJP	CALANGUTE	CALANGUTE	54,59,81,558 54 Crore+	20,69,61,603 20 Crore+	33,90,19,955 33 Crore+	164%
2	Pratapsingh R Rane	INC	INC	PORIEM	PORIEM	50,00,16,663 50 Crore+	25,87,37,748 25 Crore+	24,12,78,915 24 Crore+	93%
3	Pandurang Arjun Madkaikar	BJP	INC	CUMBARJUA	CUMBARJUA	32,18,54,849 32 Crore+	12,37,46,748 12 Crore+	19,81,08,101 19 Crore+	160%

**State-wise Top 3 Highest Increase in Assets of Re-Elected MLAs**



## How information is disseminated?



### [www.myneta.info](http://www.myneta.info)

Provides full information of criminal cases, asset, liability and education details declared by candidates in the self sworn affidavits filed by them prior to contesting Lok Sabha and State Assembly elections.

### [www.adrindia.org](http://www.adrindia.org)

Provides detailed analytical reports of Lok Sabha, state assembly, local body elections and financial reports of political parties.



Get information by SMS the users have to send  
**MYNETA <PINCODE> or <CONSTITUENCY>**  
to 56070 or 9246556070



**1800-110-440**  
Mon to Fri : 10 am to 6 pm



**Twitter:** [www.twitter.com/adrspeaks](http://www.twitter.com/adrspeaks)

**Facebook page:** [www.facebook.com/adr.new](http://www.facebook.com/adr.new)  
[www.facebook.com/myneta.info](http://www.facebook.com/myneta.info)

**You Tube:** [www.youtube.com/adrspeaks](http://www.youtube.com/adrspeaks)



#### **Myneta:**

The Criminal, Financial, Educational and other background information self declared by candidates in their affidavits during elections is now available on your mobile phones.

#### **Election Watch Reporter :**

This app enables citizens with a tool to capture violation of election related laws and the code of conduct.

Both the applications are available on Google Play Store.



## Contact Details

### Uttar Pradesh Election Watch

<p><b>Mr. Sanjay Singh</b> Coordinator +91-94151-14151 sanjaysingh033@gmail.com</p>	<p><b>Dr Lenin</b> Coordinator +91-99355-99333 +91-99355-99330 lenin@pvchr.asia</p>	<p><b>Mr. Sanjay Rai</b> Coordinator +91-522 2349-556 +91-9415121462 <a href="mailto:sanjaykrai@yahoo.com">sanjaykrai@yahoo.com</a></p>	<p><b>Mr. Anil Sharma</b> Coordinator +91-9794497744 anilsharmaorai21@gmail.com, anilsharma21@@gmail.com</p>	<p><b>Mr. Mahesh Anand</b> Coordinator +91-94152-33694 +91-99367-47774 gramswarajsamiti@gmail.com</p>
---	---	---	--	---

### Punjab Election Watch

<p><b>Mr. Jaskirat Singh</b> State Co-ordinator +91-93160-84953 jaskirats@gmail.com</p>	<p><b>Parvinder Singh Kittna</b> State Co-ordinator +91 9814313162 pavikittna@gmail.com</p>
---	---

### Uttarakhand Election Watch

<p><b>Mr. BP Maithani</b> Coordinator +91-9012878346 <a href="mailto:maithani_56@yahoo.com">maithani_56@yahoo.com</a></p>	<p><b>Dr. Ravi Chopra</b> Coordinator 0135-2773849, +91-9411135976 <a href="mailto:psiddoon@gmail.com">psiddoon@gmail.com</a></p>	<p><b>Mr. Girija Pande</b> Coordinator +91-9412351759 <a href="mailto:girija.pande@gmail.com">girija.pande@gmail.com</a></p>
---	---	--

### Manipur Election Watch

<p><b>Mr Miranjan Loitongbam</b> Coordinator +91 9089342028 <a href="mailto:miranjan@gmail.com">miranjan@gmail.com</a></p>
--

**Goa Election Watch**

Mr. Bhasker Assoldekar  
+91-98203-53159  
[vibhanatural@hotmail.com](mailto:vibhanatural@hotmail.com)

**National Election Watch/Association for Democratic Reforms**

<p><b>Media and Journalist Helpline</b></p> <p>+91 80103 94248 Email: <a href="mailto:adr@adrindia.org">adr@adrindia.org</a></p>	<p><b>Maj.Gen. Anil Verma (Retd) Head</b></p> <p>National Election Watch, Association for Democratic Reforms 011 4165 4200, +91 88264 79910 adr@adrIndia.org, <a href="mailto:anilverma@adrindia.org">anilverma@adrindia.org</a></p>	<p><b>Prof JagdeepChhokar IIM Ahmedabad (Retd.) Founder Member,</b></p> <p>National Election Watch, Association for Democratic Reforms +91 99996 20944 jchhokar@gmail.com</p>	<p><b>Prof TrilochanSastry IIM Bangalore Founder Member,</b></p> <p>National Election Watch, Association for Democratic Reforms +91 94483 53285 trilochans@iimb.ernet.in</p>
--	--	---	--

**DISCLAIMER**

All information in this report has been taken from the website of Election Commission of India (<http://affidavitarchive.nic.in/>). **ADR does not add or subtract any information, unless the EC changes the data. In particular, no unverified information from any other source is used.** While all efforts have been made to ensure that the information is in keeping with what is available in the ECI website, in case of discrepancy between information in this report and that given in the ECI website, the information available ECI website should be treated as correct. Association for Democratic Reforms, National Election Watch and their volunteers are not responsible or liable for any damage arising directly or indirectly from the publication of this report.