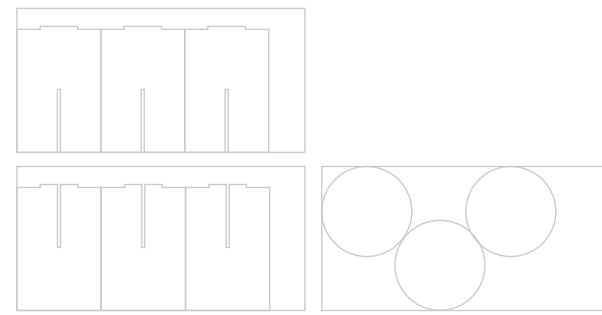


**3 Top**  
Scale: 1/2" = 1'



**Sample Layout: 3 Tables Shown**



**Material Reference**

**Material**

**WD-1** 3/4" Baltic Birch Plywood  
(or similar, CNC routed)

**Notes:** Final fitment should be snug after light sanding. Ideally, no additional fasteners needed but open to minimal hardware/alt solutions.

Underside of top circle could get a taper but not entirely needed.

**General Notes**

- Drawing is for general reference only. Final to be verified during testing & during production.

# Cody Hartleben

3570 W Dickens Ave #1  
Chicago IL, 60647  
(715) 881-0496

**Project**

—  
Cocktail Table  
Prototype 1

**Project No.**

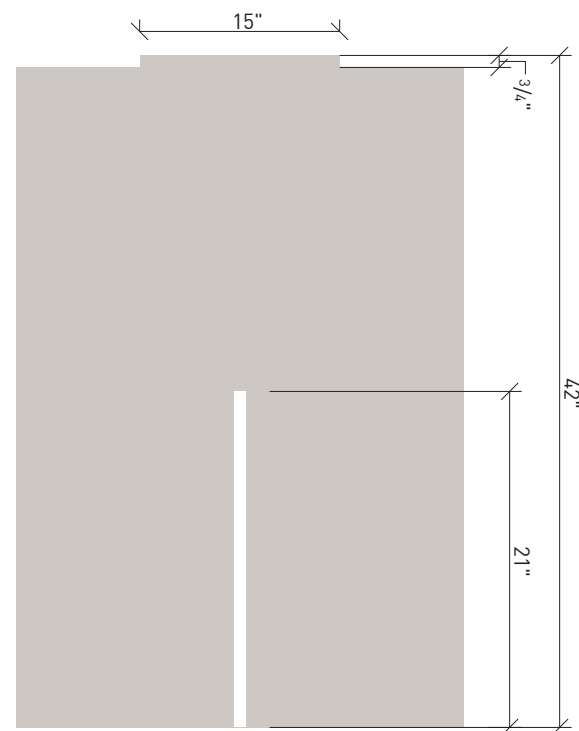
—  
1002.21

**Document**

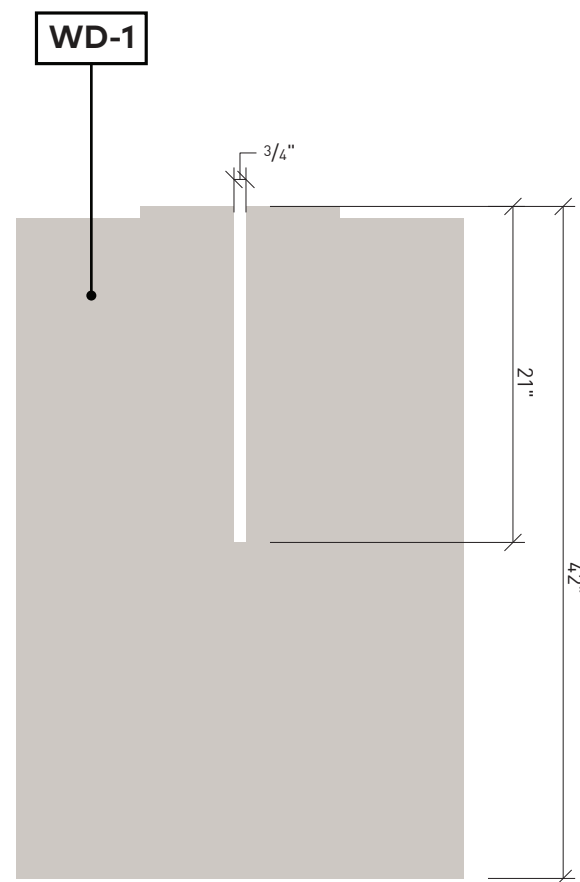
—  
Design Intent  
Cocktail Table

**Issue**


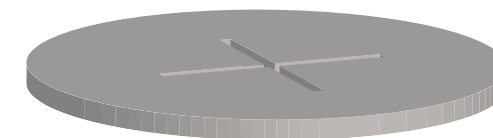
—  
Version 1  
2020.07.27



**1 Panel 01**  
Scale: 1/2" = 1'



**2 Panel 02**  
Scale: 1/2" = 1'



**4 Render View**

**Drawn By**

—  
CH

**Sheet**

—  
**1.01**