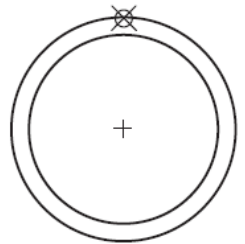
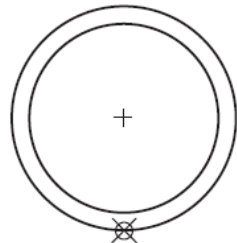


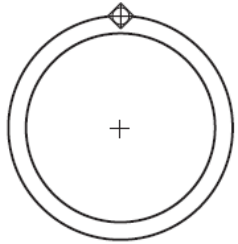
- ⊗ DENOTES MONITORING THERMOCOUPLE LOCATION ON OUTER SURFACE
- ⊕ DENOTES CONTROL THERMOCOUPLE LOCATION ON OUTER SURFACE



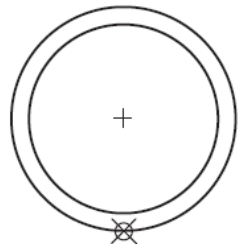
PLANE A  
EDGE OF HEATED BAND



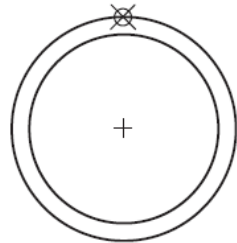
PLANE B  
EDGE OF SOAK BAND



PLANE C  
WELD CENTERLINE



PLANE D  
EDGE OF SOAK BAND



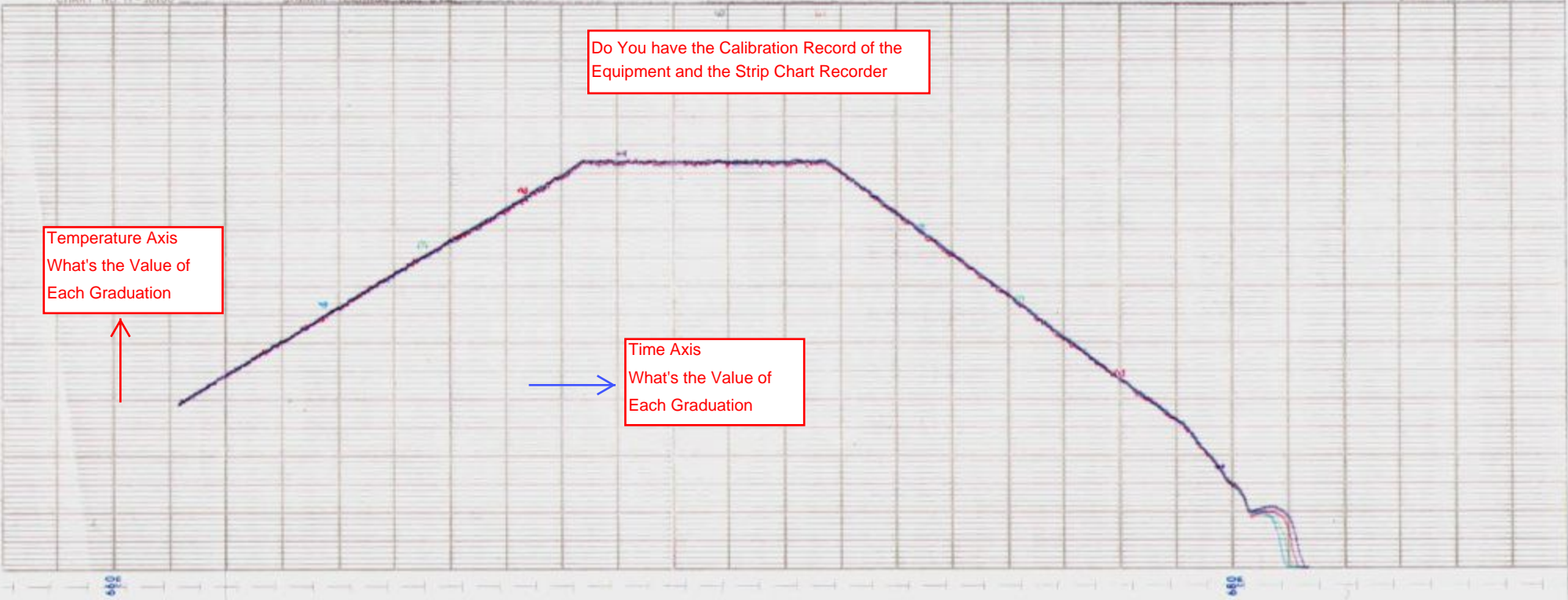

PLANE E  
EDGE OF HEATED BAND

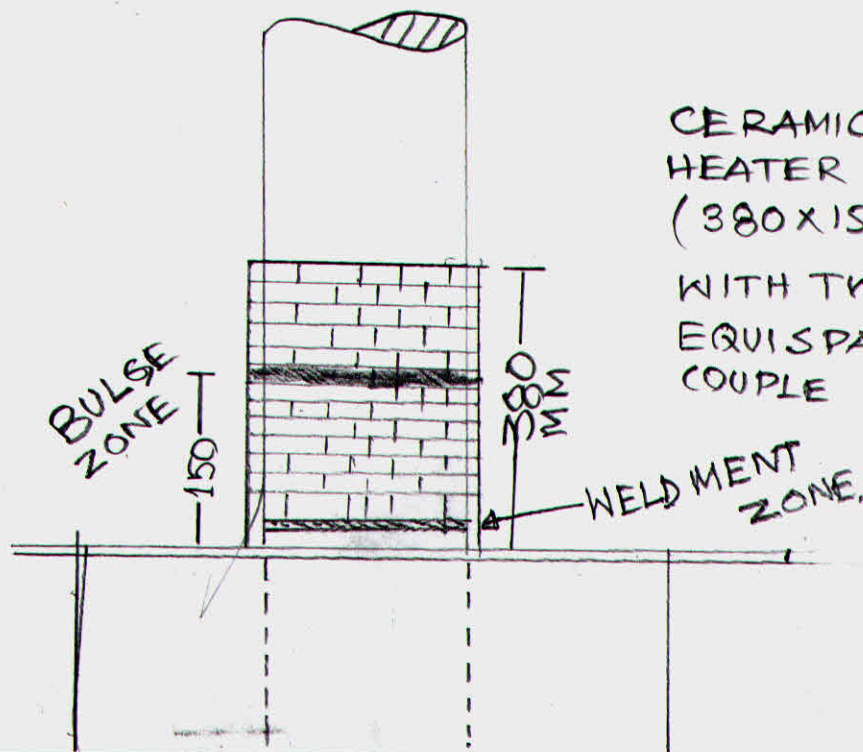
Do You have the Calibration Record of the Equipment and the Strip Chart Recorder

Temperature Axis  
What's the Value of Each Graduation



Time Axis  
What's the Value of Each Graduation





CERAMIC PAD  
 HEATER 60V, 2.7KW  
 (380 X 150)

WITH TWO NOS OF  
 EQUISPACED THERMO-  
 COUPLE

Please indicate the location of the thermocouples?  
 Location only on weld seams?  
 How about in the equalization zone of the heating pad?--Not Required by many heat treaters but Preferred by AWS -D-10.10

