

ISSN 1916-9736 (Print)  
ISSN 1916-9744 (Online)

# **GLOBAL JOURNAL OF HEALTH SCIENCE**

**Vol. 14 No. 2, February 2022**



**CANADIAN CENTER OF SCIENCE AND EDUCATION®**

The paper is available at URL:

<https://ccsenet.org/journal/index.php/gjhs/article/view/0/46717>

## Editorial Board

### *Editor-in-Chief*

Gabriele Messina, University of Siena, Italy

### *Associate Editors*

Diadie Maiga, World Health Organization, Regional Office for Africa, Congo

Lorxy Daws, British Columbia Masterzon Institute, Canada

Meng Zhao, Texas A&M University at Corpus Christi, USA

Ru-Jeng Teng, Medical College of Wisconsin, USA

### *Editorial Assistant*

Erica Grey, Canadian Center of Science and Education, Canada

### *Reviewers*

Abdulbari Bener <i>Turkey</i>	France Ncube <i>Zimbabwe</i>	Montarat Thavorncharoensap <i>Thailand</i>
Abin Varghese <i>India</i>	Francisco Rodenas Rigla <i>Spain</i>	Myo Nyein Aung <i>Thailand</i>
Abiodun Ademiran <i>Nigeria</i>	Gavric Zivana <i>Bosnia and Herzegovina</i>	Misheck Dube <i>South Africa</i>
Ahmed M Ballo <i>Canada</i>	Gabriel Gulis <i>Denmark</i>	Natasha Azopardi <i>Muscat Malta</i>
Ahmed Hassan Ghada <i>Egypt</i>	Georgann Valerie Weissman <i>USA</i>	Pedram Iraimaneh <i>Iran</i>
Althea Jane Gamble Blakey <i>New Zealand</i>	Gunta Bēta <i>Latvia</i>	Pi-Ming Yeh <i>USA</i>
Anna Pokusa Fenny <i>Ghana</i>	Hadi M Mamodu <i>USA</i>	Piotr Rabinik <i>Poland</i>
Amy Clemente-Cortez <i>Canada</i>	Helen Lida Smits <i>USA</i>	Polly Young <i>New Zealand</i>
Amy E Jetton <i>USA</i>	Hilal Hamood Alrabhi <i>Oman</i>	Pradnya V Kakodkar <i>India</i>
Ana Maria Antao <i>Portugal</i>	Hoeng-Jyh Tsai <i>Taiwan</i>	Pranshu Sahgal <i>USA</i>
Angel Alfonso Velarde Lopez <i>Guatemala</i>	Hilmya Yardimeci <i>Turkey</i>	Radu Iulian Spataru <i>Romania</i>
Angus N Obi <i>Nigeria</i>	Jaimie Hinzpeter <i>Chile</i>	Raildo da Silva Coqueiro <i>Brazil</i>
António Calha <i>Portugal</i>	Jan Christina <i>Czech Republic</i>	Raymond Jugessar <i>Guyana</i>
Aria Gkoulalas-Divanis <i>USA</i>	Jason Tsai <i>UK</i>	Raywat Deenanandan <i>Canada</i>
Arpad Kovacs <i>Hungary</i>	Jeffery T Spickett <i>Australia</i>	Regina E. Eila <i>Nigeria</i>
Ayesha Johnson <i>USA</i>	Jingxian Cai <i>USA</i>	Robert Sloss <i>Japan</i>
Basak Baglama <i>Cyprus</i>	José Joaquín Mira <i>Spain</i>	Roslyn Kane <i>UK</i>
Bruria Adini <i>Israel</i>	Jose R Cordon <i>Spain</i>	Sá Giulian César <i>Brazil</i>
Carlos Aceves-Gonzalez <i>Mexico</i>	Judie Anulappan <i>Oman</i>	Samir Othman <i>Iraq</i>
Carlos Martin Ardila <i>Colombia</i>	Karthick R Balapala <i>Malaysia</i>	Sartha James <i>Australia</i>
Darampal Dambhare <i>India</i>	Keun-Young Jeong <i>Korea, Republic of</i>	Sara Melo <i>UK</i>
David John Lindsay <i>Australia</i>	Kim Soloz <i>Canada</i>	Soon Soo Hoo <i>Australia</i>
David Otieno Odongo <i>Kenya</i>	Kinley Wangdi <i>Australia</i>	Soontareeporn Meepring <i>Thailand</i>
David Richard Walwyn <i>South Africa</i>	Krzysztof Gontewicz <i>Poland</i>	Suleyman Gorpelioglu <i>Turkey</i>
Diamantia L. Floratos <i>Greece</i>	Laura Monahan <i>USA</i>	Thandwe Marehabile Letsie <i>South Africa</i>
Delfina Gabriela Ramos <i>Portugal</i>	Lisa Scheer <i>USA</i>	Tawheda El-saidy <i>Egypt</i>
Donna M Wilson <i>Canada</i>	Le Thi Thanh Xuan <i>Viet Nam</i>	Thammanani Chareerboon <i>Thailand</i>
Enad Adel Sbdiafat <i>Saudi Arabia</i>	Liye Suo <i>USA</i>	Thasasin Saiceon <i>Thailand</i>
Emen Rashad Ahmed Mohamed <i>Saudi Arabia</i>	Marcel Wullschlogler <i>Switzerland</i>	Tomas Goicoa <i>Spain</i>
Evangelia Mavrikaki <i>Greece</i>	Marcelle Bottecchia <i>Brazil</i>	Tsan Yang <i>Taiwan</i>
Evanthia Sakellari <i>Greece</i>	Maria Malliarou <i>Greece</i>	Tuelo Masilo <i>South Africa</i>
Faik Ardahan <i>Turkey</i>	Mariana de Lourdes Almeida Vieira <i>Brazil</i>	Tulyakul Phatcharapon <i>Thailand</i>
Fathi Shamma <i>Israel</i>	Mini Sood <i>Malaysia</i>	Valery Piachenski <i>Belarus</i>
Farahnaz Amini <i>Malaysia</i>	Matteo Vitali <i>Italy</i>	Victoria Alikari <i>Greece</i>
Fengsong Gao <i>Australia</i>	Monia Ouederni <i>Tunisia</i>	Zaini Mohd-Zain <i>Malaysia</i>

## Contents

The Perspective of the Oncology Health Care Professionals on Educational Conferences <i>Jamal Zekri, Ahmed S Alshehri, Ibraheem S. Alomary, Turki M. Alfayea &amp; Yasir Bahadur</i>	1
Exploring Physical and Social Wellness of High School Students in Suva, Fiji <i>Lanileta Odrovakavula &amp; Masoud Mohammadnezhad</i>	8
A Comparative Study of Prevalence and Risk Factors Associated with Depressive Symptoms in Two Long-Lived Elderly Populations in Brazil <i>Barbara T.B.A de Souza, Júlia C.L. Nóbrega, Raísa R.F. Simões, Juliana Barbosa, Ricardo A. Olinda, Yeda A. O. Duarte, Mayana Zatz &amp; Silvana Santos</i>	16
The Effect of Oral Care and Chlorhexidine on the Rate of Ventilator Associated Pneumonia (VAP) <i>Mohammed Fathudeen Zakri, Salah Hussain Shammakhi, Ghadeer Hassan Ajlan, Majed Yahia Sabei &amp; Mohammed Abdulrahman Zurbotan</i>	30
Relationship between Job Satisfaction, Pay, Affective Commitment and Turnover Intention among Registered Nurses in Nigeria <i>Benjamin Akinyemi, Babu George &amp; Alice Ogundele</i>	37
Students' Perception of Cognitive Load in an Accelerated DPT Program with a Blended Curriculum <i>Russniel Marinas, Shannon Groff, Sundip Panesar-Aguilar &amp; Tatiana Godoy Bobbio</i>	52
Myths about Coronavirus: A Research Defense <i>Md Rahimullah Miah, Md Mehedi Hasan, Mohammad Abdul Hannan, Jorin Tasnim Parisa, Mohammad Jasim Uddin, Mohammad Basir Uddin, A A M Shazzadur Rahman, S.A.M. Imran Hossain, Md. Amir Sharif, Foujia Akhtar, Mir Abu Saleh Shamsuddin, Md. Sher-E-Alam, Mohammad Shamsul Alam, Fuad Abdullah, Md Shoaibur Rahman, Mohammad Belal Uddin, Chowdhury Shadman Shahriar, Alexander Kiew Sayok, Motia Begum, Md Mokbul Hossain, Md Shahariar Khan, Guljar Ahmed, Syeda Umme Fahmida Malik, Alamgir Adil Samdani, Mohammad Abdui Ghani, Md. Sabbir Hossain, Mosammat Suchana Nazrin, Md Anamul Kabir Tamim, M. Ahmed Selim, Mohammad Taimur Hossain Talukdar, Farhana Tasnim Chowdhury, Towhid-ur-Rashid, Abu Yousuf Md Nazim, Mahbubur Rashid &amp; Shahriar Hussain Chowdhury</i>	63

<https://ccsenet.org/journal/index.php/gjhs/article/view/0/46717>

Reviewer Acknowledgements for Global Journal of Health Science, Vol. 14, No. 2

113

## Myths about Coronavirus: A Research Defense

Md Rahimullah Miah<sup>1,18</sup>, Md Mehedi Hasan<sup>2</sup>, Mohammad Abdul Hannan<sup>3</sup>, Jorin Tasnim Parisa<sup>4</sup>,  
Mohammad Jasim Uddin<sup>5</sup>, Mohammad Basir Uddin<sup>6</sup>, A A M Shazzadur Rahman<sup>7</sup>, S.A.M. Imran Hossain<sup>8</sup>,  
Md. Amir Sharif<sup>9</sup>, Foujia Akhtar<sup>10</sup>, Mir Abu Saleh Shamsuddin<sup>11</sup>, Md. Sher-E-Alam<sup>12</sup>, Mohammad Shamsul  
Alam<sup>13</sup>, Fuad Abdullah<sup>14</sup>, Md Shoaibur Rahman<sup>15</sup>, Mohammad Belal Uddin<sup>16</sup>, Chowdhury Shadman Shahriar<sup>17</sup>,  
Alexander Kiew Sayok<sup>18</sup>, Motia Begum<sup>19</sup>, Md Mokbul Hossain<sup>20</sup>, Md Shahariar Khan<sup>6</sup>, Guljar Ahmed<sup>5</sup>,  
Syeda Umme Fahmida Malik<sup>21</sup>, Md Kamrul Husain Azad<sup>21</sup>, Alamgir Adil Samdany<sup>22</sup>, Mohammad Abdul Ghani<sup>23</sup>,  
Md. Sabbir Hossain<sup>24</sup>, Mosammat Suchana Nazrin<sup>24</sup>, Md Anamul Kabir Tamim<sup>25</sup>, M. Ahmed Selim<sup>7</sup>, Mohammad  
Taimur Hossain Talukdar<sup>26</sup>, Farhana Tasnim Chowdhury<sup>27</sup>, Towhid-ur-Rashid<sup>26</sup>, Abu Yousuf Md Nazim<sup>28</sup>,  
Mahbubur Rashid<sup>29</sup> & Shahriar Hussain Chowdhury<sup>29</sup>

<sup>1</sup> Department of IT in Health, North East Medical College & Hospital, affiliated with Sylhet Medical University, Sylhet, Bangladesh and PhD Awardee from IBEC, UNIMAS (Universiti Malaysia Sarawak), Sarawak, Malaysia

<sup>2</sup> Department of Law, Green University of Bangladesh, Dhaka, Bangladesh

<sup>3</sup> Department of Endocrinology, North East Medical College & Hospital, Sylhet, Bangladesh

<sup>4</sup> Government S.C. Girls' High School, Sunamganj Sadar, Sunamganj, Bangladesh

<sup>5</sup> Department of Surgery, North East Medical College & Hospital, Sylhet, Bangladesh

<sup>6</sup> Department of Paediatrics, North East Medical College & Hospital, Sylhet, Bangladesh

<sup>7</sup> Department of Medicine, North East Medical College & Hospital, Sylhet, Bangladesh

<sup>8</sup> Department of Oral and Maxillofacial Surgery, North East Medical College, Sylhet, Bangladesh

<sup>9</sup> Department of Accounting and Information Systems, Begum Rokeya University, Rangpur, Bangladesh

<sup>10</sup> Department of Economics, Moulvibazar Govt. Women's College, Moulvibazar, Bangladesh

<sup>11</sup> Chittagong Government Teachers' Training College, Bakolia, Chittagong, Bangladesh

<sup>12</sup> Department of Law and Justice, Metropolitan University, Sylhet, Bangladesh

<sup>13</sup> Department of Forensic Medicine, North East Medical College & Hospital, Sylhet, Bangladesh

<sup>14</sup> Faculty of Science, Memorial University of Newfoundland, Canada

<sup>15</sup> Department of Agroforestry and Environment, Hajee Mohammad Danesh Science & Technology University, Dinajpur, Bangladesh

<sup>16</sup> Department of Forestry and Environmental Science, Shahjalal University of Science and Technology, Sylhet, Bangladesh

<sup>17</sup> USMLE Student, USA and Ex-student of North East Medical College, Sylhet, Bangladesh

<sup>18</sup> IBEC, Universiti Malaysia Sarawak (UNIMAS), Kota Samarahan, Sarawak, Malaysia

<sup>19</sup> Lawyer, Judge's Court both in Sylhet and Sunamganj district, Bangladesh

<sup>20</sup> Department of Pharmacy, North East Medical College & Hospital, Sylhet, Bangladesh

<sup>21</sup> Department of Biochemistry, North East Medical College & Hospital, Sylhet, Bangladesh

<sup>22</sup> Department of Orthopedics, North East Medical College & Hospital, Sylhet, Bangladesh

<sup>23</sup> Department of Cardiology, North East Medical College & Hospital, Sylhet, Bangladesh (Former Faculty)

<sup>24</sup> Department of Pathology, North East Medical College & Hospital, Sylhet, Bangladesh

<sup>25</sup> SEO & Operation Manager, Social Islami Bank Limited, Sylhet, Bangladesh

<sup>26</sup> Department of Clinical Oncology, North East Medical College & Hospital, Sylhet, Bangladesh

<sup>27</sup> Department of Ophthalmology, North East Medical College & Hospital, Sylhet, Bangladesh

<sup>28</sup> Department of Haematology, North East Medical College & Hospital, Sylhet, Bangladesh

<sup>29</sup> Department of Dermatology, North East Medical College & Hospital, Sylhet, Bangladesh

Correspondence: Dr. Md. Rahimullah Miah, Head, Department of IT in Health, North East Medical College, Affiliated with Sylhet Medical University, South Surma, Sylhet, Bangladesh. ORCID: <https://orcid.org/0000-0002-6271-4100>. Tel: +880-172-047-7740; +880-821-729-242. E-mail: [drmmiah@yahoo.com](mailto:drmmiah@yahoo.com), [drmmiah@gmail.com](mailto:drmmiah@gmail.com), [drmmiah@nemc.edu.bd](mailto:drmmiah@nemc.edu.bd)

Received: July 8, 2021 Accepted: January 29, 2022 Online Published: January 31, 2022

doi:10.5539/gjhs.v14n2p63

URL: <https://doi.org/10.5539/gjhs.v14n2p63>

*The research is financed by the Zamalah Graduate Scholarship, Universiti Malaysia Sarawak (UNIMAS), Malaysia and provided the PhD Fellowship from Information and Communication Technology Division (ICTD), Ministry of Posts, Telecommunications and Information Technology, Government of People's Republic of Bangladesh.*

## Abstract

The discovery of coronavirus is a state-of-the-art scientific study, so there is no doubt in the whole world that it is an innovation. But cybercriminals are working to create suspicion so that people are confused and afraid of the coronavirus. Cybercriminals are committing crimes from the global cloud network. They are carrying out extrajudicial killings around the world by abusing wireless sensor technology based on the victim's active open eye, voice, adjacent sensor device and a specific GPS location, while spreading lies about the coronavirus pandemic in the media. New variants of the coronavirus are being created by cybercriminals and over time cyber killer groups are spreading to target-based regions of the universe, putting the world in a serious crisis threatening everyone's survival. Surveys show that the death toll is rising and no one can say when the coronavirus will end and everyone will regain their right to life. The study indicates that lawmakers, health workers and technologists are blindfolded and foolishly looking for vaccines as a way to escape the coronavirus in the open air while others are dying helplessly. For coronavirus pandemic management and disease-free living for all, their sensor technological knowledge is essential, but such knowledge is insufficient. This is because cybercriminals have hypnotized each of their brains to their specific GPS location, depriving them of the right to decide for exposure in the media. The results of a unique study - coronavirus survival and its origin - published research is very difficult to reach relevant legislators and stakeholders. Research published on the publisher's website has been bounced by cybercriminals for political malpractice and lack of proper sensor security. The study illustrates the interrelationship among the political agenda, mysterious lockdowns and digital assassination through global wireless clouding. Today or the day after tomorrow, the importance of this research should be made known to all, otherwise no one will be saved from the digital death of cyber criminals. Lying about coronavirus is nothing more than propaganda of GPS sensor abusers. To avoid this propaganda, everyone in the world must be aware and the legal system of each country must be properly implemented to suppress cyber criminals. This advanced study is an absolute witness to the building of a peaceful world for all generations, which encourages all to be vigilant and create a conscious circle to deal with this pandemic while maintaining equality and neutrality.

**Keywords:** Coronavirus, wireless sensor, open eyes, voice, cellphone, GPS location

## 1. Introduction

Coronavirus is nothing but a digital killer pressing scientific puzzle (AFP, 2021; Miah et al., 2021; Prothom Alo, 2021; Ramirez & Martin, 2021; Gulf News, 2021; Higgins-Dumn & Will Feuen, 2021; Feng, 2021). Cyber criminals are the digital killer through misusing the processed wireless sensor networks at an individual's fixed GPS location (Miah et al., 2021). These criminals created above 360 CASSIDs (Common Acute Sensor Sudden Infections and Disorders) including COVID-19, Cardiac Arrest, Acute Respiratory Distress Syndrome (ARDS), Diabetes (Miah et al., 2021g; Miah et al., 2020a; Sha et al., 2019), Tracheal Cancer, Breast Cancer, Back pain, Paralysis, Numbness (Miah et al., 2021f), Chronic Kidney Disease (CKD), SARS (Severe Acute Respiratory Syndrome), Acute Lymphoblastic Leukemia (ALL), MERS (Middle East Respiratory Syndrome), and Multiple Myeloma, etc. with wireless sensor technology since 2000 (Miah et al., 2021; Miah et al., 2021a; Miah et al., 2021b; Miah et al., 2021c; Miah et al., 2021d; Miah et al., 2020; Mostafa et al., 2020; Mowafi et al., 2020; Xiao et al., 2020; Zou et al., 2020). From sensor health research (Sheridan, 2014), the study stated cyber criminals have been involved in various illegal activities since the year of 2000 and remain till date. Out of them, coronavirus is the mysterious sensor technological disease in the world (Miah et al., 2021e; Miah et al., 2020a; AFP, 2021;

Prothomalo, 2021; Ramirez and Martin, 2021). Its sources are smart hand phones but some are expressed as the source is at Wuhan Province in China on 29, 2019 (ABC News, 2021; Gulf News, 2021; Fujiyama and McNeil, 2021; Huang et al., 2020; WIV, 2021). But the sources of coronavirus are mentioned as the many men in many minds along with the World Health organization, US Administration, Biological Lab of Wuhan, China etc. Some talked the coronavirus produced at biological laboratory, again some told as sensor technological, again some sources are zoonotic disease (Higgins-Dunn and Will Feuer, 2021; WHO, 2020 and 2020a; WHO, 2021; WHO, 2021a; Arons et al., 2020; Huang et al., 2020; Ye et al., 2020; The Straits Times, 2021, ABC News, 2021, Abidi et al., 2021; Gallichotte et al., 2020; Wölfel et al., 2020). Other administrative bodies and organizations search the root source of coronavirus in national and global response till time (Claeson, 2020), which is a threat as third world wire (Asthana, 2020; Guterres, 2020; Krishnan, 2020).

That is about the year of 2014. Cyber warfare and instability are going on around the world. Cyber criminals' misdeeds in primary healthcare (Bashshur et al. 2016; WHO, 2018), immorality, inhumanity and tactfully, cyber theft and bank robbery are on the rise. Somewhere very hot, sudden rain, cyclones, tornadoes, earthquakes, tsunamis, landslides worldwide (Miah et al., 2021d). Somewhere back in ponds, canals, wetlands, rivers and seas, fish and other animals are dying, wildfires are raging, and animals are dying, people are dying suddenly in their homes and prisons (Miah et al., 2021e). Suddenly the building is bursting or collapsing (Miah et al., 2021d). Outbreaks of various diseases are on the rise in many parts of the world and new and unknown diseases are dying. Accidents are happening on the roads frequently, and smoke is also being created on the rivers and airways. Some researchers are being misrepresented in the media. Scientists say the effects of climate are worrying researchers (Miah et al., 2021d). The dynamic researcher did not believe in the scientists' erroneous argument, biasness and physician's competency (Miah, 2020, 2020a, 2020b; Baker, 2009; WHO, 2005), saying that some scientists had to work hard day and night to prove that "their ideas about coronavirus were wrong" - many sleepless nights had passed. His research shows that this is happening through the misuse of wireless sensor technology in specific GPS location via satellite. Cyber criminals have been abusing this advanced sensor technology for a long time from the underworld (Miah et al., 2021), and they have exposed a myth about coronavirus.

The research purpose of the study is to find out the evidence spreading of the coronavirus from wireless sensor technology to solve the myth subculture with core challenges in global public health security.

## 2. Methodology

The study followed the materials and methods from the URL (Miah et al., 2021; Miah et al., 2021a; Miah et al., 2021b; Miah et al., 2021c; Miah et al., 2021d; Miah et al., 2021e; Miah et al., 2021f; Miah et al., 2021g; Miah et al., 2020; Miah et al., 2020a):

URL: <http://article.sapub.org/10.5923.j.scit.20211101.02.html> (Miah et al., 2021).

URL: <http://article.sapub.org/10.5923.j.bioinformatics.20211101.01.html> (Miah et al., 2021a).

URL: <http://article.sapub.org/10.5923.j.fs.20211101.01.html> (Miah et al., 2021b).

URL: <http://article.sapub.org/10.5923.j.ijas.20211102.02.html> (Miah et al., 2021c).

URL: <http://article.sapub.org/10.5923.j.env.20211102.01.html> (Miah et al., 2021d).

URL: <http://article.sapub.org/10.5923.j.geo.20211101.02.html> (Miah et al., 2021e).

URL: <http://article.sapub.org/10.5923.j.ijymb.20211001.03.html> (Miah et al., 2021f).

URL: <https://ojs.bilpublishing.com/index.php/jer/article/view/2826/2632> (Miah et al., 2021g).

URL: <http://article.sapub.org/10.5923.j.ajbe.20201001.03.html> (Miah et al., 2020).

URL: <http://article.sapub.org/10.5923.j.diabetes.20200902.02.html> (Miah et al., 2020a).

URL: <http://article.sapub.org/10.5923.j.ijim.20221101.01.html> (Miah et al., 2022).

### 2.1 Study Site

The study necessitates an integration of methods used in wireless sensor networks towards animals' bodies and identifies its implication. This envisaged the research taking in matter-of-fact research elements to investigate issues hoisted in the study, primarily targeted at SMART devices like telematics' users towards specimens (Miah, 2018). Telematics is a smart device, consisting of a scanner, recognizer, detector, global positioning systems (GPS) and global navigation satellite systems (GNSS). The fieldwork conducted in the studied area within January 2015 to January, 2017. ISNAH Experiment is the novel and unique experiment which includes the Impact of Sensor Networks towards Animals and Humans (Miah et al., 2021; Miah, 2020; Miah, 2020a). This is a multi-diversified

experiment (Kothari, 2004) in connection with sensor technology to augment non-communicable diseases among animals and the human body (Fujiyama and McNeil, 2021, Miah et al., 2021i). Besides, COVID-19 data were surveyed from the highest-ranking deaths in BMI categories worldwide (BBC News, 2020). The study assessed the 150 patients, who recovered from COVID-19 in four districts including Sylhet, Sunamganj, Habiganj and Moulvibazar.

### 2.2 Sample Size and Design

The sample size included 7 dogs, 7 cats with FBMI (Feline Body Mass Index) and 150 patients with BMI (Body Mass Index) categories (Al-Salameh et al., 2020; Chang et al., 2020; Waltham, 2017). The study examined two specimens, one is dog and another one is cat, among 14 individuals for identification of this misuse application. These animals are available in the study area and suitable for experiment. The study selected sound health for two species (14 individuals) with FBMI, body temperature, breathing rate, respiration and blood pressure (Kays et al., 2011; Waltham, 2017). The experiment took place in dark and light conditions. The specimens stayed in specific geographic locations and put the individual inside the iron cage (size: 3.5'x 2'x2.5') (Miah, 2018). Then measurement of an individual's coordinates location includes longitude, latitude and ellipsoid height with GPS and GNSS identifiers. From the field observation, the Automated Radio Telemetry System is more effective in dark than light environments. For this purpose, the study examined the system on smart cell phones, telematics devices, iron cage and individual species separately. The experiment continued at five locations, viz. (i) Location "P" with light environments but no WiFi, (ii) Location "Q" with dark and light environments including WiFi, (iii) Location "R" with dark and light environments including WiFi, (iv) Location "S" with light environments but no WiFi, (v) Location "T" dark and light environments including WiFi.

### 2.3 Sensor Tracking Procedure

The sensor tracking procedure occurred in different ways in light and dark environments. The tracking took wireless cloud networks including nodes and distributed sensors from different GPS locations, which as shown in Figure 1. This procedure followed the ISNAH process with the necessary components as shown in Figure 2 (ISNAH Experiment) and 3 (wireless sensor multi-tracking). The tracking also included the individual's active open eyes and closed eyes to compare with adjacent active mobile phone and restricted networks zones. Common Acute Sensor Sudden Infections and Disorders (CASSID) is the new term, which indicates the sensor diseases produced and spread through processed radio frequency of advances in sensor technology. When this processed radio frequency is tracked in GPS positions towards living cells, particularly human beings and animals' bodies. The sensed living cells block electron movement and produce different types of disorders or diseases in the affected organ of the body. The CASSID (Miah et al., 2021a) implies a formula as,

$$C = 4N^3 + 2 \quad (i)$$

Where, N= the number of sensor network generation processed response signals. C= the producing sensor diseases including CASSID. The study followed this formula to calculate CASSID, which is illustrated in the next part.

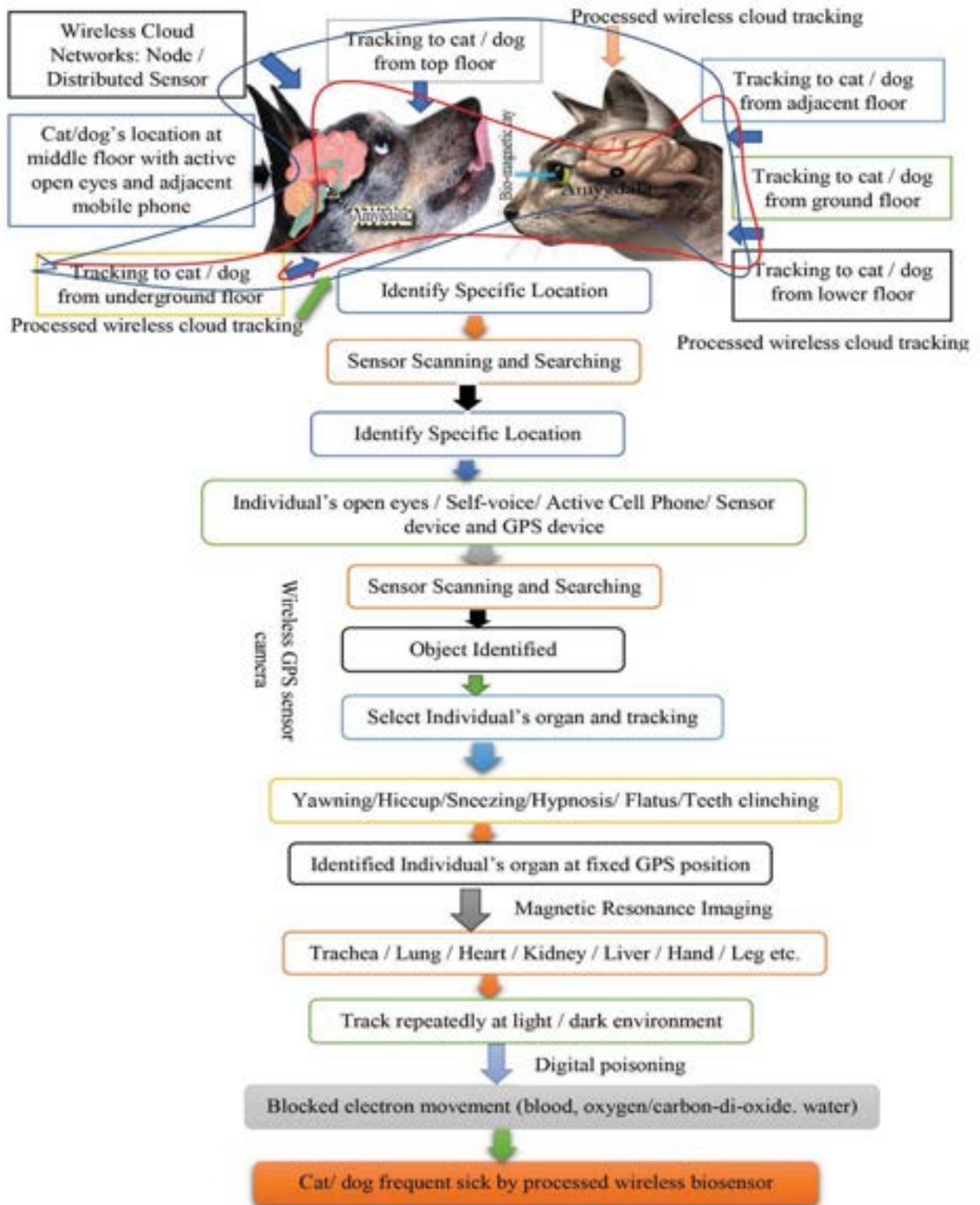


Figure 1. Sensor Tracking Procedure (Miah et al., 2022; 2021; 2021a and 2020)



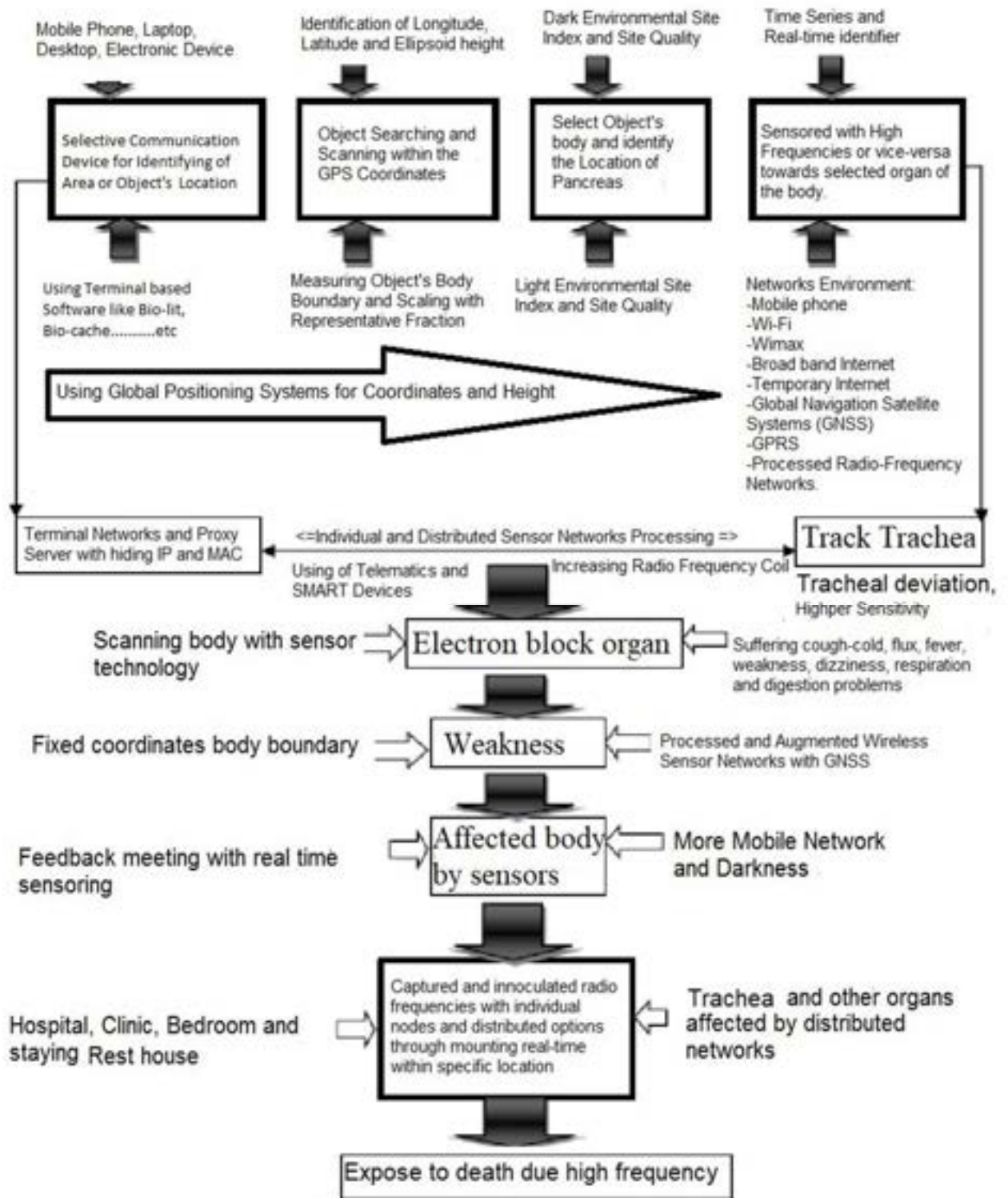


Figure 2. ISNAH Experiment to spread Coronavirus disease (Miah et al., 2022; 2021; 2021a and 2020)

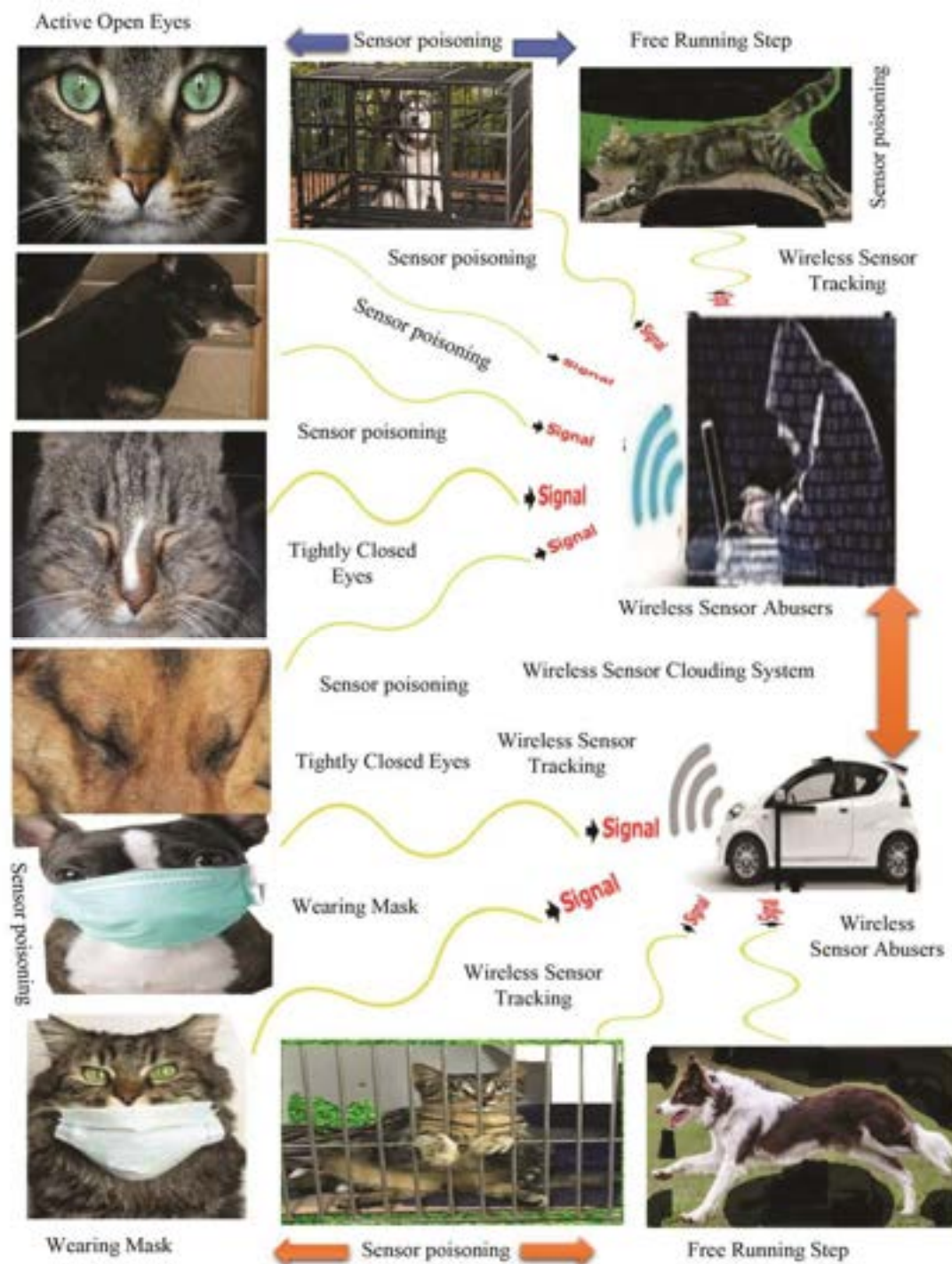


Figure 3. Wireless Sensor Multi-tracking (Miah, 2018; Miah et al, 2020 and 2021)

2.4 Set-up PANCU

The 150 COVID patients are put in PANCU (Personal Area Networks Control Units) at self-residents for 1 to 5 days. The patients followed the health protection rules wearing anti-radiation sunglasses but restricted on mobile phones, wireless networks, visible eyes, GPS identifiers and radios or sensor devices. Both male and female patients were categorized according to body mass index.

2.5 Data Compilation

Quantitative and qualitative related bio-sensor data were obtained through ISNAH experiment while secondary

data were obtained from diverse sources. All collected data were compiled for analysis according to findings.

2.6 Data Analysis and Interpretation

All general information regarding the occurrence of specimens, status and affected condition were checked for accuracy from the different sources and sources of information were also verified. The compiled and processed data were involved in the preparation of the data master sheet and assimilated into suitable systems used in the results and other segments consecutively. The data were compiled and analyzed for presentation and interpretation using standard data analysis software like MS Office Suite 2019 and SPSS version 27.

3. Results

3.1 ISNA Effect Study

The ISNA Effect implies Impact of Sensor Networks towards Animals. The ISNA study tracked on dogs and cats species at GPS location from sensor devices at light and dark environment conditions. Experimented species individuals' locations are documented with body reflection through processed wireless sensor networks with their retina scans, voice recognition and fixed staying location. Using optical distance through processed radio frequency, the sensor devices scanned the individual's fixed locations due to active the following parameters, such as:

- (a) active visible individual's eyes at dark or light environment,
- (b) switch-on mobile phone or switch-off mobile,
- (c) active sensor device (switch on/off),
- (d) fixed GPS (Geographic Positioning System) location, and
- (e) secure GNSS (Global Navigation Satellite System) position.
- (f) active CCTV, CC Camera and CC spectacles.
- (g) frequent self-voice or noise.
- (h) body sensor gravity

After tracking them at a fixed GPS location, the species are affected by different symptoms like hiccup, yawning, runny nose, feverish, tracheal pain, acute respiratory disorder and next they suffer in ISNA effect. The symptoms of ISNA effect are similar with that of coronavirus disease (COVID) among FBMI categories at light and dark environments, which as shown in Table 1.

Table 1. Individuals wireless sensor tracking at light and dark environment

FBMI Category	Light Tracking Time	Dark Tracking Time	Remarks
Under weight	25 minutes	15minutes	Average tracking time
Normal weight	18 minutes	11 minutes	More tracking time
Excess weight	12 minutes	7 minutes	Less tracking time

Tracking time can fluctuate due to different GDP coordinates, body mass index and the application of advanced wireless sensor technology.

COVID-19 produces through tracking and digital poisoning through ISNA experiment as follow:

- i. Cat/ Dog → Tracking → Yawning → CASSID Symptoms → Digital poisoning → COVID-19
- ii. Cat/ Dog → Tracking → Sneezing → CASSID Symptoms → Digital poisoning → COVID-19
- iii. Cat/ Dog → Tracking → Hiccup → CASSID Symptoms → Digital poisoning → COVID-19
- iv. Cat/ Dog → Tracking → Flatus → CASSID Symptoms → Digital poisoning → COVID-19
- v. Cat/ Dog → Tracking → Runny nose → CASSID Symptoms → Digital poisoning → COVID-19
- vi. Cat/ Dog → Tracking → teeth clinching → CASSID Symptoms → Digital poisoning → COVID-19

### 3.2 COVID Spread with Clouding Systems

The study shows through tracking towards cats and dogs with processed wireless sensor devices at specific GPS coordinates (longitude, latitude and ellipsoid height). Both animals produced yawning, sneezing and hiccups. These yawning, sneezing and hiccups were captured with the same sensor device and retracted them again in the same location. After a certain time, they suffered from the ISNA effect, which is also similar with the symptoms of coronavirus disease. With the help of remote sensor technology, cyber criminals track at the GPS distance to the trachea, lungs, heart and other organs through the light of human eyes, thus stopping the flow of water, air and blood and other materials inside human /animal’s body. Then the sensed man suddenly fell ill. Being at a certain distance, the person dies in a dark environment in 5–12 minutes and in a light environment in 15–25 minutes. Single man or object’s frequency and multiple people or animals can be killed or damaged simultaneously through node sensors and distributed sensors according to the range of sensor technology. The processed sensor affects underweight, normal and excess weight people or animals, which as shown in Figure 4. The ISNA experiment tested a wireless sensor device towards cats and dogs with FBMI.

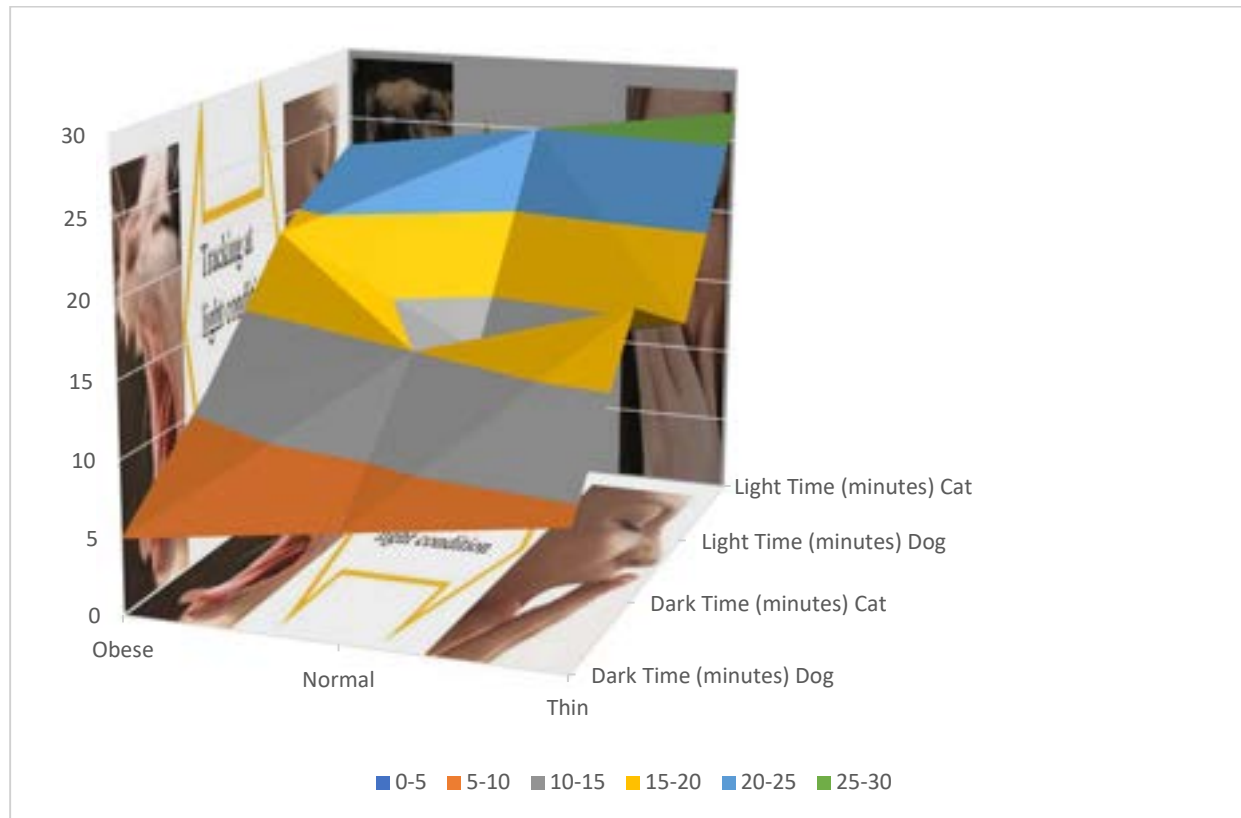


Figure 4. Sensor disease affected between dogs and cats at light and dark environment

### 3.3 How to Spread Sensor Coronavirus?

Sensor coronavirus is spread by cyber criminals and abusers through wireless sensor devices at specific GPS or GNSS locations due to a person’s open active eye, self-voice or almost active wireless sensor device or mobile phone. First, the abuser or cyber criminal scans through the biosensors from the organs and location of the target-based person. These cyber criminals live next door or on the upper floor or in hiding places. They track the CASSID (Common Acute Sensor Sudden Infection and Disorder) symptom several times in a person’s airway at a specific location, which as shown in Figure 5. A person then develops frequent sneezing, hiccups, coughs, flatulence, severe shortness of breath, runny nose, teeth clinching, anorexia and frequent fever. Cybercriminals/abusers can detect frequency motion from sneezing, hiccups, coughing and voice disorders through specific GPS sensor devices.

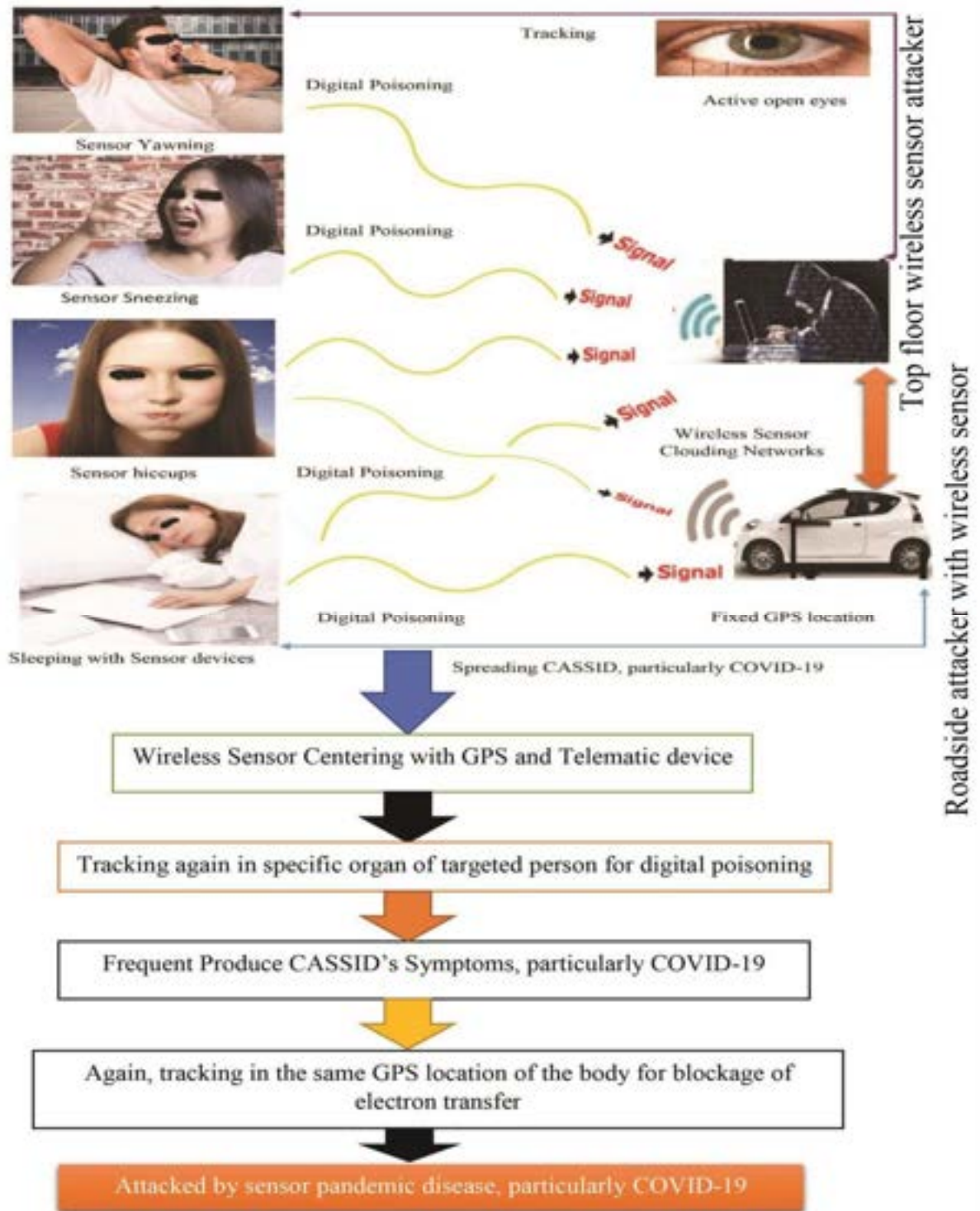


Figure 5. Spread COVID-19 through the processed wireless sensor device

They spread wireless sensor particles to a person’s selected organs, including digital toxins, especially sensory MRI (magnetic resonance imaging) for the airways. Digital toxicity depends on the digital scale based on the Fluxgate sensor frequency range in cloud network systems. After all, these digital wireless sensor toxins are converted to CASSID, especially COVID-19, ARDS (acute respiratory distress syndrome), cardiac arrest, and so on. Node Sensor and distributed sensor tracking systems replicate towards one person and group people sick respectively due to digital poisoning in a cloud network. Other symptoms with COVID-19 also occurred in

humans through tracking and digital poisoning as follow the step.

Man/woman → Tracking → Sneezing → CASSID Symptoms → Digital poisoning → COVID-19

This is a scientific way to spread coronavirus nationally, regionally and globally with cloud networks.

### 3.4 Produce CASSID

The study illustrated the disease production of Common Acute Sensor Sudden Infections and Disorders (CASSID) through the processed wireless sensor devices at GPS and GNSS location. The processed wireless sensor devices consist in different generations including first, second, third, fourth, fifth, sixth, seventh, eighth, ninth, tenth, eleventh, twelfth and so on according to advanced wireless sensor technology. From the study, these devices produce CASSID as follows the formula  $4N^3+2$ , where N is the value of diverse wireless sensor generations. The study stated the first generation produces 6 CASSID, 502 in fifth and 6914 in twelfth generations, where N equals 1, 2, 3...etc. The value of N varies according to advanced wireless sensor generations, which as shown in Figure 6.

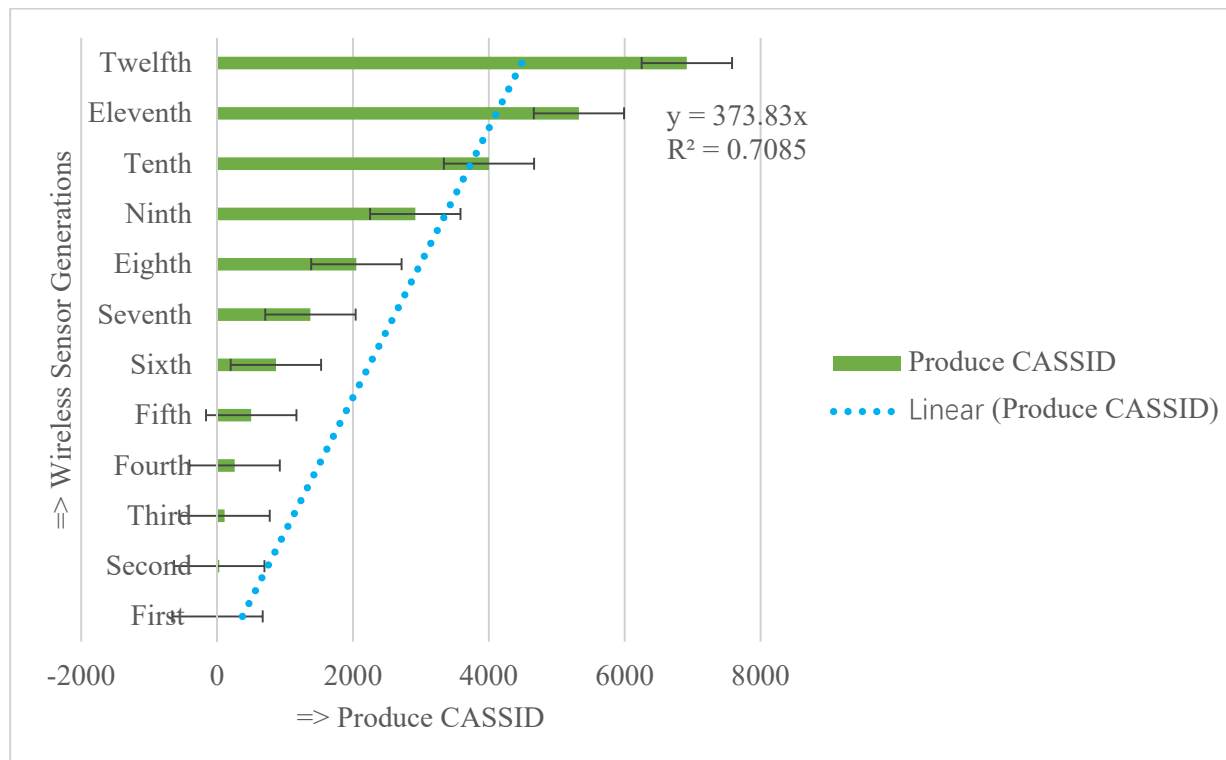


Figure 6. Produce CASSID through the processed wireless sensor devices

The CASSID includes COVID-19, Cardiac Arrest, ARDS, Tracheal disorders, Liver Cirrhosis, Diabetes etc. with various variants. These variants depend on the digital scale based on the Fluxgate sensor due to spread of specific disease symptoms. The study represents the dynamic sensor security for one health in the world, which will affect in the present and future for living cells. The study also represents with linear trendline and the value of R-square linking with producing CASSID.

### 3.5 Who Are Cyber Criminals to Spread Coronavirus?

The ISNA study identified coronavirus as a sensor technological sperm, which spread with wireless sensor devices, active eyes, voice and target-oriented location worldwide through a clouding system by cyber criminals. From the ISNA experiment, the study identified the cyber criminals' through observation with different parameters, such as: (i) GPS sensor camera detected with window interface, (ii) Retina scanning during tracking individual's finger coding, (iii) voice recognition during tracking individual's voice code, (iv) DNA sequencing during real tracking time at active open eyes, (v) GPS location through IMEI number tracking, voice recognizing and individual's electromagnetic eye-sight. They signed a contract with the Chief Political Leader for a fixed time to show their greed to win national elections through the misuse of sensor technology, so that their illegal activities spread all over the world through various factions. The study also observed that cyber criminals signed into political parties

illegally with unwanted terms and conditions. The terms & conditions include that the cyber criminals will have won the signed political party in the general election and the elected government will support their illegal activities according to agreement. This Chief Political Leader was elected as Prime Minister with the help of cyber criminals. Then the cyber criminals have been occurring illegal activities including producing sensor disease, sensor climate crisis, object sensor burning, land surface fracturing, sensor tsunami, sensor earthquake, sensor landslide, object demolishing and fell down etc. at national, regional and global levels with clouding wireless sensor network systems. Their pseudonymous name is shown in Table 2.

Table 2. Main Cyber criminals who spread Coronavirus disease worldwide

Pseudonymous Name	Position	Education
Chichang Karun Nizam Uddin	Senior Team Leader	University degree-Political Science
Norsi Nimrud Jashim Uddin	Chief Executive Leader	University degree-Social work
Tangal Feroun Badi Hatem Ali	Senior Operation Leader	University degree-English Literature
Mohakhali Ada Candle Taj	House owner and Renter	No university degree but honorary Ph.D.

There are above 62 groups of cyber criminals in the entire world. These groups included of (1) Main Gate Security Group, (2) Self and bosom Relatives groups, (3) Institutional Colleagues groups, (4) Trained-up street vagabond, (5) Freshers group, (6) Unemployment group, (7) Students group, (8) Doctors group, (9) Nurses group, (10) Security Guard group, (11) Lab Technicians group, (12) Visitors group, (13) Job seekers group, (14) Service holders' group, (16) Sensor Digital Killers group, (17) Web Bloggers group, (18) Outsiders group, (19) Novice group, (20) Neighbour group, (21) Car driver and user group, (22) Connective supporters, (23) Office assistants' group, (24) Office cleaner group, (25)Maid-servant group, (26) Home cleaner group, (27) Political competitor group, (28) Nominated Environmentalists, (29) Housekeepers group, (30) fake climatologists group, (31) Fugitive individuals' group, (32) Conspirators group, (33) Sensor Syndicates group, (34) Fake ethical leaders, (35) Break-off study group, (36) Rapid neighbours, (37) Chain smokers' group, (38) Departmental colleagues, (39) biased News Editors, (40) Superstitious Leaders, (41) Sensor Cameramen, (42) SMART recognizers group, (43) Sensor Photographers group, (44) Change-making group, (45) Nearby Renters, (46) Digital Surveyors group, (47) Reserve relatives, (48) Astute politicians, (49) Sudden Sensor Communicators, (50) Cyber Sensor Technologists, (51) Distrusted Figured Persons, (52) Bilingual Experts, (53) Embassy Office Assistant group, (54) Cyber player group, (55) Sensor alternative group, (56) Swift replacement group, (57) Instant back up group, and (58) Advanced feedback group, (59) Cyber Tablig Group, (60) Cyber Singer group, (61) Cultured Individual group, and (62) Cyber hypocrite group, etc. These groups track human beings at fixed GPS positions to spread coronavirus disease to fulfill political agenda worldwide.

The study shows that many members of cyber hackers are working in different offices. Cyber hackers hypnotize the concerned authorities to update the policy with bouncing messages so that no one can be arrested without the permission of the authorities if any officer commits a cybercrime. Cyber hackers track through the cloud network, disconnecting the cloud from the main server before obtaining permission from the authorities. So alternative methods have to be followed to catch cyber hackers as criminals. Otherwise, their secret cybercrime will increase day by day and will create various pandemics like coronavirus.

### 3.6 Perception on Coronavirus Disease Type

From the survey of coronavirus disease, the perception of respondents were three categories, such as (i) contagious, (ii) non-communicable, and (iii) no idea on coronavirus disease. Out of the respondents, approximately 76% opined on coronavirus disease as "non-communicable", 19% talked on "contagious" disease type, which as shown in Figure 7. The study represents the perception of type of the coronavirus disease among general people due to spreading worldwide. The study represents the root idea on the type of COVID-19, which creates suddenly fear and depression tends to exposure death at a fixed GPS location

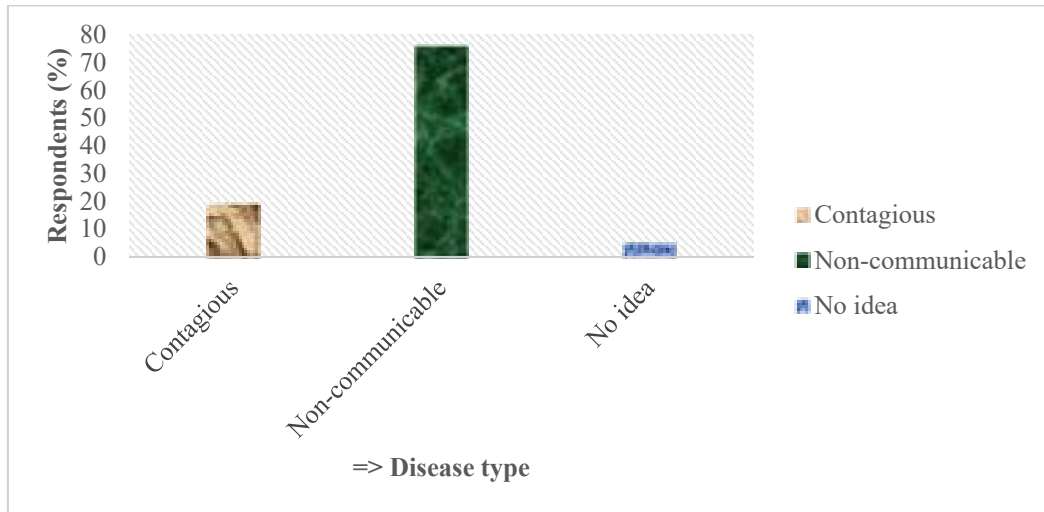


Figure 7. Perception on Coronavirus disease type

3.7 Integrated Idea on the Sources of COVID-19

The study surveyed among respondents for the integrated idea on the sources of COVID-19. The idea of respondents were three categories, such as (i) natural, (ii) man-made, and (iii) no comment on the sources of coronavirus disease. Out of the respondents, about 83% talked on the source of coronavirus disease as the “man-made”, 11% opined on “natural” disease, and 6% as “no comment”, which as shown in Figure 8. The study represents the sources of the coronavirus disease among wide-ranging people at local, national and global levels worldwide. The study represents the main sources of COVID-19, which killed a lot of lives at specific GPS locations.

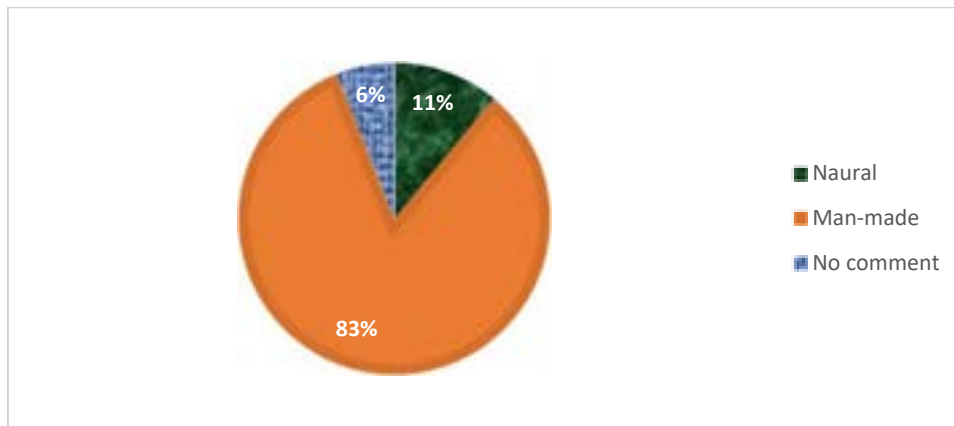


Figure 8. Sources of COVID-19

3.8 Myths of Cyber Criminals on Sensor Diseases

Cyber criminals exposed in the media with false message, voicing, flawed interface with sensor technology towards general users. Most users are lack of innovative sensor knowledge and scarcity of authentication of intensive monitoring devices. The ISNAH experiments continued among 150 patients with COVID-19 to recover from sensor diseases through home PANCU at Sylhet, Sunamganj, Habiganj and Moulvibazar districts of Bangladesh. Out of them, 61% of patients were higher educated, 33% secondary education and 6% illiterate. All patients recovered from sensor diseases including coronavirus disease at PANCU, which as shown in Figure 9. The study represents DRAST can enhance to recover CASSID, particularly COVID-19 without proper medicine. The study shows the innovative wireless sensor technology can recover the coronavirus disease pandemic due to switch-off tracking device from cloud network system.



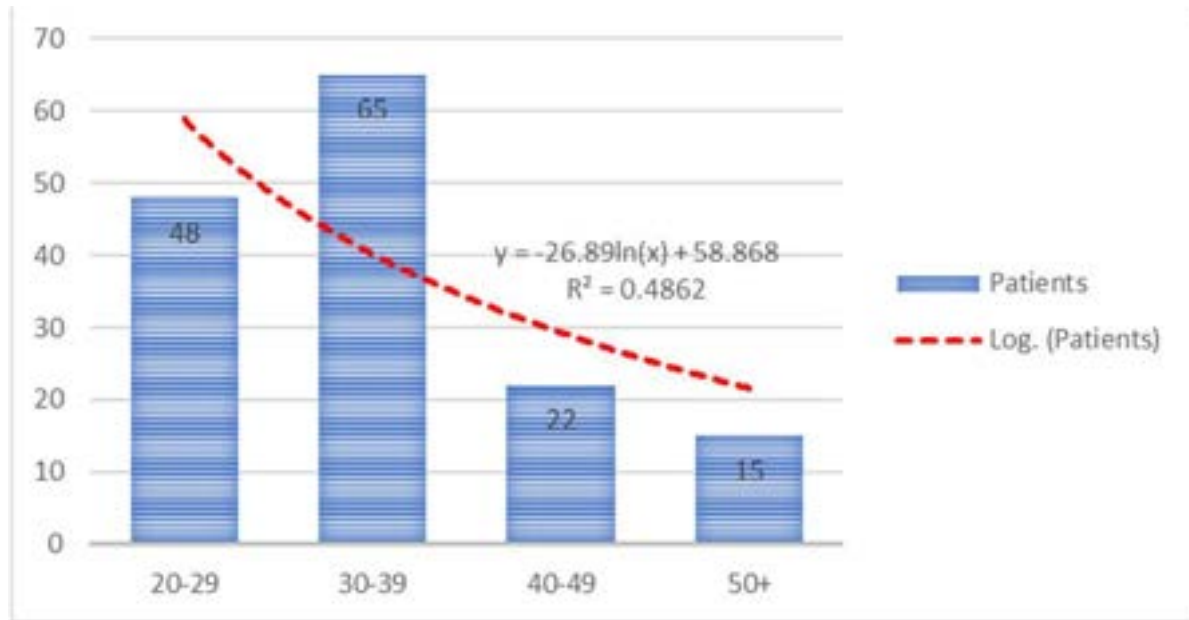


Figure 9. Patients recovered from sensor diseases at PANCU location

### 3.9 ISNAPHOCE Exposure

The ISNAPHOCE implies the Impact of Sensor Networks towards Animals, Plants, Humans, Objects Climate and Environmental issues. Before breaking out of Coronavirus disease, the total 272 awareness exposures continued through seminars, conferences, research talks and sharing towards different levels of communities from 2017 to 2021 [Appendices 1-4]. Out of exposures, seminar was 80%, sharing 9%, research talks 7% and conference 4%, which as shown in Figure 10. The study represents the awareness on the impact of processed wireless sensor networks among human beings, animals, existing objects, climate change and environmental issues. The study denoted that no relation of social distances to recover coronavirus disease including handwashing, wearing mask, prayer distance, handshaking and individual’s isolation.

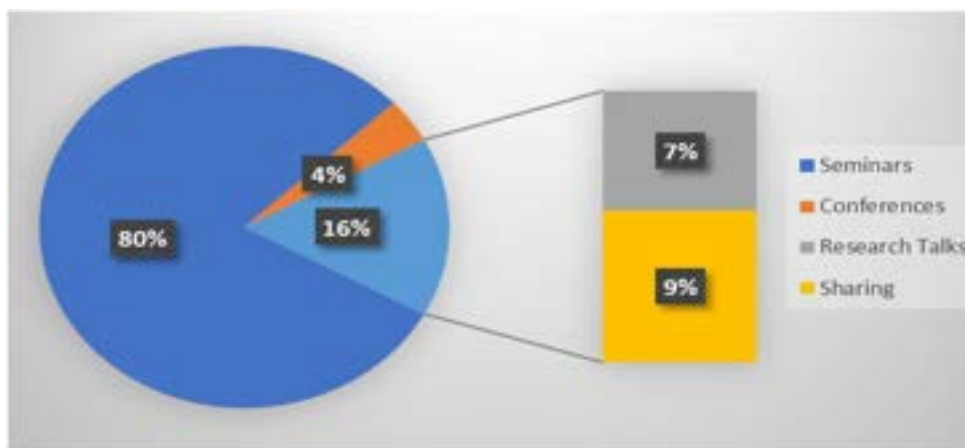


Figure 10. Awareness Exposures among national and international communities.

### 3.10 How to affect COVID through Wireless Sensor Networks

Cyber criminals are both males and females with hidden identification numbers of SMART Phones and high radio frequency sensor devices. They stay in the specific GPS locations with a clouding sensor camera linking with Geographic Positioning Systems (GPS) and Global Navigation Satellite Systems (GNSS). These criminals scan an individual’s location due to active open eyes, uttering voice and noise, nearby mobile phones and adjacent sensor devices with a fixed GPS/GNSS positions. They track an individual’s organ with fluctuated radio frequency within

GPS location. This tracking system is called the coronavirus disease tracking system (CDTS), which as shown in Figure 11.

They set-up their people in your office or adjacent places/locations through bouncing messages, voice and false interfaces. They are misusing the processed wireless sensor networks and the artificial intelligence with internet of everything and machine language towards living-nonliving objects at fixed GPS locations. Due to active processed wireless sensor networks, the living objects suffer from electron scarcity with high electromagnetic forces and sensor digital poisoning, which occurred by cyber criminals. Coronavirus is the political agenda of cyber criminals, which is spreading in geopolitical zones.

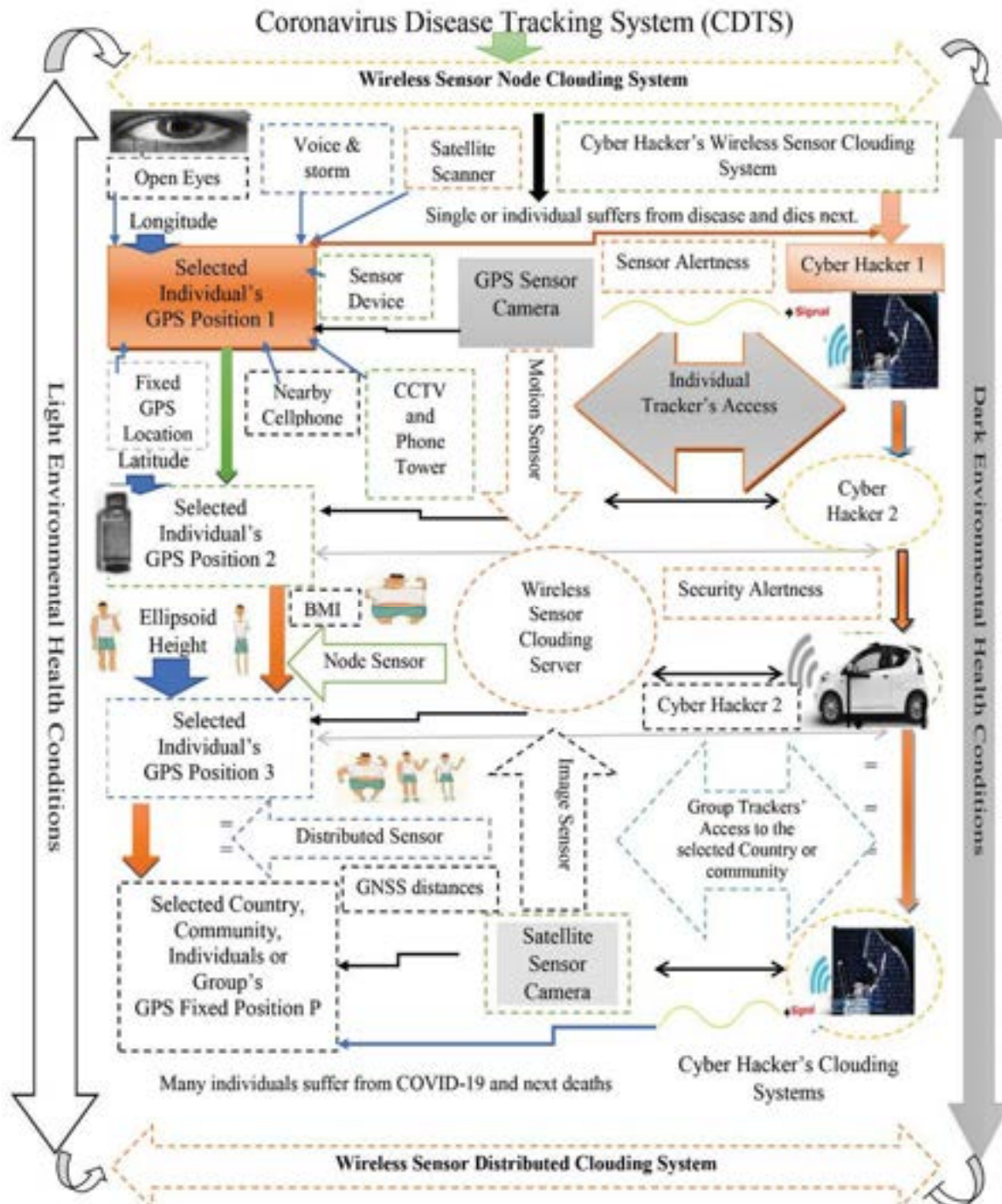


Figure 11. Coronavirus Disease Tracking Systems (CDTS)

Every living-nonliving object will affect sensor transmission barriers at the fixed GPS/GNSS locations. Cyber criminals scan the individual's location due to visible active eyes or voicing or individual's storming in a fixed GPS position alongside hand phones and nearby sensor devices. Then they track the selected organ of the individual with a wireless sensor camera, MRI scanner and sensor active retina recognizer. They block electron transmission in tracked organs due to processed wireless sensor networks at fixed GPS locations. The sensed individual feels uneasy with pandemic disease symptoms at the individual's 15 fixed GPS locations. These fixed locations include as (i) Office room, (ii) Dining room, (iii) Bed room, (iv) Wash room, (v) Meeting room, (vi) Conference room, (vi) Media room, (vii) Communication room, (viii) Computer and Network Server room, (ix) Mobile, Telephone and fax room, (x) TV and Theater room, (xi) Kitchen room, (xii) Dressing room, (xiii) Healthcare room, (xiv) Operation room, and (xv) Other static GPS location.

3.11 COVID Variants and Wireless Sensor Wave

Several types of variants of Coronavirus produce through misuse of wireless sensors due to active open eyes, individual's voice, closed circuit camera and spectacles, active CCTV and GPS, and switch-on mobile phone, which as shown in Figure 12.

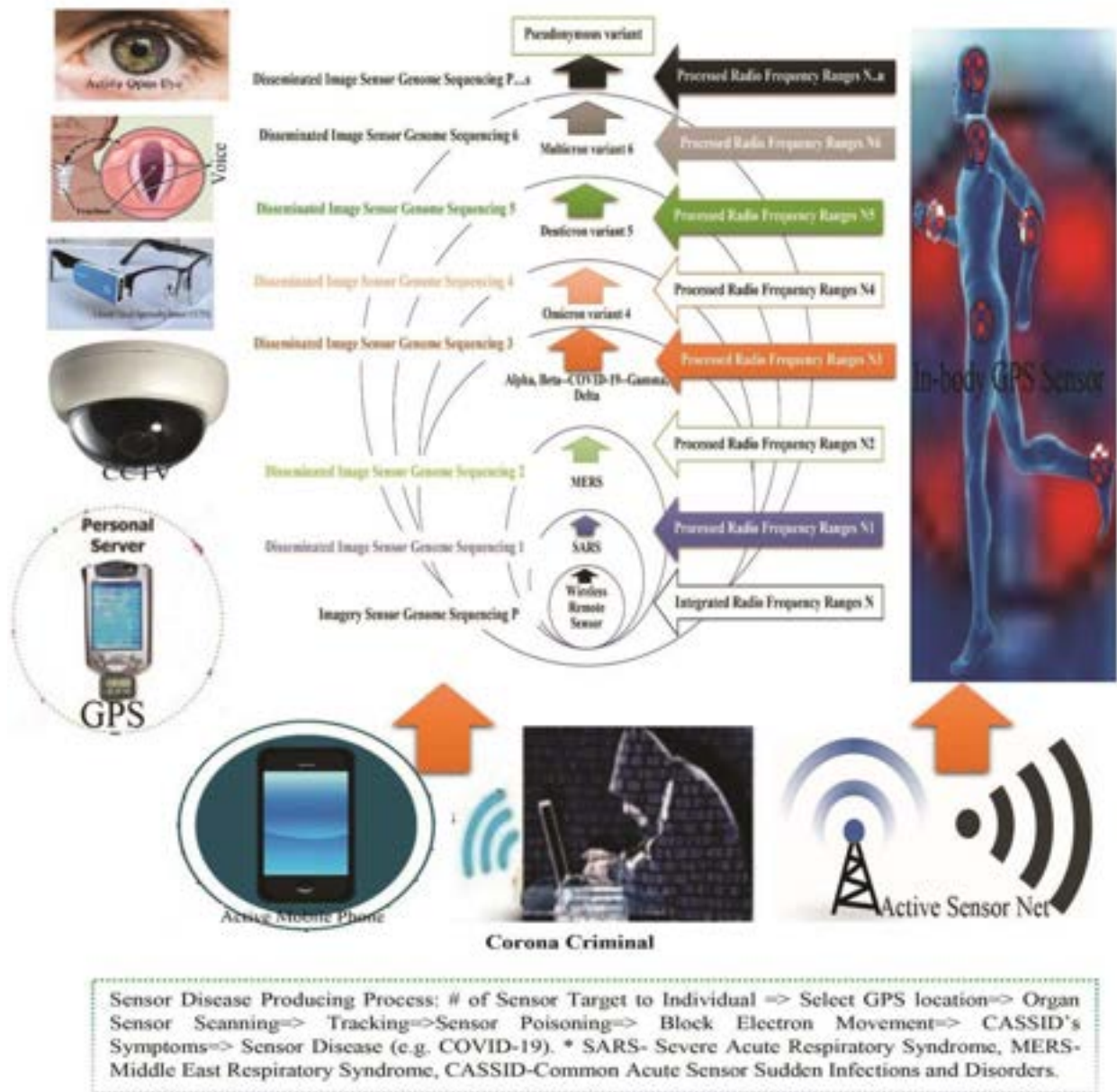


Figure 12. Sensor Disease producing process with variants

The variants are Alpha, Beta, Gamma, Delta, Omicron, Deuticron, Multicron etc. depending on the ranges of processed radio frequencies. All variants of coronavirus are digitally poisoned depending on the ranges of tracking radio frequencies. The processed radio frequencies block electron transfer (oxygen, carbon-dioxide, blood, water and fluid materials) due to active open eyes and adjacent active mobile phone, switch-on CCTV and GPS devices.

### 3.12 Hypnotized Brain and Changing Decision

Due to digital poisoning, the amygdala causes problems in memory processing, emotional reactions and even decision making. The victim then started talking nonsense, even shouting in anger. Again, tracking in the same organ, this problematic brain converts into virtual brain, which as shown in Figure 13. Cyber criminals send text to this brain with telematics particles for hypnosis. The victim hypnotizes with the telematics particles at a fixed GPS location. This text converts into voice, which is stated by the victim at a specific event.

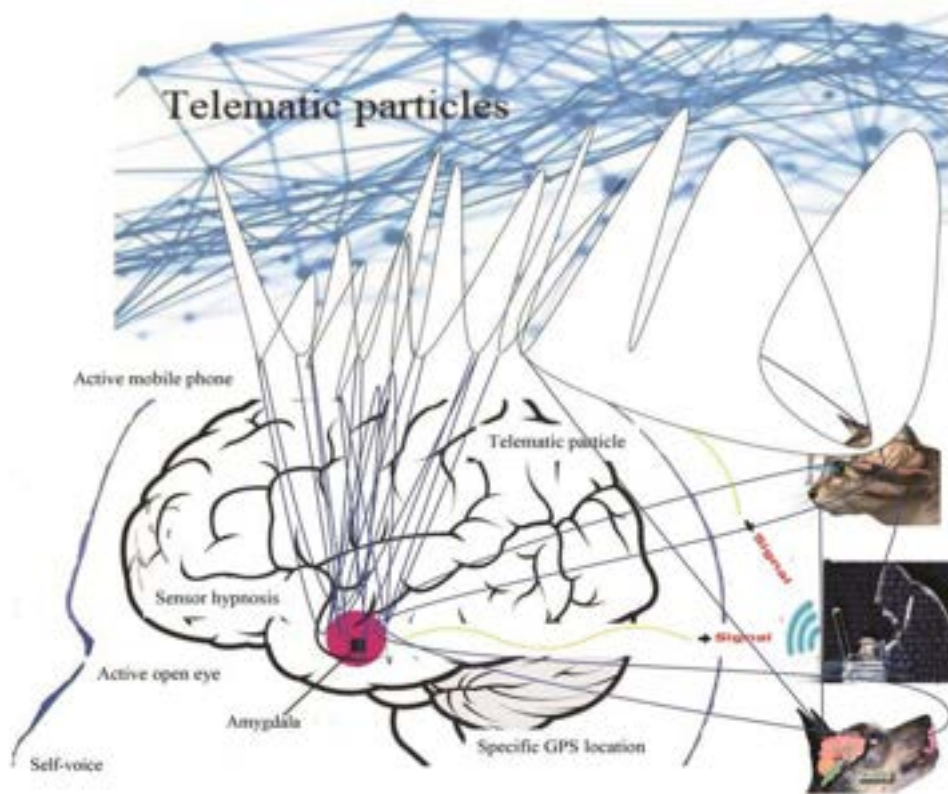


Figure 13. Hypnotized Amygdala through tracking with wireless sensor device

If a person or animal is hypnotized or gravitated by wireless sensor technology, the person / animal suddenly becomes angry, loses memory, loses the ability to make good decisions, talks nonsense, commits suicide or is arrogant to injure or kill another. Thus, when a judge is hypnotized, that judge surprises everyone with an unexpected verdict. The same is true of the police, the administration, the policy-makers, or the statesmen. Hypnotic individuals are more prone to various CASSID diseases, such as dementia, Alzheimer's, mental depression and schizophrenia etc.

### 3.13 Perception on Lockdown

The study represents the perception of lockdown during the coronavirus pandemic spreading ding countries. From the survey, approximately 91% of respondents opined their opinion against lockdown, which as shown in Figure 14. The study shows the mysterious lockdown is the tactic of cyber criminals for the fulfillment of political agenda. During the lockdown period, most people stay at resident or at fixed GPS location. The respondents use mobile phone at a specific GPS location with active open eyes and self-voice. So, cyber criminals track the respondents due to adjacent mobile phone or active open eyes, meanwhile their life is in risk due to wireless sensor tracking. The study enhances on free from mysterious lockdown in all situations.

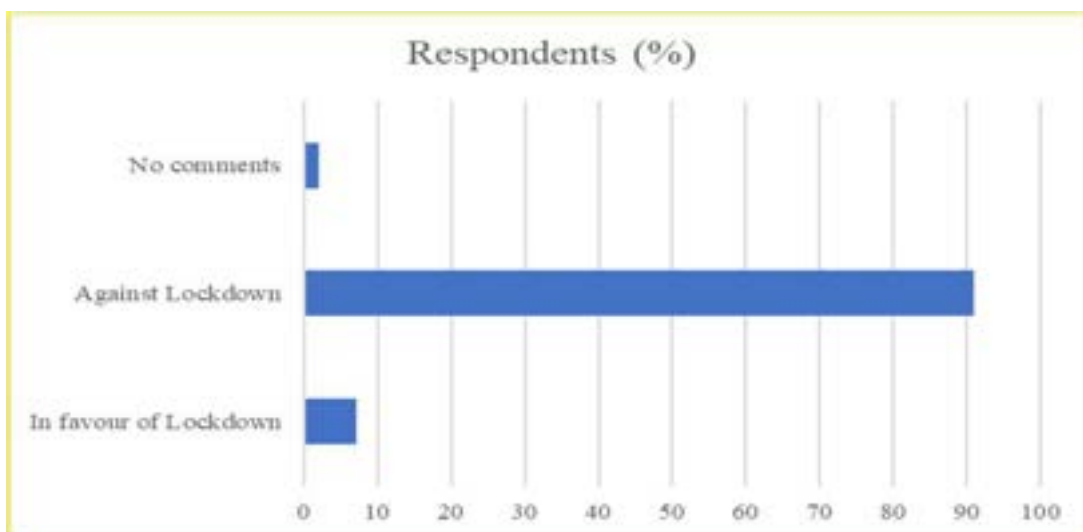


Figure 14. Perception on Lockdown at coronavirus pandemic

The study represents a link between lockdown, shutdown and coronavirus pandemics. It is a political campaign by cyber criminals to harm people and create economic crisis nationally, regionally and globally. When people stay indoors because of lockdowns, cybercriminals track down occupants with each wireless sensor device, increasing the number of deaths from COVID-19. When cyber criminals track people into the amygdala with hypnosis, this creates a complication of fear and emotional states among the housemates.

3.14 Severity of Coronavirus

The Spread of the coronavirus disease pandemic is novel in the world. The status was mild, moderate and severe. The survey was about 62% of the respondents expressed their attacking phobia as moderate, 25% as severity and 11% was mild, which as shown in Figure 15. The study represents the security status from coronavirus due to unwanted tracking of cyber criminals at a fixed GPS location.

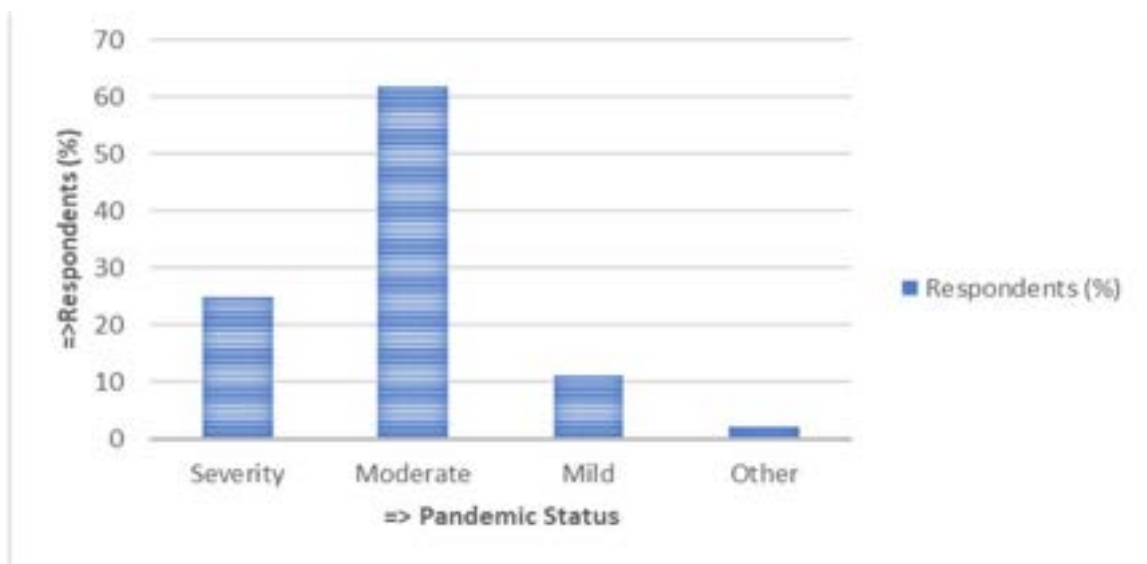


Figure 15. Pandemic Severity Status

3.15 Vaccinated Perception

Coronavirus disease pandemic spreads worldwide. For recovery, most people were waiting for the vaccine. COVID-19 vaccines reach the State slowly. Due to this situation, about 44% of respondents were as vaccinated and 52% of them as “not vaccinated”, which as shown in Figure 16. The study represents that no guarantee to recover

from coronavirus vaccine. The study also shows the vaccine is not “only” solution free from COVID-19. Vaccines allow for adult except children under-aged 10. It is mentioned that only this provision is for humans. Actually, the study focuses the vaccine connects with tracking of cyber criminals with GPS sensors.

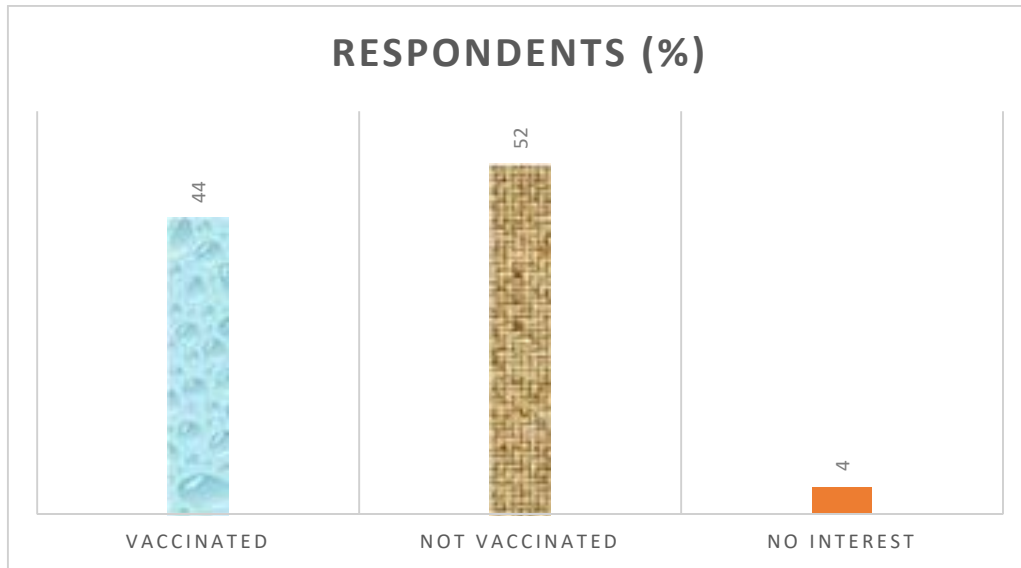


Figure 16. Perception on vaccinated to recover COVID-19

3.16 Travel Risks

During the period of Coronavirus disease, many tourists are at risk in travel at home or abroad towards visit spots due to spread of pandemic disease. About 92% of respondents were in travel risks, 7% of them in “no risk” at the COVID-19 period, which as shown in Figure 17. The study illustrates on the proper travel with vehicle network control unit during the COVID-19 pandemic period. Tourism medicine enhances the alertness due to spreading coronavirus at travel situation. The study also represents on the risk of burning all types of vehicles due to tracking with high radio frequency sensor devices.

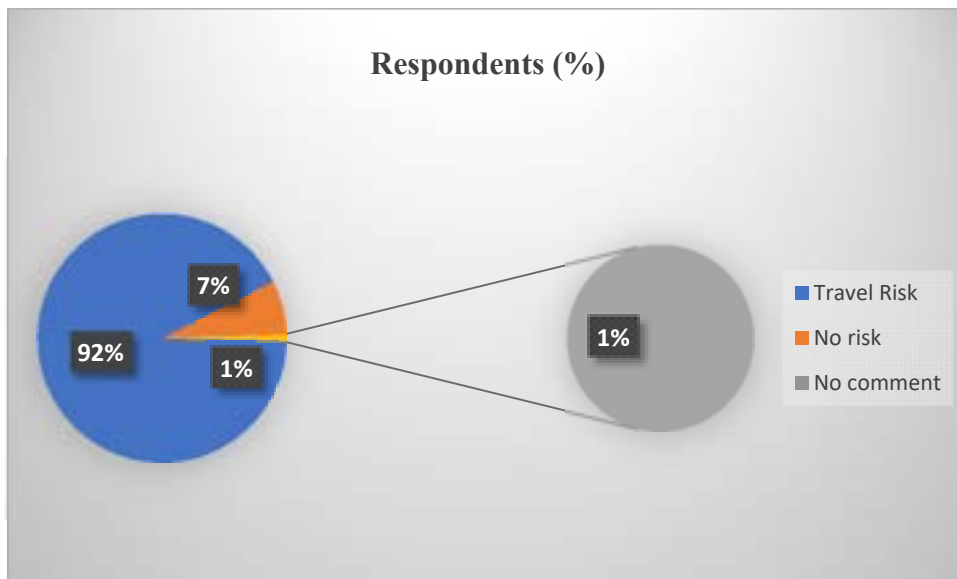


Figure 17. Tourists’ Travel status during COVID-19 period

3.17 Disease Phobia

From the study, the respondents were three types including frustrated, more frustrated and not frustrated for the survey on phobia against Coronavirus disease. Out of them, approximately 63% talked on “frustrated condition” on self-support condition during lockdown on coronavirus pandemic, which as shown in Figure 18. The study represents the exposure of infodemics increases the COVID-19 phobia among general people due to tracking at amygdala and created fear and emotion. Due to tracking, above 360 CASSID also produces from wireless sensor devices at a fixed GPS location.

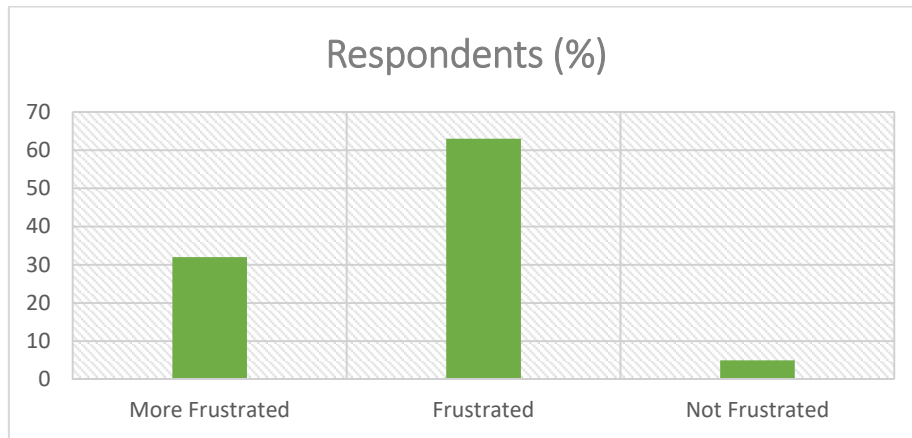


Figure 18. Disease Phobia on Coronavirus pandemic

3.18 Highest deaths from COVID-19

Total deaths from COVID-19 is 5,585,843 on January 20, 2022. Top-ten countries in the world had the highest deaths from Coronavirus disease. These are the United States, Brazil, India, Mexico, Russia, Peru, Indonesia, the United Kingdom, Italy and Iran. The highest death toll is 880,976 in the United States and the lowest 132,172 in Iran out of this top-ten. Out of them, the United States is the highest country on death from COVID-19, which as shown in Figure 19 (According to Worldometer Survey on January 20, 2022 at 02:00 pm GMT. The graphical presentation with the trend line also showed the equation with accepted R-square value.

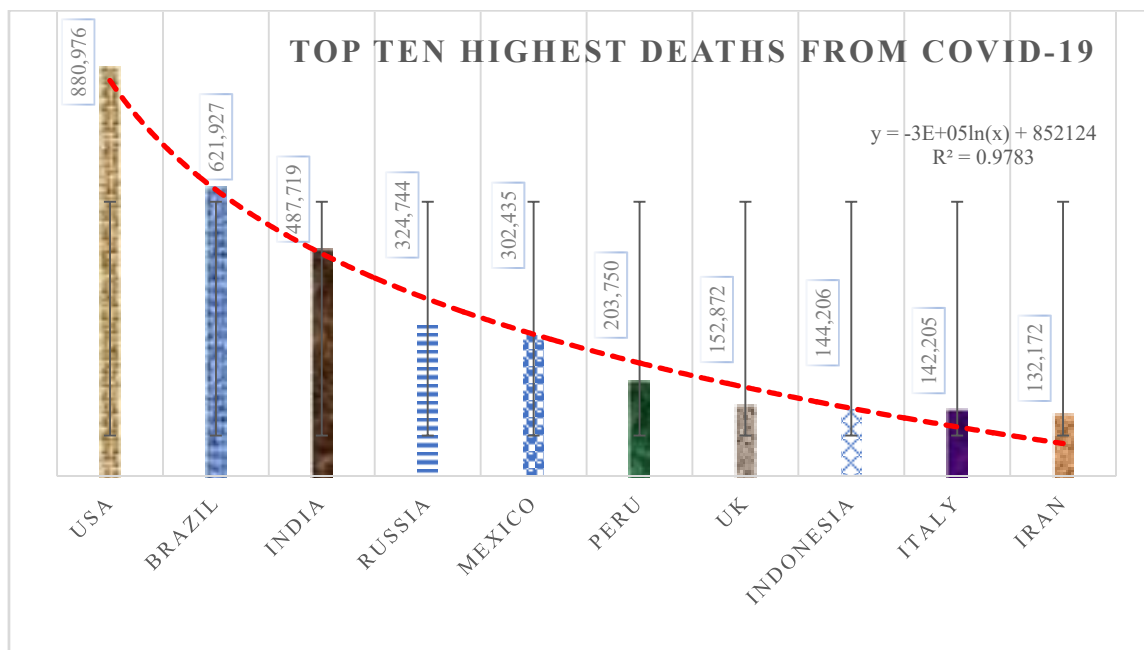


Figure 19. Top-ten Countries deaths from COVID-19 worldwide

GDP per capita decreases in the period of COVID-19 of the top-ten countries, which as shown in Table 3. The study represents the increase of death from COVID-19 is proportional to GDP loss due to misuse of wireless sensor technology.

Table 3. Top-ten countries with GDP per capita from 2019 to 2020

Top ten countries	GDP per capita (US \$)		Remarks up/down in the period of COVID-19
	GDP 2019	GDP 2020	
USA	65279.53	63413.54	↓
Brazil	8897.55	6796.84	↓
India	2100.75	1900.71	↓
Mexico	9950.45	8329.3	↓
Russia	11479.65	10126.72	↓
Peru	7027.61	6126.87	↓
Indonesia	4135.2	3869.59	↓
UK	43070.5	41124.5	↓
Italy	33641.63	31714.21	↓
Iran	3114.62	2422.51	↓

3.19 Sensor Network Security

The study identified the perception of respondents on secure sensor networks, which as shown in Figure 20. About 96% of respondents opined for secure sensor networks for security.

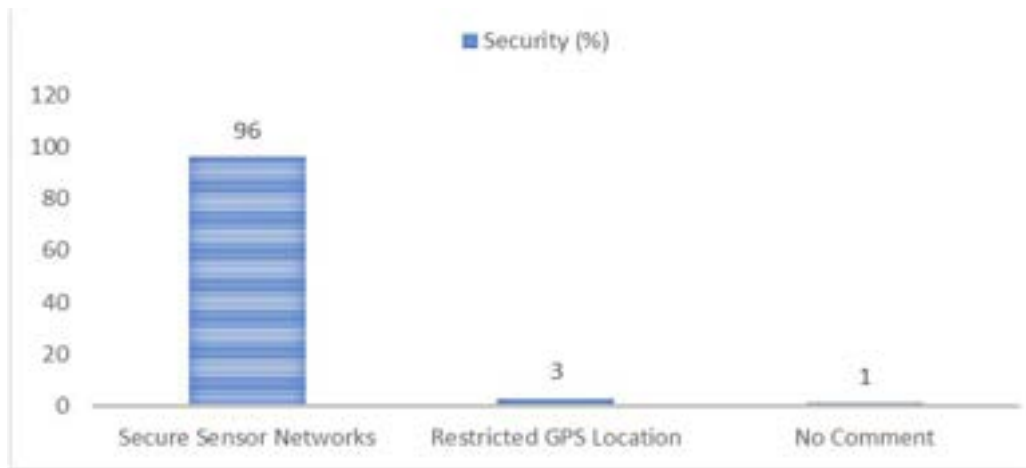


Figure 20. Perception on secure sensor networks

The study illustrated (1) Digital theft can be done by displaying false information and fake interfaces. (2) Human decision-making ability is destroyed by hypnotizing sensors. (3) People and animals are killed by digital poisoning through in-body GPS sensors. (4) People, animals and objects are burned by high frequency devices. (5) Systematic high-powered GPS and GNSS sensors are used to create environmental pollution and climate crises anywhere in the world.

3.20 Inference

The study shows the wireless sensor tracking of more cyber criminals has led the COVID-19 pandemic to higher severity and more deaths, as well as stealing huge amounts of dollars through false interfaces in target-oriented states, resulting in lower per capita GDP. From the study, the researcher discovered the coronavirus from the ISNAH effect, which as denoted:



*“Due to the active sensor technology, every human, animal or object is affected by the processed radio frequencies of its movement through electromagnetic transmission within the boundaries of the body in the GPS positions and GNSS distances. This effect is proportional to its weight factors and disproportionate to its GPS positions and GNSS distances. As a result, the person, animal or object is damaged by the changing waves and for recovery systems, the living object should change instantly from the existing location with tightly closed eyes”.*

So, the study identified the source of coronavirus is from the wireless sensor device to block electrons as a ‘digital poison’. The above analysis indicates that the spread of the coronavirus pandemic shows a decline in the quality of health care due to misusing technology, mysterious lockdown and social unrest. Therefore, much of the world is not expected to recover to pre-pandemic output levels by 2022. At that time, the top ten countries in the world had increased deaths from COVID-19, but other countries fluctuated. On the other hand, in 10 developed countries, their GDP per capita decreased in that time. It is the cause of deadly socio-economic horrors in pandemic situations. Even before the pandemic, some of these countries lagged behind in lockdown. The risk of another losing decade in terms of economic growth is already taking on a larger scale for several countries in Asia, Africa and other parts of the world. The COVID-19 crisis has exacerbated structural weaknesses, social instability, widened economic inequalities, neglected ethical rights, degraded employment, disrupted human capital savings and increased the infobox. Long-term sluggishness or declining per capita income can lead to social conflict and challenge the target-oriented goals for sustainable development. Overall, the study identified the myth about coronavirus is a political propaganda of cyber criminals worldwide through the clouding wireless network. So, dynamic health security is urgent.

#### **4. Discussion**

The study illustrated that in the Corona pandemic, people were aware and worried about their health. On the other hand, Corona Criminals mislead the general public with false propaganda and misinformation and make them sick with various diseases including coronavirus disease. The research continues on dogs and cats in the ISNA process, then on trees, on water, on ice, on soil, on brick walls and a few other objects. One is experimenting and weeping over the results - because, in his research, the impact of sensor technology on human-animal-plant and other objects through mobile phones is a very serious infection, as highlighted in PhD thesis ([url: https://ir.unimas.my/id/eprint/24535/](https://ir.unimas.my/id/eprint/24535/)). The impact was so severe that the researcher did not use a mobile phone from February 2017 to July 2018. At this time his relatives in Bangladesh thought that he had become fatal or was missing or had died of insanity while doing research. However, on May 21, 2018, his Ph.D. degree was confirmed. The researcher believed that the PhD certificate would not only be in his own pocket, but would also show the results to everyone in the world. The researcher then shared the results of his research in many different places. Many said the research was very good for awareness as rare, unique and novel. The researcher conducted the first seminar on the subject of ISNA research at the Sarawak Heart Foundation, Samarahan on July 26, 2018, where doctors, nurses and others were very happy and thanked the presenter all for presenting the results of the exceptional research. Coronavirus discovery with wireless sensor technology, which will open new horizons in medical science. This discovery will lead to further advancement and prosperity in health technology, if proper precautions are taken. Although many are still unaware of the dangers of telematics, the Internet of Everything, and the misuse of artificial intelligence, still their security is not strong enough. As much as these technologies have benefited, they have also been abused and propagated. For example, the misuse of advanced sensor technology can lead to more than 360 sensitive pandemics, including coronavirus (Miah et al., 2021), sensor heart attack (Miah et al., 2022), sensor diabetes (Miah et al., 2020a and 2021g), liver cirrhosis, tracheal cancer, stroke, acute respiratory distress syndrome and multiple myeloma etc. By abusing systemic sensor technology, corona criminals held people all over the world hostage for months, threatening coronavirus disease. They killed above 5.5 million people through the misuse of sensor technology and made millions sicker, which they will continue to condemn in history (UNG, 2021; WHO, 2021a; UNICEF, 2020; UNICEF, 2021; UWI, 2020; van Kampen et al., 2020). Coronaviruses belong to a large family of viruses that can cause a wide range of acute respiratory distress syndromes (Mostafa et al., 2020). The study also compared top-ten deaths from COVID-19 worldwide, which as shown in Figure 21.

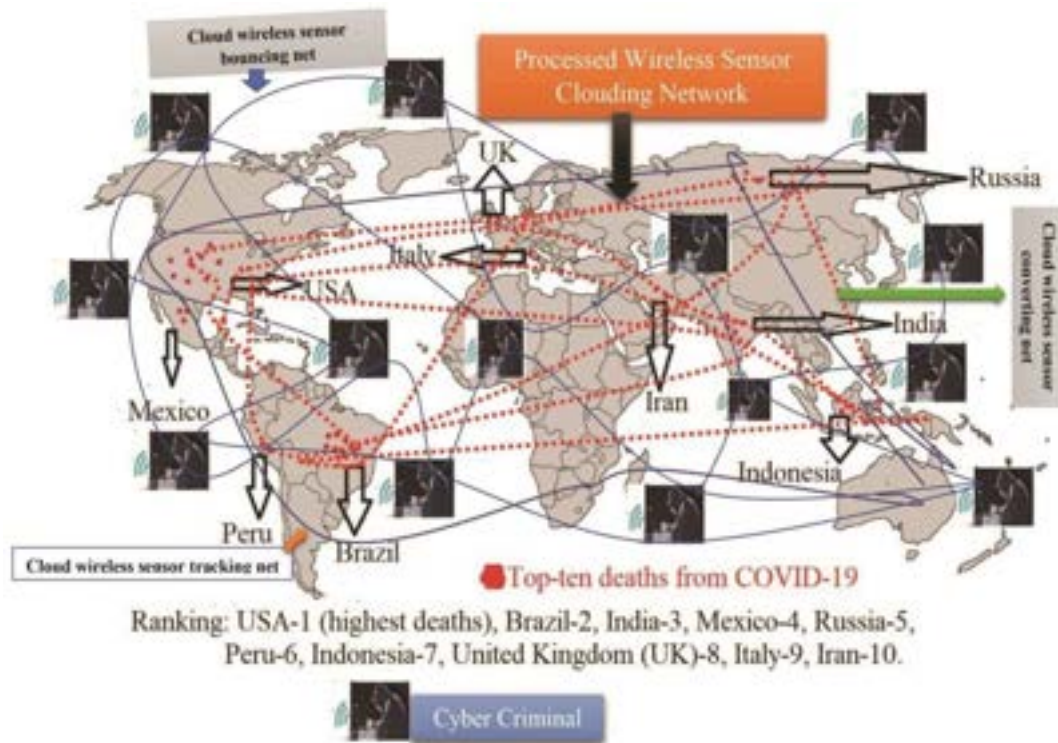


Figure 21. Top-ten deaths from Coronavirus disease worldwide

Cyber criminals spread false news about coronavirus, intimidate human society, mislead the nation, sicken and kill the cause of various sensory diseases in humans and animals, which will be tarnished in history. Soon the mystery of the misdeeds of cyber criminals will be revealed, then the people of the world will hate them with hatred. People will gain more new experiences by reading published research papers and will be more aware of the misuse of sensor technology in the future. Cyber criminals misuse sensor technology to spread false news, spread confusion on social media, display false interfaces, hide or delete important documents, and confuse people. For example, to avoid coronavirus, use masks, washing hands, adhering to social distances, praying at certain distances, being in isolation, etc., and following new health rules, which have nothing to do with the cure from coronavirus. According to Miah's research (Miah et al., 2021; Miah et al., 2021a; Miah et al., 2021b; Miah et al., 2021c; Miah et al., 2021d; Miah et al., 2020), these messages and hygiene rules are made by cyber criminals, who give them to the higher authorities by bouncing. Lacking knowledge of sensor technology, the higher authorities turned it into rules and regulations without justification and promoted it to all. Since the publicity agency is known, some people believe it. Some of these people are a media group of cyber criminals who turn false news into truth. By 2020, cyber criminals have created 362 diseases, including coronavirus, known as CASSID (Common Acute Sensor Sudden Infections and Disorders) (Miah et al., 2021a; Miah et al., 2021b). Mysterious Havana Syndrome (MHS) is also one type of CASSID (Miah et al., 2021 and 2021a), which showed as strange illness among United States' diplomats. The symptoms of MHS includes dizziness, nausea, tinnitus, and headache, which consists in the symptoms of CASSID (Akst, 2022; BBC News, 2022; Bronskill, 2022). The US diplomats were active open eyes, self-voice, adjacent hand phone and they stayed at a fixed GPS location. In that time, the cyber criminals tracked to US diplomats with advanced wireless sensor technology, and they suffered in MHS.

The study illustrates the sensor hypnosis as an example of Statesman: His Excellency the President is addressing the conference hall. For that time, there are six criteria for hypnotizing the President, namely: (i) it is a specific GPS position for giving speech, (ii) he is actively open eye, (iii) he is giving his active voice, (iv) he is giving his speech. The CCTV / wireless sensor is on camera during delivery, (v) he has a smart phone and (vi) his security forces and drivers use active wireless sensor devices. Thus, these criteria enhance the sensor hypnosis towards the presidential amygdala. At the hypnotic time, the President will deliver his speech as unexpected and insane. In this way, the misuse of wireless sensor technology, artificial intelligence and internet of everything can apply to other people and animals with CASSID and bouncing neuro-traffic. Most higher professionals can affect this hypnotic situations due to misuse of wireless sensor device with sensor diseases, particularly Secretary General of United

Nations, Chair of Nobel Committee, Member of Nobel Committee, Nobel Laureates, Director General of Health, Prime Minister, Parliament Speaker, Chief Justice, Chief Election Commissioner, Election Commissioners, Political Leaders, Chief of Special Branch, Industry Leader, Company Leader, Inspector General of Police, Chief of Army, Chief of Navy, Chief Minister, Minister, Deputy Minister, State Minister, Parliament Member, Vice Chancellor, Treasurer, Professor, Cabinet Secretary, Secretary, Chairman of Public Service Commission, Registrar, Register, District Judge, Judge, Session Judge, Chief Metropolitan Magistrate, Executive Magistrate, Chief Auditor General, Divisional Commissioner, Metropolitan Commissioner, Deputy Commissioner, Superintendent of Police, Sub-Inspector, CID Officer, Immigration Officer, Finance Officer, Chief Accountant, Managing Director, Chairman, Director, Chief Executive Officer, Principal, Manager, Education Officer, Lawyer, Religious Leader, Community Leader, Scientist, Researcher, Airport Director, Head of Department, Health Officer, Chief Medical Officer, Director General of Health, Chief of NGO, Businessman, Landowner, Renter, Country Director, Car/bus Owners, Investigation Officers, and others, who are decision-makers dynamically at national, regional and global.

#### *4.1 Myth about Using Mask*

Studies have shown that masks are not mandatory in preventing coronavirus disease (Miah et al., 2021 and 2021a). Whether you use a mask or not, there is no doubt that cyber criminals can infect anyone with sensor tracking in a variety of pandemics. This is because, through this tracking, the person in the designated GPS position is digitally poisoned and the movement of electrons in certain parts of the affected person's body is suddenly obstructed. As a result, the person suddenly becomes ill, even though he has been wearing multiple masks for a long time. So, the use of masks has nothing to do with the prevention of coronavirus disease, although people have been using masks for a long time and the spread of coronavirus disease is also increasing. The governments of many UN countries have enacted laws to imprison and fine ordinary people for not wearing masks. Many have died of coronavirus infections, and many have used masks, and many are still using them, but coronavirus deaths have not stopped. Studies have shown that coronavirus disease is not a contagious disease but a sensitive technological poisoning, in which cyber criminals use radio frequencies with sensor telematics devices to digitally target the retina or speech of a selected person, or a nearby mobile phone or a person with a specific GPS location (Miah et al., 2021; Williams, 2011). Cyber criminals track several times and kill a selected person through a sensor cloud system, and they falsely propagate in the media that the person has died of coronavirus disease. However, the victim was wearing a mask until his death.

#### *4.2 Mysterious Lockdown*

Lockdown is a political strategy to fulfill the target-oriented digital killing at a selected territory or community, who are competitors at local, national, regional and global levels (Miah et al., 2021 and Miah et al., 2021a; Habib, 2020). According to suitable time of cyber criminals, they track group-wise with cloud network system to the target-oriented community for a specific time. Then they send bouncing message to the higher authority of the State for lockdown. The higher authority declares lockdown without verification of the received message. However, lockdown is a eye-wash to the general people, which is suffered to the urgent people and others. The study shows the mysterious lockdown is proportional to CASSID due to misuse of advanced wireless sensor networks, active open eyes, adjacent switch-on mobile phone and staying at a fixed GPS location. On the other hand, national and global economic values also decrease due to mysterious lockdown (Miah et al., 2021; Miah et al., 2021a).

#### *4.3 Research Evidence*

No matter how much wealth a person has, health is his greatest asset. That is why it is said that health is the root of all happiness for living a healthy life. The source of all happiness is the contribution of good deeds of human beings and also due to immoral deeds, various diseases of human beings are caused (WHO, 2016; WHO, 2019). With the help of advanced sensor technology, people are living happily ever after and due to its misuse, some people are suddenly dying of various sensor diseases, especially coronavirus, cardiac arrest, stroke, diabetes and acute respiratory distress syndrome. Studies have shown that coronavirus is a man-made sensor virus, created through advanced wireless sensor technology. As abusers, cyber criminals use telematics devices to carry out digital poisoning by combining sight, sound, near-distance sensing devices, and the current location of people or animals or objects through tracking; Capturing disease symptoms with fixed GPS and satellite navigation wireless sensors on global, then turning it into sensor disease or CASSID (common acute sensor accidental infection and disorder) (Miah et al., 2021; 2021a). Some cyber criminals are abusing electromagnetic and gravitational energy, including advanced wireless network technology through sensor tracking, which will cause serious harm to humans, animals, objects, the environment and climate change (Miah et al., 2021d). As a result, humans and animals can be killed instantly with the help of advanced wireless sensor technology. On the other hand, it burns all

living-beings and objects to ashes with the help of the same processed sensor technology at different radio-frequency ranges.

4.4 Unexpected Situation

Through wireless sensor technology, some cyber criminals have created a deadly coronavirus disease (COVID-19), which has caused a global health crisis (WHO, 2020). That is why they will be stigmatized, condemned and hated in history. All nations of the world will never forgive those who misuse wireless sensor technology to kill over 5.6 million people speaking of this COVID-19 pandemic. They will one day be tried in an international court in this world, but that day is not far off. They spread many lies, mislead people with misinformation, alienate their loved ones, and create social and physical distance by hypnotizing. The people who have been killed by cyber criminals have spread false propaganda at the funeral of the deceased and have ensnared them in a web of superstition through family and social distance. The only earning member of the family was killed by the cyber criminals with the help of sensor technology and brought famine in the family, then the family lost everything and today they are living a helpless life. Cyber criminals killed many talented and efficient officers with sensor technology and then appointed a member of the cyber criminal to the post. Many businesses, schools, colleges, universities and other institutions were closed for a long time during the Corona period, which is rare in the history of the world. Cyber criminals have shut down the world communications system with misinformation. Cyber criminals have created conflicts with each other over the central role of social connectivity in the care of palliative care by creating family separation. While the sick patient will have a loved one - this is normal, but cyber criminals have kept their loved ones at a disputed distance by giving wrong information. Cyber criminals have created a frustrating situation among families to connect with the dying patient’s loved ones amid restrictions on visiting visitors throughout the pandemic, and those families are at grave risk, unimaginable (Mark et al., 2004; Priya et al., 2013; Miah et al., 2021a). This was the unexpected situation during COVID-19 pandemic, which as shown in Figure 22.

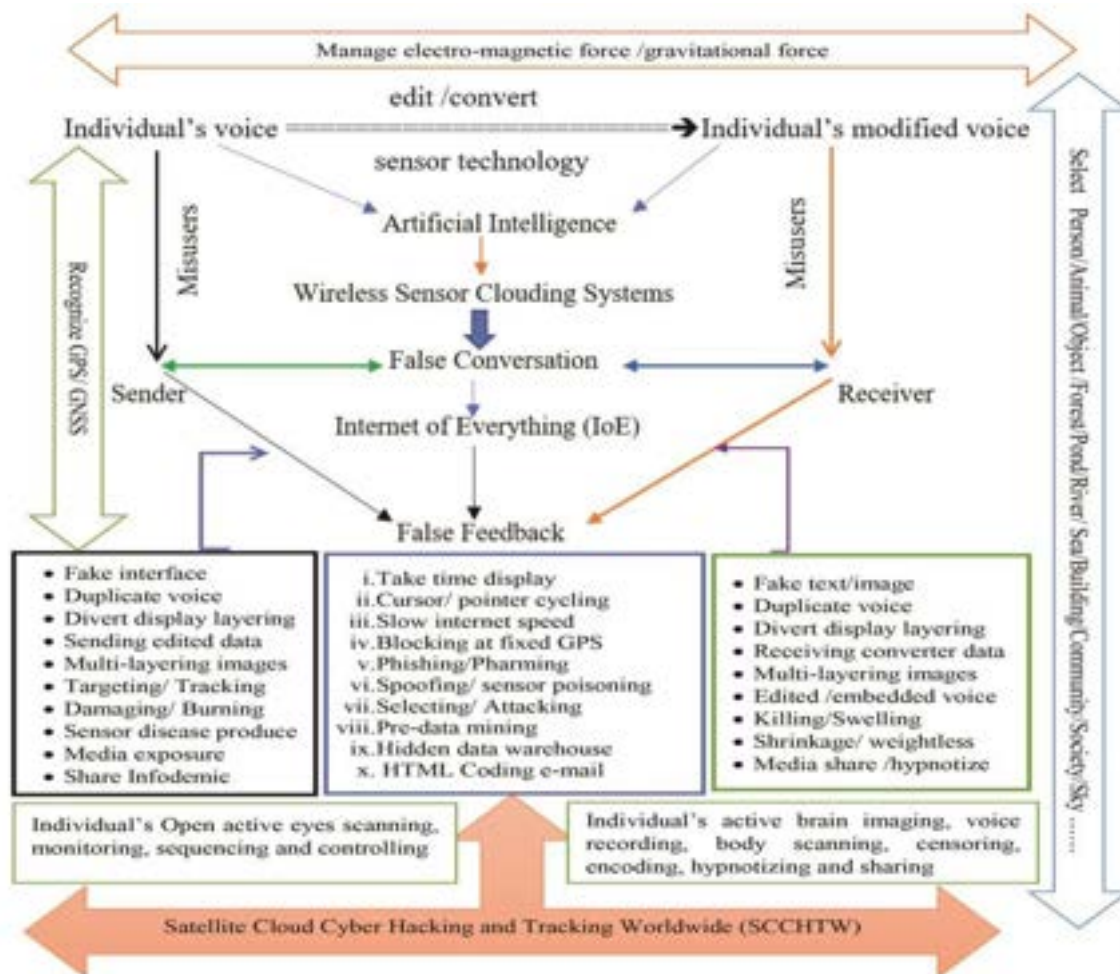


Figure 22. Digital Poisoning with false voice, text or image between senders and receiver’s conversation during calling, receiving, interfacing and displaying data /images at the fixed GPS location (Miah et al., 2021c)

Almighty Allah (The Creator) said in the Noble Quran as: *Evil (sins and disobedience of Allah, etc.) has appeared on land and sea because of what the hands of men have earned (by oppression and evil deeds, etc.), that Allah may make them taste a part of that which they have done, in order that they may return (by repenting to Allah, and begging His Pardon)* (Hilali and Khan, 2021). Some cyber criminals create evil deed and fear around the earth. Allah (the Creator) said in the Chapter three of Holy Quran: *That is only Satan who frightens [you] of his supporters. So, fear them not, but fear Me, if you are [indeed] believers* (Surah Al Imran, verse 175) (Saheeh International, 2022). Allah (the Creator) said in the chapter three, verse 139: *“So, do not weaken and do not grieve, and you will be superior if you are true believers”* (Saheeh International, 2022a).

So, the study seeks to unmask cyber criminals lying about coronavirus, which is learning beyond the generations.

#### 4.5 Myths Perspectives

The administration and cyber security officials are not able to bring them under the law easily - all this can be found out through his research and field survey. Because, his research on all these things, finding solutions to problems, reading and teaching, which is a source of excitement in him through lifelong philosophy-research. With this in mind, the researcher received an offer to enroll for a PhD at UNIMAS Malaysia. He enrolled on October 8, 2014 and in December of that year he presented the proposal defense to the academic committee (Miah, 2018). Everyone on the committee was very happy to see the title of the proposal. Research continues day and night. Deep thoughts in the head, this is the last study of his life, which is the exception, the uniqueness and the historical context in the world. As a child, his mother prayed that his education would be the best in the country and that his research would be the best and exceptional. And his mother used to warn him that a candle melts when it goes to the fire, just as it melts - a good boy, a bad girl. “Then he did not pay much attention to his mother’s words, but remembered. When he began research abroad, he observed that 3 to 5 rhinos die suddenly every day in Africa’s National Kruger Park - which he highlighted in his thesis (Miah, 2018). In addition, wildfires in Australia, wildfires in the Amazon in Brazil, wildfires in California, ponds, rivers and seas in many countries are dying fishes (Miah et al., 2021e), tsunamis in Indonesia and earthquakes in Japan, even many fish are dying in Lake UNIMAS (Miah et al., 2021d). You can also know that many people are dying every year due to various diseases including SARS, MERS, sensor cardiac arrest (Miah et al., 2022), diabetes, shortness of breath, multiple myeloma, back pain and breast cancer etc. He is deep in thought. At one time he also fell ill with various diseases. But he did not despair. Because, Allah (the Creator) does not like despair. Moreover, he is aware that he will never have cardiac arrest or diabetes, thus building immunity in his body. But why did he have a heart attack while doing his PhD research? Why did he have diabetes? Tracheal pain? Which made him think deeply. This is not supposed to happen. He thought “what is the mystery of myth?” Then the researcher inspired to search the root causes of coronavirus against myth subculture. Above all, the researcher succeeded in knowing the cyber criminal’s historical myth’s perspective.

#### 4.6 Post-COVID-19 Ways to Solve Life Crisis

Life is conscious and struggling to tackle existence. Where there is life, there is struggle - let the pandemic come or not. Coronavirus is a man-made pandemic worldwide. Those who were aware of the virus lived a healthy and happy life during the Corona period. However, as we live before March 2020, the people of the world have gone through a post-COVID, realizing how strange things like lockdown, shutdown can occur (WEF, 2020). Now that post-COVID time is running out, people are living in uncertainty about when this coronavirus will end. Now is the time for everyone to be attentive, to take appropriate action, to be aware of the need to build a peaceful world. Experts around the world say that the tuning of the human mind and brain during coronavirus has lost its balance and various programs are underway to bring them back. To this end, mental health clinics have already been launched in various countries of the world to be free from post-COVID trauma, to be aware of the use of mobile phones, and in some cases to use one’s words and vision properly. The clinic is being taught mental health and proper health techniques to restore mental balance. Because of the effects of COVID, most people experience anxiety, depression, anger, stubbornness, boredom, intolerance, and unwanted arousal (Young et al., 2020). As a result, normal human life is not as normal as before. Due to this, the rhythm of people’s daily activities is decreasing. Many have lost their normal pace and are suffering from confusion and indecision. Negativity is at work among many unemployed people. Those who are under house arrest due to panic are also having shortness of breath, not having the courage to go out, new variants are coming and many are trembling with unexpected fear and big emotional breakdown. A large part of our young generation is losing their life goals and motivation to do great deeds. It will take a long time to handle the ethnic situation due to the closure and lockdown of educational institutions. That’s why researchers are conducting research around the world on ways to overcome post-traumatic stress disorder. The coronavirus crisis is the artificial agenda, and to solve it requires making the right decisions in

human life, which are inextricably linked with the right life. Because life means that one pandemic challenge after another will come and people will face it with the right and timely decision. Thus, the way out of the problem is to build a life of struggle, so that the pandemic problem can be solved quickly and accurately, efficiently, intellectually, diplomatically and actively (WEF, 2021). Because all the people of the world are accustomed to living a healthy, calm life with inexhaustible vitality and proper use of secure wireless sensor technology. In this way, the next crisis of life will be easily solved.

#### *4.7 Scientific Recovery*

If a person suddenly suffers sneezing, hiccups, coughing, hypnosis, runny nose, flatus, chills, headache, discomfort or gasps after being in a certain place, immediately closes his eyes, wears sunglasses (anti-radiation glass), clothes black cloths and quickly changes his existing place to a new place (Miah et al., 2021). This is a must do. The person can then wear sunglasses (anti-radiation glasses) with their eyes closed for at least 7 to 25 minutes in the new place, if the body feels abnormal or weak. The recovery model can enhance the management of pandemic and non-communicable diseases (Glasgow, 1995).

No mobile phone, electronic device, telematics, GPS (Global Positioning System) or any sensor device will be with you while you are in the new place, but personal area network control unit (PANCU), anti-radiation bed, radiation free mosquito net can be used. The isolated room is set up as Personal Area Networks Control Units with close eyes and changing options including GPS locations, GNSS distances and body boundary areas. If you have a sensor device or RFID detector, you can detect the processed radio frequency in the patient and switch-off immediately at real-time in GPS position, then the patient recovers from coronavirus disease. Individuals can follow yoga as a psycho-scientific treatment regularly. Because meditation is a good medication for all ages of genders. It sustains cooling in the brain and cleansing in mind due to effective respiration (Miah et al., 2021; Miah et al., 2021a). The consciousness model illustrated with diverse parameters against myth about coronavirus disease, which as shown in Figure 23. The DRAST (Disease Recovery through Advanced Sensor Technology) is also a recovery tool from pandemic diseases (Chowdhury et al. 2021). The higher authority of State can form the Rapid Action Force Against CASSID Criminals (RAFAC). The formation of legal force is also a scientific recovery tool (COVAX, 2020) to manage the CASSID (Common Acute Sensor Serious Infections and Disorders) or sensor pandemic diseases. The Government of the State can control the advanced wireless sensor networks with GPS / GNSS Gateways according to integrated ICT Policy at national and international perspectives.

Individuals need to be mentally and physically aware before they get coronavirus. They need to keep their eyes on whether cybercriminals are around, above or below their offices and residences. Are cyber criminals using smartphones? If they use smartphones, individuals must set up network isolators in designated bedrooms, bathrooms, kitchens and meeting rooms. When individuals go to sleep, if they have sneezing, hiccups, flatulence, yawning or teeth clinching, they should move immediately and after these are done, close individuals' eyes tightly and stay somewhere else for 5–25 minutes. However, at this time they will not have a mobile phone or sensor device with them, they will not be able to talk and they must wear anti-radiation sunglasses at this time. This way individual will be free from other sensor diseases. However, individual should keep in mind that cybercriminals monitor them on 24 hours a day with their active open eyes, on their voices and on their mobile phones, cyber criminals track them to certain GPS/GNSS locations and make them sick with digital poisoning. Then individuals get infected with more than 360 diseases including coronavirus disease, sensor acute respiratory distress syndrome, heart attack, diabetes, stroke, paralysis etc. So, individual's awareness is the only way to his/her well-being. Then he/she will consult a doctor depending on his/her sickness. Cyber criminals are the main factors of all variants of coronavirus, while individuals are the effective solutions for their awareness (Miah et al., 2019).

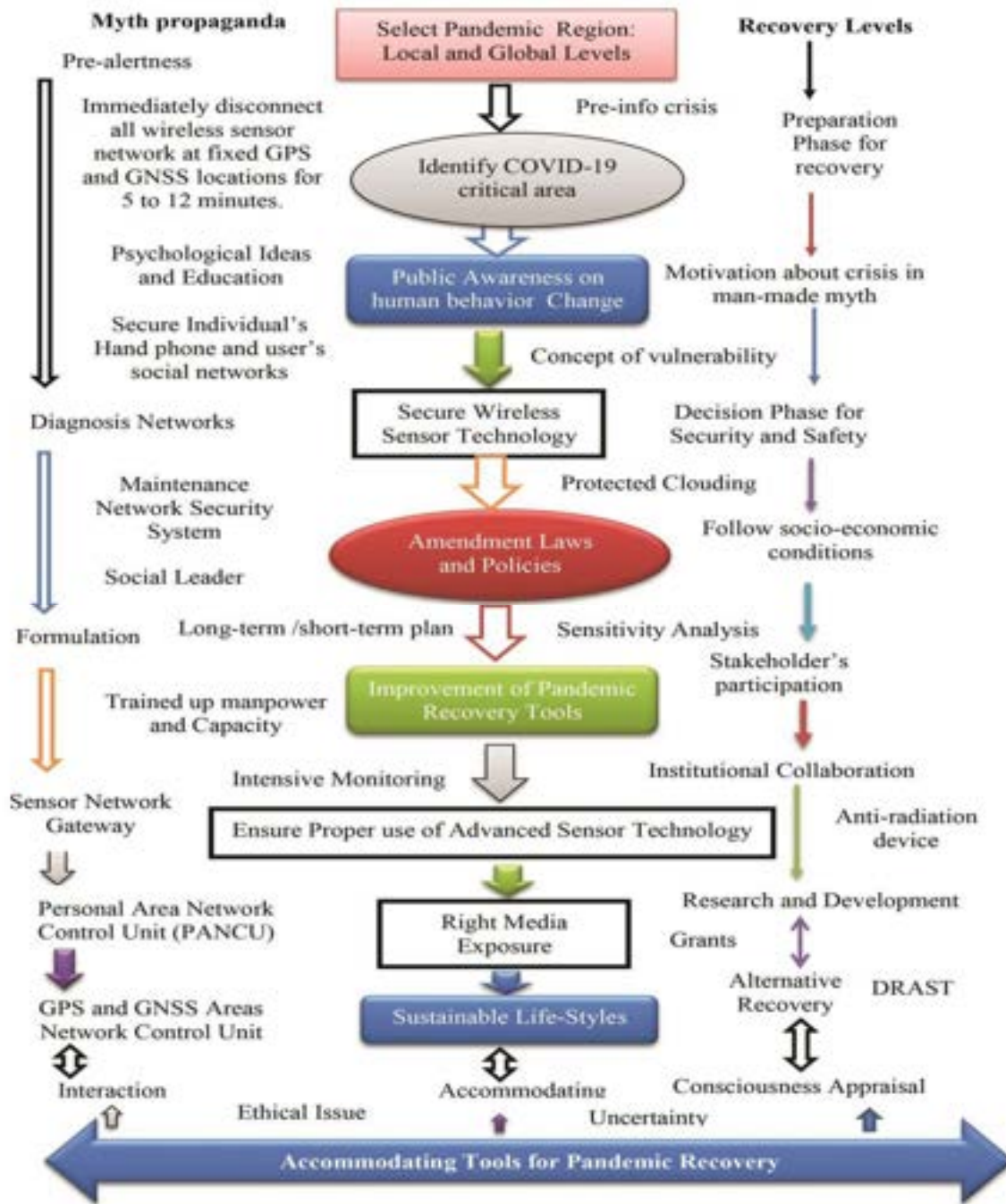


Figure 23. Consciousness Model against Myth about COVID-19

4.8 Global Awareness against Myths

How ruthless and cruel to him were some cyber criminals and some human society ignorant of sensor technology. Meanwhile, in line with his goal of raising awareness about the impact of various seminars, conferences, workshops, academic talk and sensorship technology, he continued to create awareness among individuals, organizations and communities about programs such as eradicating prejudice in human society, cyber security awareness and peace building. He wrote “Cyber Dajjal: Obstacles to Good Health” and gained a reputation as a “friend of all”. 200 copies of the book were distributed free of charge to 200 readers and distributed to 2 million readers online. Awareness is increased at home and abroad through published books. His contribution made it easier to end the cyber world war of pandemic coronavirus. The end of this war was very important for the establishment of world peace. He himself was a pioneer in establishing world peace. Moreover, he was trying to

spread the results of his research around the world and was enterprising. He is one of the pioneers in the fight against cyber terrorism, imperialism and fascism, and in the establishment of humanity and world peace. His sense of world brotherhood dates back to his student days. Later, he came down to the research field and made more people aware. During his research, when he developed the ISNA formula, the people of the world became more active against the cyber war, during which time he became ill for a while due to various diseases of CASSID. After recovering, he again participated in webinars, conferences, seminars and roundtable meetings. As a human being, he was the first to play a courageous role against sensor-technology terrorism, when everyone in the world was trapped in a web of cyber-terrorism, terrified and helplessly dying of 362 diseases, including corona. His four-pronged role in establishing peace against information terrorism deserves praise. Since then, many people around the world have been happy to read the papers published on coronavirus and diabetes. As a result, the published papers have been recognized in international journals. His writing is still going on today. His writing will continue to establish peace in the world for all people, which is for proper cyber security against cyber information terrorism. His published papers on coronavirus were very exceptional and diverse. Some scientists around the world were on the side of the origin of coronavirus and he was in direct opposition to them. The researcher is the first self-confident fighter against Coronavirus, who is vocal against Corona pandemic and cyber criminals.

#### *4.9 Cyber Criminals and Comprehensive Attack*

Scientists say the coronavirus has biological features and innovative researcher says sensors have technological features (Miah et al., 2021, Miah et al., 2021a), which cyber criminals at certain distances are abusing in animals and humans through remote sensing mobile phones through systematic clouding systems. Every human being uses optical sensors at certain distances by applying processed laser sensor waves to specific organs to block the movement of electrons, which is found in his research. Cyber criminals are doing just that when it comes to spreading coronavirus. Cyber criminals are scattered in different countries of the world through cloud systems, which are known through GPS (Global Positioning System) and Global Navigation Satellite System (GNSS). The target scans the sensor camera by capturing the target-oriented person, animal or object in GPS location and misapplies the remote sensing laser frequency. Then the person, the animal and the object get damaged and get sick faster in the dark than in the light. Again, through multiple tracking, they can be damaged and destroyed instantly. Cyber criminals have misused sensor technology to cause democracy problems in different countries of the world, wars have taken place in different countries and are going on. The Twin Towers and Chernobyl have been attacked by cyber criminals. There is unrest in the Middle East through misuse of sensor technology by cyber criminals. Participated in peace conferences in different countries of the world. By attending these conferences, the researcher has also exchanged views with peace-loving leaders from other countries. He has described his speech and experience in his book. Regarding peace, everyone's friend said, "World peace is the principle of life. Deprived, oppressed, tortured, exploited, neglected, victims of cyber terrorism and freedom-loving people of any country, the researchers stay with them till to the recovery period. We are all inhabitants of the same planet, we are all one. We want peace in all parts of the world, peace in all, and consolidation in the joint efforts of all." "But at first, many did not respond to this call of all-friends, so at this time cyber criminals organized and carried out cyber-attacks all over the world, and they spread the word about coronavirus in the media. And this trend continued for a long time all over the world. Not only that, by changing the sentiments of the common people and inciting Israel through the wrong message to attack Palestine, many people died there too. As well as the rise of world imperialism and the constant right steps against the rise of cyber criminals, it was also very naked. Everyone's friend stood against all this.

#### *4.10 Uncertainty*

Uncertainty is a normal, struggling and inevitable part of life that surrounds us, no more for the future than it is today. No one in the world is safe because of the variable and active processed wireless sensor network, fixed GPS and GNSS location with open eyes and self-voice, and the wireless sensor device next to it. Because, all these things increase the uncertainty of life. Most people are afraid of coronavirus disease, but no one can reveal the exact recovery without lying in the media. Whether it's a global epidemic, the global economy, or concerns about individual finances, health, schooling, institutions, professionals, politics, and relationships, much of what lies ahead for everyone's lives remains uncertain. Yet as human beings we want security as a fundamental right granted by the United Nations. We want to feel safe and have a sense of control over our lives, the environment, safe housing and well-being. Fear and uncertainty can make one feel stressed, anxious and powerless about the direction of one's life. Opposing the rise of cyber-criminals, the inhumane stance of some of the world's superpowers has been criticized by all-friends as "a major crisis, especially the cyber-terrorism of some cyber-criminals who are disrupting cyber uncertainty." When human rights are violated in the world through information-terrorism, people's just freedom is curtailed, cyber-terrorism is built on the interests of the cyber



antichrist, will the people of the world remain indifferent in the name of cyber security, in the name of vaccines (Milken Institute, 2021; Miah et al., 2021d)? No, no one will be like that, every conscious person will be safe with an alternative security system. Everyone-friendly, expressed that thought. He made it clear that the people of the world today are very conscious, no one will tolerate cyber terrorism. They are aware of infidelities and myths about coronavirus. So, the uncertainty of life is increasing day by day due to unsafe sensor technology.

#### 4.11 Coronavirus and Democracy

The world is divided, but the researcher is against cyber terrorism, and for the establishment of democracy, democracy will not be destroyed by the misuse of information, cyber everywhere in the country and abroad. When he will see terrorism, there they will build resistance through joint efforts, wherever we see human rights violations and the news of the erosion of human rights, we will create a storm of protest. And wherever a person suddenly falls ill, he develops alternative peace-treatment systems through the application of his dynamic model. In 2018, the name of the study on sensor technology test was "ISNA-Impact of Sensor Networks towards Animals", and in 2019 it was called "Corona" at Wuhan, then WHO declared as COVID-19. The symptoms that appeared during research on dogs and cats are exactly the same in people infected with the coronavirus. Some scientists and researchers around the world have misunderstood the history of the coronavirus. cyber criminals spread corona disease in humans and animals' body through cloud sensing devices due to misusing of wireless sensor networks at certain GPS distances (Miah et al., 2021; Miah et al., 2021a; Miah et al., 2020). Mask, handwash, social and physical distance and vaccines are not completely recovery pathways, but cyber criminals send messages with false interfacing to the higher authority to destroy unity linking democracy (EFAD, 2020; Miah et al., 2021; Miah et al., 2021a).

#### 4.12 How to detect Cyber Criminals

Cyber criminals hide the gateway with Internet protocol (IP), media access control (MAC), vehicle identification number (VIN), International Mobile Equipment Identity (IMEI) and related device code number with sensor tracking tools and design (Chaudhury & Wagmare, 2014). Then they are ready for tracking and digital poisoning towards humans, animals and objects with the advanced wireless sensor networks to prevent sickness and damage from CASSID (Common Acute Sensor Sudden Infections and Disorders). The Sensor Elite Force can detect cyber criminals in tracking spots through following parameters, such as:

- i. Cybercriminal's voice loudly/silently recognizing sensor devices (Miah, 2020; Miah, 2020a).
- ii. Stay with a smartphone or telematics sensor boundary device with active open eyes.
- iii. Free Service to third party subscriber for cybercriminal's identification device.
- iv. Connecting in sensor GPS coordinates with national and global timer
- v. Hand typing sensor GPS recognizer with touch fingerprint.
- vi. Tracking real-time and access with GLAS (Geoscience LASER Altimeter System) device
- vii. GPS Clouding and sharing interface recognizer.
- viii. Detected with sensor retina and voice characters (Harmening et al., 2014; Williams, 2011).
- ix. Sensor GPS camera with multilayer capturing.
- x. Electromagnetic wireless sensor CCTV with multi-layer tertiary imagery.
- xi. Close Circuit Sensor Spectacles both front and back real-time.
- xii. Body button sensor camera with hand clap and addressing 'V' symbol.
- xiii. Flash Digital CID and Rapt Action Team against Sensor Crime.
- xiv. Sensor body-temperature Similarity Detector with sensor gravity and eye-sight attractor.
- xv. Sensor Oscillation and Gravity Detector in land, water and sky surfaces.
- xvi. Offline GPS Sensory Detector and In-body GPS sensor Recognizer.
- xvii. In-body biosensor search engine and optimization.
- xviii. SMART device identifier, whose IP, MAC or IMEI number is hidden
- xix. Virtual body sensor scanner with eye-sight and self-voice detector.
- xx. Finger matching-DNA sequencing detector and real-time stoppage identifier.
- xxi. Body Organ Sensor Imagery (BOSI)

- xxii. Real-time Satellite Sensor Observer
- xxiii. Light Sensor Electromagnetic Touch, voice and eye-sight recognizer.
- xxiv. Physical Cyber criminologist and advanced sensor technologist
- xxv. Detection with tracking device and sending sensor particles.
- xxvi. Capturing node and distributed in-body GPS sensor occurring pandemic symptoms.
- xxvii. Intensive Monitoring with Rapid Elite Sensor Force Against Criminal (RESFAC).
- xxviii. Multi-operating Systems with Nano-sensor Window.
- xxix. Alternative Monitoring through Sensor GLAS Gateway.

#### *4.13 Policittical Agenda and Technology Users*

Coronavirus is nothing but a global political agenda through misuse of advanced wireless sensor technology. Today's world is in the political integration of science and technology. Everyone uses sensor technology, but none can know its impact in daily life, which the scientists identified from scientific research at UNIMAS, Malaysia. The research experiment opens the door with ISNAPHOCE effect and geopolitics (Miah et al., 2021d; Cimmino et al., 2020; Fernandez, 2020; Forouzanfar et al., 2015; Gaub and Boswinkel, 2020; Lee and Haupt, 2020; Li et al., 2020; Liu et al., 2020; Persuad et al., 2018; Persuad et al., 2018a). Researchers confirmed the impact of sensor networks on cats and dogs with dark and light environments. The research represents the processed radiofrequency tracked in node and distributed sensor networks built-in remote sensor laser programming with GPS positions and GNSS distances. The study illustrated on (i) the display fake interfaces including false information and digital theft, (ii) disrupting human decision making by hypnotizing, (iii) killing people and animals through digital poisoning, (iv) burning of people, animals and objects with the help of high frequency devices. Because of active wireless sensor networks, the individuals are affected in sensor coronavirus disease in the presence of lively visible eyes, self-voicing, nearly cellphone, beside sensor devices, CCTV and at fixed GPS positions. The study shows the cyber criminal's myth on coronavirus as infodemic factors towards media. The sensor diseases are alarming to the global public health security due to misusing of innovative wireless sensor technology on the priority of National, Regional and Global Health Policy.

#### *4.14 Challenges*

According to findings, COVID is increasing suddenly due to the access group of cyber criminals to a community or country at a hidden time (Miah et al, 2021; Miah et al. 2021a, Miah et al., 2021b). The researchers develop a set of recommendations for all countries to recover (WHO, 2019; WHO, 2020c; WHO, 2020d; Kujawski et al., 2020) coronavirus disease with its challenges (CDC, 2021; CDC, 2021a; Keir, 2020; Lu et al., 2020; Mackenzie and Smith, 2020; Mahase, 2020; McKay et al., 202; Wadman, 2017). Cyber criminals are providing false medical information, criminal's cloud network and social media infodemic are running phishing scams (Butun et al., 2014; Alotaibi, 2019; Babamiri et al., 2019; Crawford and Smith, 2021; Bram et al., 2015; Butun et al., 2015; Cheng et al., 2020; Cinelli et al., 2020; Dhaka Tribune, 2020; Dias and Cunha, 2018; Galvao, 2020; Gao et al., 2016; Garzon et al., 2019; Irwin, 2020; Islam et al., 2020; Kassal et al., 2018; Khan and Pathan, 2018; Kim et al., 2011; Kiyuka et al., 2018; Kumar and Reddy, 2020; Labrique et al., 2013; Lorincz et al., 2004; Meneghello et al., 2018; Mitchel et al., 2013; Mitchell and Kan, 2019; Roozenbeek et al., 2020; Ross et al., 2014; Morol, 2021; Singh et al., 2020; Shohraby et al., 2007; Sujun, 2020; Vu et al., 2018; Wang et al., 2014; Welsh et al., 2003; Whitehouse, 2002; Whitehouse and Jiang, 2004; Whitehouse et al., 2004; 2004a and 2004b; Wu and Kumari, 2017; Wu et al., 2015; Wyber et al., 2015; Zang et al., 2015; Zhao et al., 2008). While some people were positive for COVID-19, the problem was uncovered after they quickly tested negative for a more accurate RT-PCR test (Bullard et al., 2020; Korea CDC, 2020; Tollefsen et al., 2004; Gaynor et al., 2004). About 400,000 samples have been processed through the lab, most of which will have negative results, but an estimated 43,000 may have been given incorrect negative PCR test results mostly in south-west England (AP, 2021; Lawless. 2021). The false interface with negative results displayed on the screen due to misuse of advanced wireless sensor technology and the lab experts printed these reports without confirmation (Miah, 2020a; Agarwal and Hussain, 2018; Poushter et al., 2016; Tillett et al., 2021, UN News, 2020; UNCTAD, 2020; Zuniga et al., 2010). So, myths about coronavirus are exposed in the media with bouncing interfaces and messages.

#### *4.15 Recommendations*

Cybercriminal creates a lot of problems by perpetrating evil deeds. The victimization of such deeds is not only by any individual but also national and global levels (Hasan, 2019; Miah et al., 2021a). Some recommendations are outlined to tackle this crime as follows:

- i. Public Awareness or Social Movement: Social movement should be launched and public awareness should be raised against these crimes through the media of press, TV, newspaper and other audio-visual aid.
- ii. Providing the Law Enforcing Authority Modern and Sophisticated Device: The law enforcing authority lacked modern and sophisticated devices to detect and apprehend such criminals. Some cyber-criminal commits crime without the fear of being apprehended who commits crime behind the curtain. Modern and sophisticated devices should be provided to the law enforcing authority to identify the cyber and other criminals. Moreover, adequate training should be provided to other countries who have experience dealing with such crimes.
- iii. Global Efforts to Combat Crime: Cyber criminals have networks worldwide. The offenders group maintains international networks to perpetrate such crime. It is not possible for any individual state to fight against such crimes. Global initiatives of the states are required to be taken to tackle such crime.
- iv. Procrastination of Trial procedure should be removed: Delay disposal of suit is a factor behind commission of crime. In the same vein, in absence of a strong complainant the offender gets acquittal. So, speedy trial procedures should be initiated to tackle such criminality.
- v. Monitoring system: Proper monitoring is requisite to such types of crime. Lack of vigilance paves the way to commit crime. So, the offenders should always be monitored to curb this crime.
- vi. Effective wireless sensor network security systems and policy integration should settle at national, regional and global levels (Miah, 2020).

## 5. Conclusion

Cyber criminals create the problematic world through coronavirus to fulfill political agenda. Coronavirus is a peculiar sensor programming virus worldwide. This is suspected among most people for new variants of coronavirus. When this virus will be ended from the world, still is unknown to all living human beings due to being unaware of innovative wireless sensor technology. This coronavirus changes the life and living style globally as a survival condition. But life is nothing but the struggle for existence with sustainability in the eternal world. This life is also a mixture of love, joy, sorrow, cry, hate and intention linking with physical, mental, social, spiritual and environmental factors. Today's world is in the life of science and technology. Everyone uses wireless sensor technology, but none can know its impact in daily life. The aware people avoid the myth in infodemic either tracking, voicing, retina scanning, fingerprint or messages. If anyone knows about sensor technological security, hopefully he/she will be safe. So, sensor technological awareness deals with our daily life as a safety net to build a peaceful world.

## Competing Interests Statement

The authors declare that there are no competing or potential conflicts of interest.

## References

- ABC News. (2021, February 6). *AP Interview: China granted WHO team full access in Wuhan*. Washington, US. Retrieved March 20, 2021, from <https://abcnews.go.com/Technology/wireStory/ap-interview-china-granted-team-full-access-wuhan-75712431>
- Abidi, B., Jilbab, A., & Haziti, M. E. (2017). Wireless sensor networks in biomedical: Wireless body area networks. In *Europe and MENA cooperation advances in information and communication technologies* (pp. 321-329). Springer, Cham. [https://doi.org/10.1007/978-3-319-46568-5\\_33](https://doi.org/10.1007/978-3-319-46568-5_33)
- AFP. (2021, January 10). A year after first death in China, coronavirus source still a puzzle. Agence France-Presse (AFP), Wuhan (China), Issued on: 10/01/2021 - 04:20. Retrieved January 11, 2021, from <https://www.france24.com/en/live-news/20210110-a-year-after-first-death-in-china-coronavirus-source-still-a-puzzle>
- Agarwal, N., & Hussain, S. Z. (2018). A closer look at intrusion detection system for web applications. *Security and Communication Networks*, 2018. <https://doi.org/10.1155/2018/9601357>
- Akst, J. (2022, January 20). *Mysterious Havana Syndrome Not a Foreign Attack : CIA. The Scientist*. Retrieved January 21, 2022 from <https://www.the-scientist.com/news-opinion/mysterious-havana-syndrome-not-a-foreign-attack-cia-69631>
- Alotaibi, M. (2019). Security to wireless sensor networks against malicious attacks using Hamming residue method. *EURASIP Journal on Wireless Communications and Networking*, 2019(1), 1-7. <https://doi.org/10.1186/s13638-018-1337-5>

- Al-Salameh, A., Lanoix, J. P., Bennis, Y., Andrejak, C., Brochot, E., Deschasse, G., ... & Lalau, J. D. (2021). The association between body mass index class and coronavirus disease 2019 outcomes. *International Journal of Obesity*, 45(3), 700-705. PMID:33221825 PMCID:PMC7679236. <https://doi.org/10.1038/s41366-020-00721-1>
- AP (Associated Press). (2021, October 15). *UK: 1000s may have gotten false negative COVID test results. The Times of India and AP News*. Retrieved November 6, 2021, from <https://timesofindia.indiatimes.com/world/uk/uk-1000s-may-have-gotten-false-negative-covid-test-results/articleshow/87038897.cms>
- Arons, M. M., Hatfield, K. M., Reddy, S. C., Kimball, A., James, A., Jacobs, J. R., ... & Jernigan, J. A. (2020). Presymptomatic SARS-CoV-2 infections and transmission in a skilled nursing facility. *New England journal of medicine*, 382(22), 2081-2090. PMID:32329971 PMCID:PMC7200056. <https://doi.org/10.1056/NEJMoa2008457>
- Asthana, S. B. (2020, May 20.). *COVID-19 Adds a New Dimension to an Undeclared Third World War. Associate Papers*. Future Directions International Pvt. Ltd., Australia. Retrieved February 14, 2021, from <https://www.futuredirections.org.au/publication/covid-19-adds-a-new-dimension-to-an-undeclared-third-world-war/>
- Babamiri, B., Bahari, D., & Salimi, A. (2019). Highly sensitive bioaffinity electrochemiluminescence sensors: recent advances and future directions. *Biosensors and Bioelectronics*, 142, 111530. PMID:31398687. <https://doi.org/10.1016/j.bios.2019.111530>
- Baker, W. E. (2009). Evaluation of physician competency and clinical performance in emergency medicine. *Emergency Medicine Clinics*, 27(4), 615-626. <https://doi.org/10.1016/j.emc.2009.07.010>
- Bashshur, R. L., Howell, J. D., Krupinski, E. A., Harms, K. M., Bashshur, N., & Doarn, C. R. (2016). The empirical foundations of telemedicine interventions in primary care. *Telemedicine and e-Health*, 22(5), 342-375. PMID:27128779 PMCID:PMC4860623. <https://doi.org/10.1089/tmj.2016.0045>
- BBC News. (2020). *Coronavirus: Obesity 'increases risks from COVID-19*. Coronavirus pandemic. Retrieved January 16, 2021, from <https://www.bbc.com/news/health-53921141>
- BBC News. (2022). *Havana syndrome: Most cases not caused by foreign power - CIA*. BBC, London. Retrieved January 21, 2022, from <https://www.bbc.com/news/world-us-canada-60068483>
- Bram, J. T., Warwick-Clark, B., Obeysekare, E., & Mehta, K. (2015). Utilization and monetization of healthcare data in developing countries. *Big Data*, 3(2), 59-66. PMID:26487984 PMCID:PMC4605478. <https://doi.org/10.1089/big.2014.0053>
- Bronskill, J. (2022, January 23). *Havana Syndrome': Canada cautions diplomats about mysterious illness symptoms*. Global News, The Canadian Press. Retrieved January 24, 2022, from <https://globalnews.ca/news/8532388/havana-syndrome-canada-diplomats/>
- Bullard, J., Dust, K., & Funk, D. (2020). Predicting infectious SARS-CoV-2 from diagnostic samples [published online ahead of print May 22, 2020]. *Clin Infect Dis*, 10. <https://doi.org/10.1093/cid/ciaa638>
- Butun, I., Morgera, S. D., & Sankar, R. (2013). A survey of intrusion detection systems in wireless sensor networks. *IEEE communications surveys & tutorials*, 16(1), 266-282. <https://doi.org/10.1109/SURV.2013.050113.00191>
- Butun, I., Ra, I. H., & Sankar, R. (2015). PCAC: power-and connectivity-aware clustering for wireless sensor Networks. *EURASIP Journal on Wireless Communications and Networking*, 2015(1), 1-15. <https://doi.org/10.1186/s13638-015-0321-6>
- CDC. (2021). *Facts about Down Syndrome*. Centers for Disease Control, USA. Retrieved January 15, 2021, from <https://www.cdc.gov/ncbddd/birthdefects/downsyndrome.html>
- CDC. (2021a). *People with Certain Medical Conditions*. Centers for Disease Control, USA. Retrieved January 16, 2021, from <https://www.cdc.gov/coronavirus/2019-ncov/need-extra-precautions/people-with-medical-conditions.html#downsyndrome>
- Chang, T. H., Chou, C. C., & Chang, L. Y. (2020). Effect of obesity and body mass index on coronavirus disease 2019 severity: A systematic review and meta-analysis. *Obesity Reviews*, 21(11), e13089. <https://doi.org/10.1111/obr.13089>

- Chaudhary, D., & Waghmare, L. M. (2014). Design Challenges of Wireless Sensor Networks and Impact on Healthcare Applications. *International journal of latest research in science and technology*, 3(2), 110-114.
- Cheng, H. Y., Jian, S. W., Liu, D. P., Ng, T. C., Huang, W. T., & Lin, H. H. (2020). Contact tracing assessment of COVID-19 transmission dynamics in Taiwan and risk at different exposure periods before and after symptom onset. *JAMA internal medicine*, 180(9), 1156-1163. PMID:32356867 PMCid:PMC7195694. <https://doi.org/10.1001/jamainternmed.2020.2020>
- Chowdhury, S. H., Rashid, M., Miah, M. R., Shahriar, C. S., & Tabassum, T. (2021). Effect of Skin Diseases in Modernized Life. *American Journal of Dermatology and Venereology*, 10(2), 13-24. <https://doi.org/10.5923/j.ajdv.20211002.01>.
- Cimmino, J., Kroenig, M., & Pavel, B. (2020). Taking Stock: Where Are Geopolitics Headed in the COVID-19 Era?. Retrieved February 9, 2021, from <https://www.atlanticcouncil.org/in-depth-research-reports/issue-brief/taking-stock-where-are-geopolitics-headed-in-the-covid-19-era/>
- Cinelli, M., Quattrocioni, W., Galeazzi, A., Valensise, C. M., Brugnoli, E., Schmidt, A. L., ... & Scala, A. (2020). The COVID-19 social media infodemic. *Scientific Reports*, 10(1), 1-10. PMID:33024152 PMCid:PMC7538912. <https://doi.org/10.1038/s41598-020-73510-5>
- Claeson, M. (2020). An effective national response to COVID-19: what not to learn from Sweden. *BMJ Blogs*, 1-2. Retrieved from <https://blogs.bmj.com/bmjgh/2020/11/01/covid-19-what-not-to-learn-from-sweden>
- COVAX. (2020). *COVAX: COVID-19 Tools Accelerator*. Retrieved January 16, 2021, from <https://www.unicef.org/coronavirus/covax>
- Crawford, A., & Smith, T. (2021, February 1). COVID-19: Criminals are selling fake test certificates. *Europol*. BBC, UK. Retrieved November 7, 2021, from <https://www.bbc.com/news/av/uk-55890168>
- Dhaka Tribune. (2020). Covid-19 misinformation on social media causes hundreds of deaths. Retrieved August 13th, 2020, from <https://www.dhakatribune.com/health/coronavirus/2020/08/13/covid-19-misinformation-kills-hundreds-from-jan-to-april>
- Dias, D., & Paulo Silva Cunha, J. (2018). Wearable health devices—vital sign monitoring, systems and technologies. *Sensors*, 18(8), 2414. PMID:30044415 PMCid:PMC611409. <https://doi.org/10.3390/s18082414>
- EFAD (2020). COVID Care Pathway. The Voice of European Dietetics. The European Federation of the Associations of Dietitians (EFAD), The Netherlands. URL: <http://www.efad.org/en-us/covid-19-resources-research-and-information/3-rehabilitation-and-non-critical-care/covid-care-pathway/> (Accessed time on February 10, 2021 at 12:00 pm).
- Feng, E. (2021, February 9). *The Coronavirus Crisis: WHO: 'Very Unlikely' Coronavirus Leaked from Lab, More Study Needed to Trace Source*. *National Public Radio (NPR) News, USA*. Retrieved February 14, 2021, from <https://www.npr.org/sections/coronavirus-live-updates/2021/02/09/965814241/who-very-unlikely-coronavirus-leaked-from-lab-more-study-needed-to-trace-source>
- Fernández, A. C. (2020, May 29). *COVID-19 and geopolitics: first impacts*. Do Better, Esade education.
- Forouzanfar, M. H., Alexander, L., Anderson, H. R., Bachman, V. F., Biryukov, S., Brauer, M., et al. (2015). Global, regional, and national comparative risk assessment of 79 behavioural, environmental and occupational, and metabolic risks or clusters of risks in 188 countries, 1990-2013: a systematic analysis for the Global Burden of Disease Study 2013. *Lancet*, 386(10010), 2287-323. [https://doi.org/10.1016/S0140-6736\(15\)00128-2](https://doi.org/10.1016/S0140-6736(15)00128-2)
- Fujiyama, E. W., & McNeil, S. (2021, February 6). *AP Interview: China granted WHO team full access in Wuhan*. *AP, Wuhan, China*. Retrieved from <https://apnews.com/article/china-granted-who-full-access-wuhan-52dae25c21db7c80c404251e481f88bc>
- Galvão, J. (2021). COVID-19: the deadly threat of misinformation. *The Lancet Infectious Diseases*, 21(5), e114. [https://doi.org/10.1016/S1473-3099\(20\)30369-8](https://doi.org/10.1016/S1473-3099(20)30369-8)
- Gao, W., Emaminejad, S., Nyein, H. Y. Y., Challa, S., Chen, K., Peck, A., ... & Javey, A. (2016). Fully integrated wearable sensor arrays for multiplexed in situ perspiration analysis. *Nature*, 529(7587), 509-514. PMID:26819044 PMCid:PMC4996079. <https://doi.org/10.1038/nature16521>

- Garzón, V., Pinacho, D. G., Bustos, R. H., Garzón, G., & Bustamante, S. (2019). Optical biosensors for therapeutic drug monitoring. *Biosensors*, 9(4), 132. PMID:31718050 PMCID:PMC6955905. <https://doi.org/10.3390/bios9040132>
- Gaub, F., & Boswinkel, L. (2020). The geopolitical implications of the COVID-19 pandemic. Policy Department for External Relations Directorate General for External Policies of the Union PE 603.511 - September 2020, European Parliament's Committee on Foreign Affairs. *European Parliament*. 1-54. <https://doi.org/10.2861/526114> .
- Gaynor, M., Gaynor, M., Welsh, M., Rowan, A., LaCombe, E. and Wynne, J. (2004). Wireless Sensor Network Applications. *AMCIS 2004 Proceedings*, 206. Retrieved from <http://aisel.aisnet.org/amcis2004/206>
- Glasgow, R.E. (1995). A Practical Model of Diabetes Management and Education. *DiabetesCare*, 18(1), 117-126. <https://doi.org/10.2337/diacare.18.1.117>
- Gulf News. (2021, January 11). *COVID-19: A year after first death in China, coronavirus source still a puzzle. Agence France-Presse (AFP), Middle East*. Retrieved January 11, 2021, from <https://gulfnews.com/world/asia/covid-19-a-year-after-first-death-in-china-coronavirus-source-still-a-puzzle-1.1610263554970>
- Guterres, A. (2020, September 22). A Third World War - Which so Many Had Feared - Has Been Avoided, Says UN Chief, United Nations. Inter press service: News Agency, Rome, Italy. Retrieved February 14, 2021, from <http://www.ipsnews.net/2020/09/third-world-war-many-feared-avoided-says-un-chief/>
- Habib, H. (2020). Has Sweden's controversial covid-19 strategy been successful?. *Bmj*, 369. PMID:32532807. <https://doi.org/10.1136/bmj.m2376>
- Harmening, W. M., Tuten, W. S., Roorda, A., & Sincich, L. C. (2014). Mapping the perceptual grain of the human retina. *Journal of Neuroscience*, 34(16), 5667-5677. PMID:24741057 PMCID:PMC3988416. <https://doi.org/10.1523/JNEUROSCI.5191-13.2014>
- Hasan, M. M. (2019). *Development of Criminal Jurisprudence and Prevention of White-Collar Crime: A Case of Bangladesh* (Unpublished PhD Research Paper, Islamic University, Kushtia, Bangladesh, 1-244).
- Higgins-Dunn, N., & Will Feuer, W. (2021). A year since COVID first emerged in China, the world battles its deadliest surge yet. *Consumer News and Business Channel (CNBC), USA*. Retrieved January 11, 2021, from <https://www.cnbc.com/2020/12/31/one-year-since-covid-19-first-emerged-the-us-is-battling-a-deadly-winter-outbreak-as-vaccines-trickle-out.html>
- Hilali, & Khan. (2021). The Noble Quran. The Surah Ar-Rum (The Romans), Verse-41. Retrieved January 16, 2021, from <http://en.noblequran.org/quran/surah-ar-rum/ayat-41/>
- Huang, C., Wang, Y., Li, X., Ren, L., Zhao, J., Hu, Y., ... & Cao, B. (2020). Clinical features of patients infected with 2019 novel coronavirus in Wuhan, China. *The lancet*, 395(10223), 497-506. [https://doi.org/10.1016/S0140-6736\(20\)30183-5](https://doi.org/10.1016/S0140-6736(20)30183-5)
- IANS. (2021, February 7, 2021). *Global COVID-19 Deaths 2.3 million: Johns Hopkins*. Retrieved February 8, 2021, from <https://en.prothomalo.com/international/global-covid-19-deaths-near-2-million-johns-hopkins>
- Irwin, R. E. (2020). Misinformation and de-contextualization: international media reporting on Sweden and COVID-19. *Globalization and health*, 16(1), 1-12. PMID: 32660503 PMCID: PMC7356107. <https://doi.org/10.1186/s12992-020-00588-x>
- Islam, M. S., Sarkar, T., Khan, S. H., Kamal, A. H. M., Hasan, S. M., Kabir, A., ... & Seale, H. (2020). COVID-19-related infodemic and its impact on public health: A global social media analysis. *The American journal of tropical medicine and hygiene*, 103(4), 1621. PMID:32783794 PMCID:PMC7543839. <https://doi.org/10.4269/ajtmh.20-0812>
- Kassal, P., Horak, E., Sigurnjak, M., Steinberg, M. D., & Steinberg, I. M. (2018). Wireless and mobile optical chemical sensors and biosensors. *Reviews in Analytical Chemistry*, 37(4). <https://doi.org/10.1515/revac-2017-0024>
- Kays, R., Tilak, S., Crofoot, M., Fountain, T., Obando, D., Ortega, A., ... & Wikelski, M. (2011). Tracking animal location and activity with an automated radio telemetry system in a tropical rainforest. *The Computer Journal*, 54(12), 1931-1948. <https://doi.org/10.1093/comjnl/bxr072> .
- Keir, G. (2020). Beware Russian and Chinese Positioning for after the pandemic. *Chatham house*. Retrieved from

- <https://www.chathamhouse.org/2020/04/beware-russian-and-chinese-positioning-after-pandemic>
- Khan, R. A., & Pathan, A. S. K. (2018). The state-of-the-art wireless body area sensor networks: A survey. *International Journal of Distributed Sensor Networks*, 14(4), 1550147718768994. <https://doi.org/10.1177/1550147718768994>
- Kim, D. H., Lu, N., Ma, R., Kim, Y. S., Kim, R. H., Wang, S., ... Rogers, J. A. (2011). *Epidermal electronics. Science*, 333(6044), 838-843. PMID:21836009. <https://doi.org/10.1126/science.1206157>
- Kiyuka, P. K., Agoti, C. N., Munywoki, P. K., Njeru, R., Bett, A., Otieno, J. R., ... & Cotten, M. (2018). Human coronavirus NL63 molecular epidemiology and evolutionary patterns in rural coastal Kenya. *The Journal of infectious diseases*, 217(11), 1728-1739. PMID:29741740; PMCID:PMC6037089. <https://doi.org/10.1093/infdis/jiy098>
- Korea CDC (2020). *Findings from Investigation and Analysis of re-positive cases*. May 19, 2020. Korea Centers for Disease Control and Prevention (KCDC). Retrieved from <https://www.cdc.go.kr/board/board.es?mid=a30402000000&bid=0030&act=view>
- Kothari, C.R. (Ed.). (2004). *Research Methodology: Methods and Techniques* (2nd ed., pp. 95-111). New Age International Publishers.
- Krishnan, R. (2020, May 17). Coronavirus conflict is World War 3. The Economic Times, New Delhi, India. Retrieved February 14, 2021, from <https://economictimes.indiatimes.com/news/international/world-news/view-coronavirus-conflict-is-world-war-3/articleshow/75792202.cms>
- Kujawski, S. A., Wong, K. K., Collins, J. P., Epstein, L., Killerby, M. E., Midgley, C. M., ... & Stoecker, W. (2020). First 12 patients with coronavirus disease 2019 (COVID-19) in the United States. *MedRxiv*. <https://doi.org/10.1038/s41591-020-0877-5>
- Kumar, P., & Reddy, S. R. N. (2020). Wireless sensor networks: a review of motes, wireless technologies, routing algorithms and static deployment strategies for agriculture applications. *CSI Transactions on ICT*, 8, 331-345. <https://doi.org/10.1007/s40012-020-00289-1>
- Labrique, A. B., Vasudevan, L., Kochi, E., Fabricant, R., & Mehl, G. (2013). mHealth innovations as health system strengthening tools: 12 common applications and a visual framework. *Global health: science and practice*, 1(2), 160-171. PMID:25276529 PMCID:PMC4168567. <https://doi.org/10.9745/GHSP-D-13-00031>
- Lawless, J. (2021, October 15). U.K.: 43,000 may have received false negative COVID-19 results. CTV News. Retrieved from November 8, 2021, from <https://www.ctvnews.ca/health/coronavirus/u-k-43-000-may-have-received-false-negative-covid-19-results-1.5624332>
- Lee, J. J., & Haupt, J. P. (2021). Scientific globalism during a global crisis: research collaboration and open access publications on COVID-19. *Higher Education*, 81(5), 949-966. <https://doi.org/10.21203/rs.3.rs-33977/v2>
- Li, N., Wang, X., & Lv, T. (2020). Prolonged SARS-CoV-2 RNA shedding: not a rare phenomenon. *Journal of medical virology*. PMID:32347980 PMCID: PMC7267144. <https://doi.org/10.1002/jmv.25952>
- Liu, W. D., Chang, S. Y., Wang, J. T., Tsai, M. J., Hung, C. C., Hsu, C. L., & Chang, S. C. (2020). Prolonged virus shedding even after seroconversion in a patient with COVID-19. *The Journal of infection*, 81(2), 318. PMID:32283147; PMCID:PMC7151379. <https://doi.org/10.1016/j.jinf.2020.03.063>
- Lorincz, K., Malan, D.J., Fulford-Jones, T.R.F, Nawoi, A., Clavel, A., Shnayder, V., Mainland, G., Welsh, M., Lorincz, K., Malan, D. J., Fulford-Jones, T. R., Nawoj, A., Clavel, A., Shnayder, V., ... & Moulton, S. (2004). Sensor networks for emergency response: challenges and opportunities. *IEEE pervasive Computing*, 3(4), 16-23. <https://doi.org/10.1109/MPRV.2004.18>
- Lu, J., Peng, J., Xiong, Q., Liu, Z., Lin, H., Tan, X., ... & Ke, C. (2020). Clinical, immunological and virological characterization of COVID-19 patients that test re-positive for SARS-CoV-2 by RT-PCR. *EBioMedicine*, 59, 102960. PMID:32853988 PMCID:PMC7444471. <https://doi.org/10.1016/j.ebiom.2020.102960>
- Mackenzie, J. S., & Smith, D. W. (2020). COVID-19: a novel zoonotic disease caused by a coronavirus from China: what we know and what we don't. *Microbiology Australia*, 41(1), 45-50. PMID:32226946; PMCID:PMC7086482. <https://doi.org/10.1071/MA20013>
- Mahase, E. (2020). *Covid-19: Why are age and obesity risk factors for serious disease?*. PMID:33106243.

<https://doi.org/10.1136/bmj.m4130>

- McKay, D., Heisler, M., Mishori, R., Catton, H., & Kloiber, O. (2020). Attacks against health-care personnel must stop, especially as the world fights COVID-19. *The Lancet*, 395(10239), 1743-1745. [https://doi.org/10.1016/S0140-6736\(20\)31191-0](https://doi.org/10.1016/S0140-6736(20)31191-0)
- Meneghello, A., Tartaglia, S., Alvau, M. D., Polo, F., & Toffoli, G. (2018). Biosensing technologies for therapeutic drug monitoring. *Current medicinal chemistry*, 25(34), 4354-4377. PMID:28724346. <https://doi.org/10.2174/0929867324666170720101736>
- Miah, M. R. (2018). *Assessment of Environmental Policy Instruments along with Information Systems for Biodiversity Conservation in Bangladesh* (Doctoral dissertation, PhD Thesis. IBEC, UNIMAS, Malaysia. Retrieved from <https://ir.unimas.my/id/eprint/24535/>
- Miah, M. R. (2020b). *Concept of Cyber Antichrists, Chapter one*. Cyber Dazzal: Sushaysther Ontoray (ed., pp. 1-128). Published by Paprhi Prakash, Sylhet, Bangladesh. Retrieved from <https://www.rokomari.com/book/202988/cyber-dazzal---sushaysther-ontoray>
- Miah, M. R. (2020c). Corona virus wide-reaching through sensor technology (Chapter 18). Cyber Dajjal: Obstacle to good health. Paprhi Prakash, Rangmahal Tower, Bandar Bazar, Sylhet, Bangladesh (pp. 115-121). Retrieved from <https://rokomari.com/book/202988/cyber-dazzal---sushaysther-ontoray> (Bengali language).
- Miah, M. R., Hannan, M. A., Rahman, A. S., Khan, M. S., Hossain, M. M., Rahman, I. T., ... & Sayok, A. K. (2021g). Processed Radio Frequency towards Pancreas Enhancing the Deadly Diabetes Worldwide. *Journal of Endocrinology Research*, 3(1). <https://doi.org/10.30564/jer.v3i1.2826>
- Miah, M. R., Hasan, M. M., Parisa, J. T., Alam, M. S. E., Akhtar, F., Begum, M., ... Chowdhury, S. H. (2021d). Unexpected Effects of Advanced Wireless Sensor Technology on Climate Change. *World Environment*, 11(2), 41-82. <https://doi.org/10.5923/j.env.20211102.01>
- Miah, M. R., Hasan, M. M., Parisa, J. T., Alam, M. S. E., Hossain, M. M., Akhtar, F., ... & Chowdhury, S. H. (2021c). Coronavirus: A Terrible Global Democracy. *International Journal of Applied Sociology*, 11(2), 46-82. Retrieved from <http://article.sapub.org/10.5923.j.ijas.20211102.02.html>
- Miah, M. R., Hasan, M. M., Parisa, J. T., Alam, M. S. E., Shahriar, C. S., Akhtar, F., ... Chowdhury, S. H. (2022). Impact of Oscillated Wireless Sensor Networks to Initiate Cardiac Arrest. *International Journal of Internal Medicine*, 11(1), 1-17. <https://doi.org/10.5923/j.ijim.20221101.01>
- Miah, M. R., Khan, M. S., Rahman, A. A. M. S., Samdany, A. A., Hannan, M. A., Chowdhury, S. H., & Sayok, A. K. (2020a). Impact of Sensor Networks towards Individuals Augmenting Causes of Diabetes. *International Journal of Diabetes Research*, 9(2), 1-10. <https://doi.org/10.5923/j.diabetes.20200902>
- Miah, M. R., Mustaffa, M. S., Jayos, S., Ibrahim, N. H., Bujang, S., Saili, J., & Sayok, A. K. (2019). Towards Stimulating Tools for Advancement of Environmental Conservation through Promoting of Psychological Instruments. *Journal of Sustainable Development*, 12(4), 196-224. <https://doi.org/10.5539/jsd.v12n4p196>
- Miah, M. R., Rahman, A. A. M. S., Hasan, M. M., Parisa, J. T., Hannan, M. A., Hossain, M. M., ... & Chowdhury, S. H. (2021f). Adverse Effects of Wireless Sensor Technology to Debilitating in Numbness. *International Journal of Virology and Molecular Biology*, 10(1), 12-25. <https://doi.org/10.5923/j.ijvmb.20211001.03>
- Miah, M. R., Rahman, A. A. M. S., Khan, M. S., Hannan, M. A., Hossain, M. S., Shahriar, C. S., ... & Chowdhury, S. H. (2021a). Effect of Coronavirus Worldwide through Misusing of Wireless Sensor Networks. *American Journal of Bioinformatics Research*, 11(1), 1-31. <https://doi.org/10.30564/jer.v3i1.2826>
- Miah, M. R., Rahman, A. A. M. S., Khan, M. S., Samdany, A. A., Hannan, M. A., Chowdhury, S. H., & Sayok, A. K. (2020). Impact of Sensor Technology Enhancing Corona Disease. *American Journal of Biomedical Engineering*, 10(1), 1-11. <https://doi.org/10.5923/j.ajbe.20201002>
- Miah, M. R., Rahman, A. A. M. S., Parisa, J. T., Hannan, M. A., Khan, M. S., Samdany, A. A., ... & Chowdhury, S. H. (2021). Discovery of Coronavirus with Innovative Technology. *Science and Technology*, 11(1), 7-29. <https://doi.org/10.5923/j.scit.20211101.02>
- Miah, M. R., Rahman, A. A. M. S., Samdany, A. A., & Chowdhury, S. H. (2021b). A Dynamic Scientific Model for Recovery of Corona Disease. *Frontiers in Science*, 11(1), 1-17. <https://doi.org/10.30564/jer.v3i1.2826>
- Miah, M. R., Sayok, A. K., Rahman, A. A. M. S., Samdany, A. A., Akhtar, F., Azad, A. K., ... Begum, M. (2021e). Impact of Sensor Networks on Aquatic Biodiversity in Wetland: An Innovative Approach. *Geosciences*, 11(1),



- 10-42. <https://doi.org/10.5923/j.geo.20211101.02>
- Milken Institute. (2021, January 14). COVID-19 Treatment AND Vaccine Tracker. Retrieved January 16, 2021, from <https://covid-19tracker.milkeninstitute.org/>
- Mitchell, M., & Kan, L. (2019). Digital Technology and the future of Health Systems. *Health Systems & Reform*, 5(2), 11-120. PMID:30908111. <https://doi.org/10.1080/23288604.2019.1583040>
- Mitchell, M., Hedt-Gauthier, B.L., Msellemu, D., Nkaka, M., & Lesh, N. (2013). Using electronic technology to improve clinical care - results from a before-after cluster trial to evaluate assessment and classification of sick children according to Integrated Management of Childhood Illness (IMCI) protocol in Tanzania. *BMC Med Inform Decis Mak*, 13(1), 95. PMID:23981292; PMCID:PMC3766002. <https://doi.org/10.1186/1472-6947-13-95>
- Morol, S. (2021, January 16). *Interest in vaccines, fear of untruth-half-truth-misinformation*. Retrieved January 16, 2021, from <https://www.prothomalo.com/bangladesh/coronavirus/টিকায়-আগ্রহ-ভয়-অসত্যঅর্ধসত্যভুল-তথ্যে>
- Mostafa, A., Kandeil, A., Shehata, M., El Shesheny, R., Samy, A. M., Kayali, G., & Ali, M. A. (2020). Middle east respiratory syndrome coronavirus (mers-cov): State of the science. *Microorganisms*, 8(7), 991. PMID:32630780 PMCID:PMC7409282. <https://doi.org/10.3390/microorganisms8070991>
- Mowafi, H., Sakr, H., Ravaghi, H., Elmahal, O., Slama, S., Samhouri, D., & Relan, P. (2020). Leveraging the COVID-19 response to improve emergency care systems in the Eastern Mediterranean Region. *Eastern Mediterranean Health Journal*, 26(6), 626-629. PMID:32621492. <https://doi.org/10.26719/2020.26.6.626>
- Persaud, A., Bhat, P. S., Ventriglio, A., & Bhugra, D. (2018). Geopolitical determinants of health. *Industrial psychiatry journal*, 27(2), 308. PMID:31359990 PMCID:PMC6592191. [https://doi.org/10.4103/ipj.ipj\\_71\\_18](https://doi.org/10.4103/ipj.ipj_71_18)
- Persaud, A., Day, G., Ventriglio, A., Gupta, S., Ramachandran, P., Ruiz, R., ... & Bhugra, D. (2018). Geopolitical factors, foreign aid and mental health II: Value for money. *International Journal of Social Psychiatry*, 64(8), 786-798. <https://doi.org/10.1177/0020764018808552>
- Pouschter, J., & Stewart, R. (2016). *Smartphone ownership and Internet usage continues to climb in emerging economies but advanced economies still have higher rates of technology use*. Pew Research Center. Retrieved June 19, 2020, from <http://www.pewglobal.org/2016/02/22/smartphone-ownership-and-internet-usage-continues-to-climb-in-emerging-economies/>
- Priya, S. P., Chowdary, V. A., & Dinesh, V. S. (2013). Wireless sensor networks to monitor Glucose level in blood. *International Journal of Advancements in Research & Technology*, 2(4), 322-326.
- Prothom Alo. (2021, January 10). *One year after the first death in Corona, the source is still unknown. Dhaka, Bangladesh*. Retrieved January 11, 2021, from <https://www.prothomalo.com/world/করোনায়-প্রথম-মৃত্যুর-এক-বছর-আজ-উৎসএখনো-অজানা>
- Quicke, K., Gallichotte, E., Sexton, N., Young, M., Janich, A., Gahm, G., ... & Ebel, G. D. (2020). Longitudinal surveillance for SARS-CoV-2 RNA among asymptomatic staff in five Colorado skilled nursing facilities: epidemiologic, virologic and sequence analysis. *MedRxiv*. <https://doi.org/10.2139/ssrn.3724248>
- Ramirez, L. and Martin, D. (2021, January 10). *A year after first death in China, coronavirus source still a puzzle. Agence France-Presse Wuhan and Shanghai, China*. Retrieved January 11, 2021, from <https://www.thejakartapost.com/news/2021/01/10/a-year-after-first-death-in-china-coronavirus-source-still-a-puzzle.html>
- Roosenbeek, J., Schneider, C. R., Dryhurst, S., Kerr, J., Freeman, A. L., Recchia, G., ... & Van Der Linden, S. (2020). Susceptibility to misinformation about COVID-19 around the world. *Royal Society open science*, 7(10), 201199. PMID:33204475 PMCID:PMC7657933. <https://doi.org/10.1098/rsos.201199>
- Ross, M. K., Wei, W., & Ohno-Machado, L. (2014). "Big data" and the electronic health record. *Yearbook of medical informatics*, 23(01), 97-104. PMID:25123728 PMCID:PMC4287068. <https://doi.org/10.15265/IY-2014-0003>
- Saheeh International. (2022). Al-Quran. English Translation. Quran.com (Chapter three, Surah Al Imran, Verse 175). Retrieved January 11, 2021, from <https://www.quran.com/3>
- Sha, H., Zeng, H., Zhao, J., & Jin, H. (2019). Mangiferin ameliorates gestational diabetes mellitus-induced placental oxidative stress, inflammation and endoplasmic reticulum stress and improves fetal outcomes in

- mice. *European journal of pharmacology*, 859, 172522. PMID:31276667. <https://doi.org/10.1016/j.ejphar.2019.172522>
- Sheridan, C. (2014). Apple moves on health; drug developers shift into smart gear. *Nature Biotechnology*, 32(10), 965-966. PMID:25299895. <https://doi.org/10.1038/nbt1014-965a>
- Singh, A. P., Luhach, A. K., Gao, X. Z., Kumar, S., & Roy, D. S. (2020). Evolution of wireless sensor network design from technology centric to user centric: an architectural perspective. *International Journal of Distributed Sensor Networks*, 16(8), 1550147720949138. <https://doi.org/10.1177/1550147720949138>
- Sohraby, K., Minoli, D., & Znati, T. (2007). *Wireless Sensor Networks: Technology, Protocols and Applications* (pp. 1-376). USA: Wiley-Interscience.
- Sujan, M. A. (2020). *Covid-19 Vaccine: The poor may face disparity*. The Daily Star, Dhaka, Bangladesh. Retrieved January 16, 2021, from <https://www.thedailystar.net/frontpage/news/covid-19-vaccine-the-poor-may-face-disparity-here-too-2008725>
- The Straits Times. (2021, February 7). *Where did coronavirus come from? WHO scientists uncover fresh clues*. Wuhan (Bloomberg, Reuters). Retrieved January 11, 2021, from <https://www.straitstimes.com/asia/east-asia/where-did-coronavirus-come-from-who-investigators-foreshadow-fresh-clues>
- Tillett, R. L., Sevinsky, J. R., Hartley, P. D., Kerwin, H., Crawford, N., Gorzalski, A., ... & Pandori, M. (2021). Genomic evidence for reinfection with SARS-CoV-2: a case study. *The Lancet Infectious Diseases*, 21(1), 52-58. [https://doi.org/10.1016/S1473-3099\(20\)30764-7](https://doi.org/10.1016/S1473-3099(20)30764-7)
- Tollefsen, W., Pepe, M., Myung, D., Gaynor, M., Welsh, M., & Moulton, S. (2004). iRevive, a pre-hospital mobile database for emergency medical services. *International Journal of Healthcare Technology and Management (IJHTM)*. <https://doi.org/10.1504/IJHTM.2005.007008>
- UN News. (2020,29 September). *COVID-19: Legitimate concerns must be heard, and fears addressed over misinformation*. Global Perspectives Human Stories. Health. UN General Assembly. UN Under-Secretary General for Global Communications. Retrieved January 14, 2021, from <https://news.un.org/en/story/2020/09/1074112>
- UNCTAD. (2020). *United Nations Conference on Trade and Development. The Impact of the COVID-19 Pandemic on Trade and Development: Transitioning to a New Normal*. UNCTAD/OSG/2020/1, UN, USA. 1-113. Retrieved January 11, 2021, from [https://unctad.org/system/files/official-document/osg2020d1\\_en.pdf](https://unctad.org/system/files/official-document/osg2020d1_en.pdf)
- UNG (United Nations Geoscheme). (2021). *WorldoMeter COVID-19 Data. COVID-19 Coronavirus Pandemic* (January 28, 2022). Retrieved January 26, 2022, from <https://www.worldometers.info/coronavirus>
- UNICEF. (2020, November 12). *COVID-19, the Infodemic, & Fake News. What the Experts Say: Coronavirus & Children*. Retrieved January 14, 2020, from: <https://www.unicef-irc.org/events/covid-19-the-infodemic-and-fake-news.html>
- UNICEF. (2021, January 8). *What you need to know about a COVID-19 vaccine*. Retrieved January 16, 2021, from <https://www.unicef.org/coronavirus/what-you-need-to-know-covid-vaccine>
- UWI. (2020). *Fact About COVID-19. Key Messages and Actions for COVID-19 Prevention and Control in Schools. A collaborative meeting with technical support among UNICEF, WHO and IFRC (UWI)*. New York Head quarter, USA. Page 1-13. Retrieved January 11, 2021, from [https://www.who.int/docs/default-source/coronaviruse/key-messages-and-actions-for-covid-19-prevention-and-control-in-schools-march-2020.pdf?sfvrsn=baf81d52\\_4#:~:text=COVID%2](https://www.who.int/docs/default-source/coronaviruse/key-messages-and-actions-for-covid-19-prevention-and-control-in-schools-march-2020.pdf?sfvrsn=baf81d52_4#:~:text=COVID%2)
- van Kampen, J. J., van de Vijver, D. A., Fraaij, P. L., Haagmans, B. L., Lamers, M. M., Okba, N., ... & van der Eijk, A. A. (2020). Shedding of infectious virus in hospitalized patients with coronavirus disease-2019 (COVID-19): duration and key determinants. *MedRxiv*. <https://doi.org/10.1101/2020.06.08.20125310>
- Vu, C. C., & Kim, J. (2018). Human motion recognition by textile sensors based on machine learning algorithms. *Sensors*, 18(9), 3109. PMID:30223535, PMCid:PMC6164335. <https://doi.org/10.3390/s18093109>
- Wadman, M. (2020). Why COVID-19 is more deadly in people with obesity-even if they're young. *Science*. <https://doi.org/10.1126/science.abe7010>
- Waltham. (2017). *Feline Body Mass Index (FBMI). Waltham FBMI Calculator. 1-2*. Retrieved January 11, 2021,

- from: [https://jscalc.z6\\_io/calc/hORP8x2bWjQU7qxq](https://jscalc.z6_io/calc/hORP8x2bWjQU7qxq)
- Wang, X., Gu, Y., Xiong, Z., Cui, Z., & Zhang, T. (2014). Silk-molded flexible, ultrasensitive, and highly stable electronic skin for monitoring human physiological signals. *Advanced materials*, 26(9), 1336-1342. <https://doi.org/10.1002/adma.201470054>
- WEF. (2020, July 16). *Emerging Pathways towards a Post-COVID-19 Reset and Recovery: Chief Economists Outlook*. World Economic Forum (WEF), 1-18. Retrieved February 10, 2021, from <https://www.weforum.org/reports/emerging-pathways-towards-a-post-covid-19-reset-and-recovery>
- WEF. (2021, January 25). Platform for Shaping the Future of the New Economy and Society: Chief Economists Outlook 2021. World Economic Forum (WEF), 1-23. Retrieved February 9, 2021, from <https://www.weforum.org/reports/emerging-pathways-towards-a-post-covid-19-reset-and-recovery>
- Whitehouse, K. (2002). *The Design of Calamari: An Ad-Hoc Localization System for Sensor Networks* (Master Thesis). University of California, Berkeley, USA.
- Whitehouse, K., & Jiang, X. (2004). *Calamari: A Sensor Field Localization System*. Retrieved from <http://www.cs.berkeley.edu/~kamin/calamari/>.
- Whitehouse, K., Jiang, F., Woo, A., Karlof, C., & Culler, D. (2004). Sensor field localization: A deployment and empirical analysis. *no. UCB//CSD-04-1349*. Technical Report, University of California, Berkeley, USA.
- Whitehouse, K., Karlof, C., & Culler, D. (2004a). Hood: A Neighborhood Abstraction for Sensor Networks. *Proceedings of the ACM International Conference on Mobile Systems, Applications and Services*. Boston, MA, USA.
- Whitehouse, K., Karlof, C., & Culler, D. (2004b). *Getting Ad-Hoc Signal Strength Localization to Work*. Technical Report. University of California, Berkeley, USA.
- WHO (2021). WHO Director-General's opening remarks at the media briefing on COVID-19 - 11 January 2021. Retrieved January 12, 2021, from <https://www.who.int/director-general/speeches/detail/who-director-general-s-opening-remarks-at-the-media-briefing-on-covid-19-11-january-2021>
- WHO [World Health Organization]. (2005). *WHO Eastern Mediterranean Region: Joint External Evaluation Mission Reports*. Geneva: World Health Organization; 2005.
- WHO [World Health Organization]. (2016). Global observatory for eHealth. Geneva (Switzerland): Malawi. World Health Organization. Retrieved January 19, 2019, from <https://www.who.int/goe/policies/countries/mwi/en/>
- WHO [World Health Organization]. (2018). *Emergency Care System Framework*. Geneva: World Health Organization; 2018. Retrieved June 17, 2020, from <https://www.who.int/publications-detail-redirect/whoemergency-care-system-framework>
- WHO [World Health Organization]. (2019). WHO developing guidelines for recommendations on digital health interventions for RMNCAH and health systems strengthening. Retrieved January 19, 2019, from <https://who.int/reproductivehealth/topics/mhealth/digital-health-interventions/en/>
- WHO [World Health Organization]. (2020). Corona disease (COVID-19). Situation Report -151 (June 19, 2020). World Health Organization, 1-17. Retrieved June 20, 2020, from [www.who.org](http://www.who.org)
- WHO [World Health Organization]. (2020). Investing in and building longer-term health emergency preparedness during the COVID-19 pandemic: Interim Guidance for WHO Member States, July 2020. Geneva: World Health Organization. Retrieved January 11, 2021, from [WHO/2019-nCoV/EmergencyPreparedness/Long\\_term/2020.1](https://www.who.int/emergencies/diseases/novel-coronavirus-2019/emergency-preparedness-and-response-long-term/2020.1)). Licence: CCBY-NC-SA 3.0 IGO.
- WHO [World Health Organization]. (2020a). Media Briefing. WHO Director-General's opening remarks at the media briefing on COVID-19. Geneva: World Health Organization; 11 March 2020. Retrieved March 26, 2020, from <https://www.who.int/dg/speeches/detail/who-director-general-s-opening-remarks-at-the-media-briefing-on-covid-19---11-march-2020>
- WHO [World Health Organization]. (2020c). WHO works with the Government of the United Kingdom to tackle misinformation. World Health Organization (WHO). Retrieved January 11, 2021, from <https://www.who.int/campaigns/connecting-the-world-to-combat-coronavirus/how-to-report-misinformation-online> (Accessed time on January 11, 2021 at 12:00pm.).

- WHO [World Health Organization]. (2020d.). Managing the COVID-19 infodemic: Promoting healthy behaviours and mitigating the harm from misinformation and disinformation. Joint statement by WHO, UN, UNICEF, UNDP, UNESCO, UNAIDS, ITU, UN Global Pulse, and IFRC on September 23, 2020. Retrieved January 9, 2021, from <https://www.who.int/news/item/23-09-2020-managing-the-covid-19-infodemic-promoting-healthy-behaviours-and-mitigating-the-harm-from-misinformation-and-disinformation>
- WHO. (2021a). Weekly epidemiological update on COVID-19 - 21 December 2021. Emergency Response, Edition 71. WHO Team, World Health Organization (WHO). Retrieved December 22, 2021, from <https://www.who.int/publications/m/item/weekly-epidemiological-update-on-covid-19---21-december-2021>
- Williams, D. R. (2011). Imaging single cells in the living retina. *Vision Res.*, *51*, 1379 -1396. PMID:21596053 PMCID: PMC3189497. <https://doi.org/10.1016/j.visres.2011.05.002>
- WIV. (2021, February 6). We're still missing the origin story of this pandemic. Wuhan Institute of Virology (WIV), Wuhan, China. Retrieved January 11, 2021, from <https://www.washingtonpost.com/opinions/2021/02/05/coronavirus-origins-mystery-china>
- Wölfel, R., Corman, V. M., Guggemos, W., Seilmaier, M., Zange, S., Müller, M. A., ... & Wendtner, C. (2020). Virological assessment of hospitalized patients with COVID-2019. *Nature*, *581*(7809), 465-469. PMID:32235945. <https://doi.org/10.1038/s41586-020-2196-x>
- Wu, F., Xu, L., Kumari, S., & Li, X. (2017). An improved and anonymous two-factor authentication protocol for health-care applications with wireless medical sensor networks. *Multimedia Systems*, *23*(2), 195-205. <https://doi.org/10.1007/s00530-015-0476-3>
- Wu, T., Yan, Y., & Chen, X. (2013). Reduction of Power Consumption in Wireless Sensor Networks for Railway Disaster Prevention and Safety Monitoring System. In *Intelligence Computation and Evolutionary Computation* (pp. 983-991). Springer, Berlin, Heidelberg. [https://doi.org/10.1007/978-3-642-31656-2\\_135](https://doi.org/10.1007/978-3-642-31656-2_135)
- Wyber, R., Vaillancourt, S., Perry, W., Mannava, P., Folaranmi, T., & Celi, L. A. (2015). Big data in global health: improving health in low-and middle-income countries. *Bulletin of the World Health Organization*, *93*, 203-208. PMID:25767300 PMCID:PMC4339829. <https://doi.org/10.2471/BLT.14.139022>
- Xiao, F., Sun, J., Xu, Y., Li, F., Huang, X., Li, H., ... & Zhao, J. (2020). Infectious SARS-CoV-2 in feces of patient with severe COVID-19. *Emerging infectious diseases*, *26*(8), 1920. PMID:32421494 PMCID:PMC7392466. <https://doi.org/10.3201/eid2608.200681>
- Ye, Z. W., Yuan, S., Yuen, K. S., Fung, S. Y., Chan, C. P., & Jin, D. Y. (2020). Zoonotic origins of human coronaviruses. *International journal of biological sciences*, *16*(10), 1686. PMID:32226286 PMCID:PMC7098031. <https://doi.org/10.7150/ijbs.45472>
- Young, B. E., Ong, S. W. X., Kalimuddin, S., Low, J. G., Tan, S. Y., Loh, J., ... & Singapore 2019 Novel Coronavirus Outbreak Research Team. (2020). Epidemiologic features and clinical course of patients infected with SARS-CoV-2 in Singapore. *Jama*, *323*(15), 1488-1494. PMID:32125362 PMCID:PMC7054855. <https://doi.org/10.1001/jama.2020.3204>
- Zang, Y., Zhang, F., Di, C. A., & Zhu, D. (2015). Advances of flexible pressure sensors toward artificial intelligence and health care applications. *Materials Horizons*, *2*(2), 140-156. <https://doi.org/10.1039/C4MH00147H>
- Zhao, W., Bhushan, A., Santamaria, A. D., Simon, M. G., & Davis, C. E. (2008). Machine learning: A crucial tool for sensor design. *Algorithms*, *1*(2), 130-152. PMID:20191110, PMCID:PMC2828765. <https://doi.org/10.3390/a1020130>
- Zou, L., Ruan, F., Huang, M., Liang, L., Huang, H., Hong, Z., ... & Wu, J. (2020). SARS-CoV-2 viral load in upper respiratory specimens of infected patients. *New England Journal of Medicine*, *382*(12), 1177-1179. PMID:32074444 PMCID:PMC7121626. <https://doi.org/10.1056/NEJMc2001737>
- Zuniga, A. E. F., Win, K. T., & Susilo, W. (2010). Biometrics for electronic health records. *Journal of medical systems*, *34*(5), 975-983. <https://doi.org/10.1007/s10916-009-9313-6>

## Appendices

Coronavirus is a man-made wireless sensor sperm. Before Coronavirus, the researcher discovered ISNAH through the advanced wireless sensor device from PhD research at Universiti Malaysia Sarawak (UNIMAS). The PhD award was confirmed on May 21, 2018. Then the researcher has been starting awareness programmes including conference, seminar, talk show, webinar, workshop, publications etc. exposures among different levels of human-beings on the effects of wireless sensor networks. Some people believed this research, on the other hand, some ignored and insulted the researcher. Those who accepted this research, they benefit according to exposure guidelines.

Topic: Impact of Sensor Networks towards Animals, Plants, Humans, Objects, Climate, Environment and Democracy (ISNAPHOCED): Exposures through Conferences, Seminars, Ethical Talkshow and Research Findings Sharing.

### Appendix-1: Conferences

Sl.no.	Name of Institution, where I presented on the ISNAPHOCE at Conferences	Type of Awareness	Year
1.	Presentation on Impact of Sensor Networks towards Individuals Augmenting Causes of Diabetes at the Global Webinar on Diabetes and Endocrinology on November 22, 2021 organized by Scientex Conference, USA. (Morning Session).	Conference	2021
2.	Presentation on “Processed Radio Frequency towards Pancreas Enhancing the Deadly Diabetes Worldwide” at the Global Webinar on Diabetes and Endocrinology on November 22, 2021 organized by Scientex Conference, USA. (Evening Session).	Conference	2021
3.	Presentation on “Socio-economic Impact of Coronavirus Pandemic along with Uncertain Causes in Global Healthcare” at International Conference on Emerging Trends in Accounting and Finance (ICETAF)-2021 on November 11-12, 2021 at Tezpur University, Assam, India.	Conference	2021
4.	Presentation title “Issues and Challenges of Medical Jurisprudence for Dynamic Health Services in Bangladesh”. International Conference on Innovation and Transformation for Development on 23-24 October 2021 at Green University of Bangladesh, Dhaka, Bangladesh.	Conference	2021
5.	Conference Hall, Maulana Bhasani University of Science and Technology, Shontosh, Tangail, Government of People’s Republic of Bangladesh	Conference	2019
6.	Amanulla Convention Centre, Organized by Faculty of Fisheries, Sylhet Agricultural University, Sylhet, Bangladesh (Poster Presentation)	Conference (1 <sup>st</sup> day)	2019
7.	Amanulla Convention Centre, Organized by Faculty of Fisheries, Sylhet Agricultural University, Sylhet, Bangladesh (Oral Presentation).	Conference (2 <sup>nd</sup> day)	2019
8.	Presentation on “Environmental Governance” at the National Conference on March 2, 2019, organized by Department of Law and Justice, Metropolitan University, Sylhet, Bangladesh.	Conference	2019
9.	Conference Hall, Awana Hotel, Genting Highlands, Kuala Lumpur, Malaysia.	Conference	2018
10.	Conference Hall, Pearl International Hotel, Kuala Lumpur, Malaysia, organized by OIDA, Canada.	Conference	2017
11.	Conference Hall, Santa Clara de San Carlos, Costa Rica. Organized TDWG.	Conference	2016

**Appendix-2: Seminars**

Sl.no.	Name of Institution, where I presented on the ISNAPHOCE at Seminars	Type of Awareness	Year
1.	Department of Medicine, Northeast Medical College, Sylhet, Bangladesh.	Seminar	2020
2.	Department of Orthopedics Surgery, Northeast Medical College, Sylhet.	Seminar	2020
3.	Department of Gynecology and Obstetrics , Northeast Medical College, Sylhet	Seminar	2020
4.	Department of Oro-Dental Surgery, Northeast Medical College, Sylhet, BD..	Seminar	2020
5.	Department of Paediatrics, Northeast Medical College & Hospital, Sylhet.	Seminar	2020
7.	Conference Room, Deputy Commissioner's Office, GoB, Sylhet, Bangladesh	Seminar	2019
8.	Conference Room, Deputy Commissioner's Office, GoB, Sunamganj.	Seminar	2019
9.	Conference Room, Deputy Commissioner's Office, GoB, Bogra, Bangladesh.	Seminar	2019
10.	Hall Room, Sylhet City Corporation, Bondor Bazar, GoB, Sylhet, Bangladesh	Seminar-1	2019
11..	Meeting Room, Sylhet City Corporation, Bondor Bazar, GoB, Sylhet.	Seminar-2	2019
12.	Seminar Room, Department of Horticulture, Sylhet Agricultural University, Sylhet, Government of People's Republic of Bangladesh	Seminar	2019
13.	Seminar Room, Bangladesh Agricultural Research Institute, Sylhet, BD.	Seminar	2019
14.	Conference Hall, Sylhet Cadet College, Airport Road, Sylhet, Bangladesh.	Seminar	2019
15.	Conference Room, Chief Conservator of Forests Office, Ministry of Environment, Forests and Climate Change, Government of People's Republic of Bangladesh.	Seminar	2019
16..	Department of Computer Sciences, Metropolitan University, Bangladesh.	Seminar	2019
17.	Fahim Galary Conference Hall, Northeast Medical College, Sylhet, BD.	Seminar	2019
18.	Seminar Room, Parkview Medical College & Hospital, Sheikhghat, Sylhet.	Seminar	2019
19.	Conference Room, Northeast Nursing College, Sylhet, Bangladesh.	Seminar	2019
20.	Seminar Room, Sylhet Institute of Forest Science and Technology, Sylhet.	Seminar	2019
21.	Conference Room, Sylhet Women's Medical College & Hospital, Sylhet.	Seminar	2019
22.	Meeting Room, Government Bokkhobedhi Hospital, Sylhet, Bangladesh.	Seminar	2019
23.	Conference Hall, Islamic Foundation, Divisional Office, Eidgah, Sylhet.	Seminar	2019
24.	Conference Room, Shahin School & College, Amberkhana Branch, Sylhet.	Seminar	2019
25.	Seminar Room, Sylhet Homes School & College, Bagbari, Sylhet.	Seminar	2019
26.	Seminar Room, Kazi Jalal Uddin Government Boys Primary School, Sylhet.	Seminar	2019
27.	Seminar Room, Kazi Jalal Uddin Government Girls Primary School, Sylhet.	Seminar	2019
28.	Conference Room, Kishori Mohan Girls High School, Nayasarak, Sylhet.	Seminar	2019
29.	Conference Room, Jamia Islamia Kamil Madrasa, Pathantala, Sylhet.	Seminar	2019
30.	Seminar Room, Pioneer School and College, Shahi Eidgah, Sylhet.	Seminar	2019
31.	Seminar Room, Ramakrishna Government Primary School, Chaliband, Sylhet.	Seminar	2019
32.	Class Room, Rose Valley Kindergarten School, Sylhet, Bangladesh	Seminar	2019
33.	Seminar Room, Islamic National Institute, Uposhohor, Sylhet, Bangladesh	Seminar	2019
34.	Ground Floor, Riaz Ullah Waqf Estate Jame Mosque, Supply Road, Sylhet.	Seminar	2019
35.	Seminar Room, Quranic Garden, Mirboxtula, Sylhet, Bangladesh.	Seminar	2019
36.	Seminar Room, Metrocity Pre-Cadet Academy, South Surma, Sylhet.	Seminar	2019
37.	Seminar Room, Ramkrishna Girls' High School, Chaliband, Sylhet.	Seminar	2019
38.	Seminar Room, Madrasad Ulum, Chaliband, Sylhet, Bangladesh.	Seminar	2019
39.	Seminar Room, Basanto Memorial School, Chaliband, Sylhet, Bangladesh.	Seminar	2019

40.	Class Room, Kudratullah Hafizia Madrasa, Bandarabazar, Sylhet, Bangladesh.	Seminar	2019
41.	Conference Room, Hazrat Shahjalal D.Y. Kamil Madrasa, Sylhet, Bangladesh.	Seminar-1	2019
42.	Conference Room, Hazrat Shahjalal D.Y. Kamil Madrasa, Sylhet, Bangladesh.	Seminar-2	2019
43.	Conference Room, Hazrat Shahjalal D.Y. Kamil Madrasa, Sylhet, Bangladesh.	Seminar-3	2019
44.	Conference Room, Hazrat Shahjalal D.Y. Kamil Madrasa, Sylhet, Bangladesh.	Seminar-4	2019
45.	Class Room, Raja G.C. High School, Bandarabazar, Sylhet, Bangladesh.	Seminar	2019
46.	Class Room, Jamiatul Khair Al Islamia, Upashahar, Sylhet, Bangladesh.	Seminar	2019
47.	Class Room, Quranic Home, Upashahar, Sylhet, Bangladesh.	Seminar	2019
48.	Meeting Room, Kingster High School, Surmagate, Dolaipara, Sylhet.	Seminar	2019
49.	Seminar Room, Shahjalal Collegiate School, Dashpara, Sylhet, Bangladesh.	Seminar-1	2019
50.	Seminar Room, Shahjalal Collegiate School, Dashpara, Sylhet, Bangladesh.	Seminar-2	2019
51.	Students' Dormitory, Sylhet Government Pilot High School, Sylhet.	Seminar	2019
52.	Seminar Room, Lama Bazar Government Primary School, Sylhet.	Seminar	2019
53.	Seminar Room, Metro City Women's College, Uposhohor, Sylhet.	Seminar	2019
54.	Class Room, Sylhet Residential School & College, Uposhohor, Sylhet.	Seminar	2019
55.	Conference Room, Jalalabad MATS, Uposhohor, Sylhet, Bangladesh.	Seminar	2019
56.	Class Room, Durgakumar Pathshala, Bondorbazar, Sylhet, Bangladesh.	Seminar	2019
57.	Seminar Room, Sylhet Central Dental College, Uposhohor, Sylhet.	Seminar	2019
58.	Class Room, Al-Hikma Vidyaniketan, Barabazar, Sylhet, Bangladesh.	Seminar	2019
59.	Conference Room, Jalalabad College, Subhanighat, Sylhet, Bangladesh.	Seminar	2019
60.	Conference Room, Sylhet Homoeopathic Medical Association, Sylhet.	Seminar	2019
61.	Al-Hamra Jame Mosque, 4 <sup>th</sup> Floor, Al-Hamra Complex, Zindabazar, Sylhet.	Seminar	2019
62.	Training Room, National Women's Association, Uposhohor, Sylhet.	Seminar	2019
63.	Class Room, Omar Shah Teroratan Government Primary School, Sylhet, BD.	Seminar-1	2019
64.	Class Room, Omar Shah Teroratan Government Primary School, Sylhet, BD.	Seminar-2	2019
65.	Class Room, Al-Quran Hafizia Madrasa, Uposhohor, Sylhet, Bangladesh.	Seminar	2019
66.	Class Room, Elite Islamic International School and College, Sylhet.	Seminar	2019
67.	Class Room, Al-Madina International College, Nawab Road, Sylhet.	Seminar	2019
68.	Conference Room, Shah Jalal City College, Uposhohor Point, Sylhet.	Seminar	2019
69.	Class Room, Ar Ryan International School and College, Nawab Road, Sylhet.	Seminar	2019
70.	Conference Room, Zahiria MU High School, Daspara, Sylhet, Bangladesh.	Seminar-1	2019
71.	Conference Room, Zahiria MU High School, Daspara, Sylhet, Bangladesh.	Seminar-2	2019
72.	Conference Room, Zahiria MU High School, Daspara, Sylhet, Bangladesh.	Seminar-3	2019
73.	Conference Room, Zahiria MU High School, Daspara, Sylhet, Bangladesh.	Seminar-4	2019
74.	Class Room, Shahjalal ICT Kindergarten & High School, Telihaur, Sylhet.	Seminar	2019
75.	Class Room, Royal Falcon International School, Sheikhghat, Sylhet.	Seminar	2019
76.	Conference Room, Shahjalal Uposhohor Ideal Girls' High School, Sylhet.	Seminar	2019
77.	Conference Hall Room, Shahjalal Uposhohor Ideal Primary School, Sylhet.	Seminar	2019
78.	Conference Room, Sunny Hill International School and College, Sylhet.	Seminar	2019
79.	Conference Room, Moyununnesa Girls High School, Sheikhghat, Sylhet.	Seminar-1	2019
80.	Conference Room, Moyununnesa Girls High School, Sheikhghat, Sylhet.	Seminar-2	2019
81.	Class Room, Maa Moni Pre-Cadet Academy, Shahparan, Sylhet, Bangladesh.	Seminar	2019

82.	Meeting Room, IDEA (National NGO) Office, Uposhohor, Sylhet.	Seminar	2019
83.	Conference Room, Sylhet Science and Technology College Pirmahalla, Sylhet	Seminar	2019
84.	Conference Room, Shimantik MATS, Uposhohor Point, Sylhet, Bangladesh.	Seminar	2019
85.	Conference Room, Shimantik Human Resource Development Center, Sylhet.	Seminar	2019
86.	Conference Room, Shahjalal Uposhohor High School, Sylhet, Bangladesh.	Seminar-1	2019
87.	Conference Room, Shahjalal Uposhohor High School, Sylhet, Bangladesh.	Seminar-2	2019
88.	Conference Room, Shahjalal Uposhohor High School, Sylhet, Bangladesh.	Seminar-3	2019
89.	Conference Room, Shahjalal Uposhohor High School, Sylhet, Bangladesh.	Seminar-4	2019
90.	Conference Room, Rasomay High School, Jallarpar, Sylhet, Bangladesh.	Seminar	2019
91.	Seminar Room, Mirza Jangal Girls' High School, Sylhet, Bangladesh.	Seminar	2019
92.	Seminar Room, Merit Home, Mirza Jangal, Sylhet, Bangladesh.	Seminar	2019
93.	Class Room, Classic Schools & Colleges, Uposhohor, Sylhet, Bangladesh.	Seminar-1	2019
94.	Class Room, Classic Schools & Colleges, Uposhohor, Sylhet, Bangladesh.	Seminar-2	2019
95.	Meeting Room, Sylhet District Social Welfare Office, Bagbari, Sylhet, BD.	Seminar	2019
96.	Meeting Room, Global Trade Corporation, Zindabazar, Sylhet, Bangladesh.	Seminar	2019
97.	Conference Room, Moinuddin Adarsh Mahila College, Bagbari, Sylhet.	Seminar	2019
98.	Class Room, Jamia Nuria Varthkhola Madrasa, South Surma, Sylhet.	Seminar	2019
99.	Training Room, Department of Youth Development, Tilagarh, Sylhet, BD.	Seminar	2019
100.	Class Room, Sylhet Disabled School and College, Bagbari, Sylhet, BD.	Seminar	2019
101.	Class Room, Sunamganj Puro Degree College, Sunamganj, Bangladesh.	Seminar	2019
102.	Class Room, Model High School, Mirabazar, Sylhet, Bangladesh.	Seminar-1	2019
103.	Meeting Room, Model High School, Mirabazar, Sylhet, Bangladesh.	Seminar-2	2019
104.	Conference Room, The Aided High School, Tatipara, Sylhet, Bangladesh.	Seminar-1	2019
105.	Conference Room, The Aided High School, Tatipara, Sylhet, Bangladesh.	Seminar-2	2019
106.	Ground Floor, Sylhet Collectorate Jame Mosque, Bandarabazar, Sylhet.	Seminar	2019
107.	Class Room, Power Development Board High School, Bagbari, Sylhet, BD.	Seminar	2019
108.	Class Room, Shah Mostafa Jamia Islamia High School, Moulvibazar.	Seminar	2019
109.	Meeting Room, Victoria High School, Srimangol-Moulvibazar, Bangladesh.	Seminar	2019
110.	Class Room, Srimangol Residential School & College, Moulvibazar.	Seminar	2019
111.	Hall Room, Bangladesh Tea Research Institute High School, Moulvibazar.	Seminar-1	2019
112.	Hall Room, Bangladesh Tea Research Institute High School, Moulvibazar.	Seminar-2	2019
113.	Class Room, Classic Adarsho School, Srimangol, Moulvibazar, Bangladesh	Seminar	2019
114.	Seminar Room, V. Principal Muhammad Abdus Shahid College, Moulvibazar.	Seminar	2019
115.	Seminar Room, Chartered College, Subidbazar, Sylhet, Bangladesh	Seminar	2019
116.	Seminar Room, Netpro Model School & College, Bogra, Bangladesh	Seminar	2019
117.	Seminar Room, Red Crescent Nursing Institute, Sylhet, Bangladesh	Seminar-1	2019
118.	Seminar Room, Red Crescent Nursing Institute, Sylhet, Bangladesh	Seminar-2	2019
119.	Class Room, Madhushahid Government Primary School, Kajalshah, Sylhet.	Seminar	2019
120.	Conference Room, Sylhet Government Ogrogami School and College, Sylhet.	Seminar-1	2019
121.	Conference Room, Sylhet Government Ogrogami School and College, Sylhet.	Seminar-2	2019
122.	Hall Room, Sylhet UCEP- Ghasitula School Branch, Sylhet, Bangladesh.	Seminar-1	2019
123.	Hall Room, Sylhet UCEP- Ghasitula School Branch, Sylhet, Bangladesh.	Seminar-2	2019



124.	Conference Room, Sylhet Government Technical School and College, Sylhet.	Seminar	2019
125.	Conference Room, Sylhet Primary Teacher Training Institute, Sylhet.	Seminar-1	2019
126.	Conference Room, Sylhet Primary Teacher Training Institute, Sylhet.	Seminar-2	2019
127.	Hall Room, Sylhet UCEP-Sulaiman Chowdhury Baluchara School, Sylhet.	Seminar	2019
128.	Class Room, Sylhet Osmani Medical High School, Sylhet, Bangladesh.	Seminar	2019
129.	Seminar Room, Sylhet UCEP Regional Office, Bateshwar, Sylhet.	Seminar-1	2019
130.	Seminar Room, Sylhet UCEP Regional Office, Bateshwar, Sylhet.	Seminar-2	2019
131.	Seminar Room, Sylhet UCEP Regional Office, Bateshwar, Sylhet.	Seminar-3	2019
132.	Seminar Room, Sylhet UCEP Regional Office, Bateshwar, Sylhet.	Seminar-4	2019
133.	Conference Room, Blue Bird School and College, Mirermoidan, Sylhet.	Seminar-1	2019
134.	Conference Room, Blue Bird School and College, Mirermoidan, Sylhet.	Seminar-2	2019
135.	Class Room, Sylhet Learning Village, Akhalia, Sylhet, Bangladesh	Seminar	2019
136.	Conference Room, Nurjahan Memorial Women's Degree College, Sylhet.	Seminar	2019
137.	Seminar Room, Dishari School & College, Medina Residential Area, Sylhet.	Seminar	2019
138.	Class Room, Haji Kudratullah Islamia Government Primary School, Sylhet.	Seminar	2019
139.	Seminar Room, Mornington University College, Amberkhana, Sylhet.	Seminar-1	2019
140.	Seminar Room, Mornington University College, Amberkhana, Sylhet.	Seminar-2	2019
141.	Seminar Room, Sylhet Universal College, Mirbaxtula, Sylhet, Bangladesh.	Seminar	2019
142.	Class Room, Vidyabarenaya School and College, Bagbari, Sylhet, Bangladesh	Seminar-1	2019
143.	Class Room, Vidyabarenaya School and College, Bagbari, Sylhet, Bangladesh	Seminar-2	2019
144.	Class Room, Cadet College Campus High School, Airport Road, Sylhet.	Seminar-1	2019
145.	Class Room, Cadet College Campus High School, Airport Road, Sylhet.	Seminar-2	2019
146.	Class Room, Cadet College Campus High School, Airport Road, Sylhet.	Seminar-3	2019
147.	Class Room, Shahjalal (R.) Uposhohor, Hifzul Quran Academy, Sylhet.	Seminar-1	2019
148.	Class Room, Shahjalal (R.) Uposhohor, Hifzul Quran Academy, Sylhet.	Seminar-2	2019
149.	Class Room, Hifzul Quran Academy, Electric Supply Road, Sylhet.	Seminar	2019
150.	Seminar Room, Jamia Islamia Faridabad Madrasa, Airport, Sylhet.	Seminar	2019
151.	Hall Room, Silam Islamia Dikhil Madrasha, South Surma, Sylhet.	Seminar	2019
152.	Class Room, Ideal Noorani Ta'limul Quran, Ghasitula, Sylhet, Bangladesh.	Seminar	2019
153.	Class Room, Markazu Shaikhil Islam Al-Amin Madrasa, Kazitula, Sylhet.	Seminar	2019
154.	Class Room, Vidya Siri School & College, Goyalbari, Sylhet, Bangladesh	Seminar-1	2019
155.	Class Room, Vidya Siri School & College, Goyalbari, Sylhet, Bangladesh	Seminar-2	2019
156.	Class Room, Vidya Siri School & College, Goyalbari, Sylhet, Bangladesh	Seminar-3	2019
157.	Class Room, Vidya Siri School & College, Goyalbari, Sylhet, Bangladesh	Seminar-4	2019
158.	Class Room, Hazrat Khadija (R) Institute Madrasa Kumarpapa, Sylhet.	Seminar	2019
159.	Class Room, Jamia Islamia Mahmudia Madrasa, Sylhet, Bangladesh.	Seminar	2019
160.	Class Room, Holicity School & College, Subidbazar, Sylhet, Bangladesh.	Seminar	2019
161.	Class Room, Markazut Taqwa, Uposhahar, Sylhet, Bangladesh.	Seminar-1	2019
162.	Class Room, Markazut Taqwa, Uposhahar, Sylhet, Bangladesh.	Seminar-2	2019
163.	Ground Floor, Lamapara Jame Masjid, Ghasitula, Sylhet, Bangladesh.	Seminar	2019
164.	Class Room, Darur Rashad Hafizia Madrasa, Uposhohor, Sylhet, Bangladesh.	Seminar-1	2019
165.	Class Room, Darur Rashad Hafizia Madrasa, Uposhohor, Sylhet, Bangladesh.	Seminar-2	2019

166.	NIPORT Office, Government of People's Republic of Bangladesh, Sylhet.	Seminar-1	2019
167.	NIPORT Office, Government of People's Republic of Bangladesh, Sylhet.	Seminar-2	2019
168.	NIPORT Office, Government of People's Republic of Bangladesh, Sylhet.	Seminar-3	2019
169.	Conference Room, Institute of Health Technology, TB Gate, Sylhet.	Seminar	2019
170.	Meeting Room, Meristops, Darshanduri, Sylhet, Bangladesh.	Seminar	2019
171.	Ground Floor, Sahitya Asar, Central Muslim Literary Organization, Sylhet.	Seminar-1	2019
172.	Ground Floor, Sahitya Asar, Central Muslim Literary Organization, Sylhet.	Seminar-2	2019
173.	Ground Floor, Sahitya Asar, Central Muslim Literary Organization, Sylhet.	Seminar-3	2019
174.	Ground Floor, Sahitya Asar, Central Muslim Literary Organization, Sylhet.	Seminar-4	2019
175.	Ground Floor, Sahitya Asar, Central Muslim Literary Organization, Sylhet.	Seminar-5	2019
176.	Class Room, Shaheen School, Shibganj, Sylhet, Bangladesh.	Seminar-1	2019
177.	Class Room, Shaheen School, Shibganj, Sylhet, Bangladesh.	Seminar-2	2019
178.	Class Room, Shaheen School, Shibganj, Sylhet, Bangladesh.	Seminar-3	2019
179.	Class Room, Jamia Islamia Abu Bakar Siddique (R) Madrasa, Sylhet.	Seminar-1	2019
180.	Class Room, Jamia Islamia Abu Bakar Siddique (R) Madrasa, Sylhet.	Seminar-2	2019
182.	Seminar Room, Abdul Gafur Islami Ideal College, Dorshondewri, Sylhet.	Seminar	2019
183.	Conference Room, Ibn Sina Hospital Sylhet Ltd., Subhanighat, Sylhet.	Seminar	2019
184.	Class Room, Anwara Matin Academy, Chowkidekhi, Sylhet, Bangladesh.	Seminar	2019
185.	Class Room, Hazrat Shahmir (R.) Hafizia Islamia Madrasa, Sylhet.	Seminar	2019
186.	Hall Room, Haji Shahmir Government Primary School, Sylhet, Bangladesh.	Seminar	2019
187.	Class Room, Anushilan Academy, Shahi Eidgah, Sylhet, Bangladesh.	Seminar-1	2019
188.	Class Room, Anushilan Academy, Shahi Eidgah, Sylhet, Bangladesh.	Seminar-2	2019
189.	Class Room, Holicity Collegiate School, Sylhet, Bangladesh	Seminar	2019
190.	Hall Room, Jherjheri Para Jamia Hussainiya Islamia Madrasa, Sylhet.	Seminar	2019
191.	Class Room, Green City International Collegiate School, Sylhet, Bangladesh.	Seminar	2019
192.	East Subidbazar Jame Mosque, Ground Floor, Sylhet, Bangladesh.	Seminar	2019
193.	Class Room, Alokito Pathshala, Chharapar, Baluchara Sylhet,	Seminar	2019
194.	Class Room, Jamia Islamia Arshadul Uloom, Baluchora, Sylhet, Bangladesh.	Seminar	2019
195.	Seminar Room, Muhammadia Islamia Hafizia Dakhil Madrasa, Sylhet.	Seminar	2019
196.	First Floor, Ali Box Jame Mosque, Akhalia, Sylhet, Bangladesh.	Seminar	2019
197.	Class Room, Jamiatul Uloom Ashariyya Sylhet, Pirojpur, Sylhet, Bangladesh.	Seminar-1	2019
198.	Class Room, Jamiatul Uloom Ashariyya Sylhet, Pirojpur, Sylhet, Bangladesh.	Seminar-2	2019
199.	Hall Room, Furkania Islamia Qawmi Madrasa, Akhalia, Sylhet, Bangladesh.	Seminar	2019
200.	Seminar Room, Surma Nursing Institute, Akhalia, Sylhet, Bangladesh.	Seminar	2019
201.	Class Room, ABC Kindergarten & School, Kushighat, Sylhet, Bangladesh.	Seminar	2019
202.	Class Room, Jamia Islamia Shah Gazi Syed Burhan Uddin, Kushighat, Sylhet.	Seminar	2019
203.	Class Room, Markazut Talim Sylhet Madrasa, Kushighat, Sylhet, Bangladesh.	Seminar	2019
204.	Hall Room, Jamia Tawakkulia Renga Madrasa, South Surma, Sylhet.	Seminar	2019
205.	Class Room, Jamia Madania Tahfizul Quran Madrasa, Fenchuganj, Sylhet.	Seminar	2019
206.	Hall Room, Chakerbazar Government Primary School, Silam, Sylhet.	Seminar	2019
207.	Seminar Room, Jalalpur Jalalia Dakhil Madrasa, Jalalpur, Sylhet, Bangladesh.	Seminar	2019
208.	Ground Floor, Sahitya Asar, Central Muslim Sahitya Sangstha, Sylhet.	Seminar	2019

209.	Class Room, Shahin School, Bagbari Branch, Sylhet, Bangladesh.	Seminar	2019
210.	Class Room, Shahin School, Shibganj Branch, Sylhet, Bangladesh.	Seminar	2019
211.	Ground Floor, Poetry Centre, Dorgagate, Sylhet, Bangladesh.	Seminar	2019
212.	Conference Hall, Sarawak Heart Foundation, Kota Samarahan, Malaysia.	Seminar	2018

### Appendix-3: Research Sharing

Sl.no.	Name of Institution, where I shared on the ISNAPHOCE directly	Type of Awareness	Year
1	Impact of Sensor Networks Enhancing Corona Diseases at 5 institutions, BD.	Sharing	2021
2.	Office Room, Divisional Police Commissioner Office, Alampur, Sylhet.	Sharing	2020
3.	Office Room, Superintendent of Police Office, Sylhet, Bangladesh.	Sharing	2020
4.	Office Room, Rapid Action Battalion Office (RAB-9), Sylhet, Bangladesh.	Sharing	2020
5.	Office Room, Border Guard Bangladesh (BGB) Office, Sylhet, BD.	Sharing	2020
6.	Office Room, Rapid Action Battalion Office (RAB-9), Sunamganj, BD.	Sharing	2020
7.	Office Room, Border Guard Bangladesh Office, Sunamganj, Bangladesh	Sharing	2020
8.	Office Room, Superintendent of Police Office, Sunamganj, Bangladesh.	Sharing	2020
9.	Office Room, District and Session Judge Office, Sylhet, Bangladesh.	Sharing	2020
10.	Office Room, District and Session Judge Office, Sunamganj, Bangladesh.	Sharing	2020
11.	Office Room, Police Commissioner Office, Sylhet, Bangladesh.	Sharing	2020
12.	Ground Floor, Purbo Bazar Jame Mosque, Sunamganj, Bangladesh	Sharing	2020
13.	Ground Floor, Bonanipara Jame Mosque, Shologhor, Sunamganj, Bangladesh	Sharing	2020
14.	Ground Floor, Bolaka R/A Jame Mosque, Sunamganj, Bangladesh	Sharing	2020
15.	Ground Floor, Alipara Jame Mosque, Shologhor, Sunamganj, Bangladesh	Sharing	2020
16.	Ground Floor, Shologhor Jame Mosque, Shologhor, Sunamganj, Bangladesh	Sharing	2020
17.	Puraton Bus Stand Jame Mosque, Sadar, Sunamganj, Bangladesh	Sharing	2020
18.	Mohammadpur Jame Mosque, Mohammadpur, Sunamganj, Bangladesh	Sharing	2020
19.	Meeting Room, Manager Office, Kuching International Airport, Malaysia.	Sharing	2018
20.	Office Room, Election Officer, Election Commission Office, Malaysia.	Sharing	2018
21.	Office Room, Kota Samarahan Police Office, Sarawak, Malaysia	Sharing	2018
22.	Officer Room, Bantuan Police, UNIMAS, Kota Samarahan, Malaysia.	Sharing	2018
23.	Media Room, Sarawak FM Radio Office, Sarawak, Malaysia	Sharing	2018
24.	Office Room, Police Headquarter, Kuching, Sarawak, Malaysia	Sharing	2018
25.	Ground Floor, Desa Ilmu Mosque, Kota Samrahan, Sarawak, Malaysia	Sharing	2018
26.	Ground Floor, Samarinda Mosque, Kota Samrahan, Sarawak, Malaysia	Sharing	2018
27.	Office Room, PITAS, UNIMAS, Kota Samrahan, Sarawak, Malaysia.	Sharing	2018
28.	Hall Room, Teachers' Training College, Kota Samarahan, Sarawak, Malaysia	Sharing	2018

**Appendix-4: Ethical Talkshow**

Sl.no.	Name of Institution, where I shared on the ISNAPHOCE through ethical talkshow	Type of Awareness	Year
1.	Ground Floor, Goabari Jame Mosque, Pathantala, Sylhet, Bangladesh.	Talk show	2019
2.	Ground Floor, Hasnabaj Jame Mosque, Jamalganj, Sunamganj, Bangladesh	Talk show	2019
3.	Baitul Aman Jame Mosque, 1 <sup>st</sup> Floor, Zindabazar, Sylhet, Bangladesh.	Talk show	2019
4.	Baitul Falah Jame Mosque, Ground Floor, Uposahar, Sylhet, Bangladesh.	Talk show	2019
5.	Ground Floor, Srimangol Jame Mosque, Moulvibazar, Bangladesh.	Talk show	2019
6.	Ground Floor, Baitun Noor Jame Mosque, Uposahar-Sylhet, Bangladesh.	Talk show	2019
7.	Ground Floor, Satchhari National Park Jame Mosque, Chunarughat, Habiganj.	Talk show	2019
8.	Ground Floor, Kumarpara Jame Mosque, Sylhet, Bangladesh.	Talk show	2019
9.	Ground Floor, North Kazitula Jame Mosque, Kazitula, Sylhet, Bangladesh.	Talk show	2019
10.	Ground Floor, Sheikhghat Jame Mosque, Sylhet, Bangladesh.	Talk show	2019
11.	Ground Floor, Baitul Maqsood Jame Mosque, Subidbazar, Sylhet, Bangladesh	Talk show	2019
12.	Ground Floor, Mauban Jame Mosque, Jatarpur, Sylhet, Bangladesh.	Talk show	2019
13.	Ground Floor, Goabari Jame Mosque, Pathantola, Sylhet, Bangladesh-1 <sup>st</sup> day	Talk show	2019
14.	Ground Floor, Goabari Jame Mosque, Pathantola, Sylhet, Bangladesh-2 <sup>nd</sup> day	Talk show	2019
15.	Ground Floor, Titanic Building Jame Mosque, Subidbazar, Sylhet.	Talk show	2019
16.	Ground Floor, Jamia Khatamunnabien Mosque Sylhet, Baluchara, Sylhet.	Talk show	2019
17.	Majumdari Jame Mosque, First Floor, Airport Road, Sylhet, Bangladesh.	Talk show	2019
18.	Ground Floor, Kudratullah Jame Mosque, Bandar Bazar, Sylhet, Bangladesh.	Talk show	2019
19.	Ground Floor, Al -Amin Madrasa Mosque, Kazitula, Sylhet, Bangladesh.	Talk show	2019
20.	Ground Floor, Kazi Jalal Uddin Jame Mosque, Kazitula, Sylhet, Bangladesh.	Talk show	2019
21.	Conference Room, PITAS-Bahasa Pustaka Dewan, UNIMAS, Malaysia.	Talk show	2018

**Appendix-5: CASSID, COVID-19 Deaths and GDP per capita**

CASSID, URL: [article.sapub.org/image/10.5923.j.bioinformatics.20211101.01\\_031.gif](https://article.sapub.org/image/10.5923.j.bioinformatics.20211101.01_031.gif)

COVID-19 Deaths, URL: <https://www.worldometers.info/coronavirus/> (January 20, 2022).

GDP per capita: <https://data.worldbank.org/indicator/NY.GDP.PCAP.CD?locations=US> (Period 2019 & 2020).

**Appendix-6: Research Questionnaire**

1. Patient's name:
2. Age:
3. Gender: (i) Male, (ii) Female
4. Educational status: Illiterate/ Primary/Secondary/Graduate/Postgraduate
5. Profession: (a) service, (b) business, (c) agriculture, (d) others.....
6. District from: Sylhet/Sunamganj/Habiganj/Moulvibazar
7. Perception on Lockdown: (i) In favour, (ii) Against lockdown, (iii) No comment.
8. COVID-19 self-attack as: (a) Severe, (b) Moderate, (c) Mild, (d) No idea.
9. Taking vaccine: (i) Vaccinated, (ii) Not vaccinated, (iii) No interest.
10. Travel during COVID-19: (a) Travel risk, (b) No risk, (c) No comment.
11. Novel Pandemic disease Phobia: (i) Frustrated, (ii) More frustrated, (iii) Not frustrated.

12. Coronavirus disease type: (a) Contagious, (b) Non-communicable, (c) No idea.
13. Root cause of COVID-19 spreading: (i) Nature, (ii) Wireless Sensor, (iii) No idea.
14. Do you think the wireless sensor technology spreads Coronavirus: (a) Yes, (b) No.
15. What symptoms you feel, when you affect in Coronavirus disease?.....
16. How to develop security system of wireless sensor networks?.....
17. Integrated Idea on the Sources of Coronavirus: (a) Natural, (b) Man-made, (c) No comment.
18. Remarks: social distance/handwash/isolation/wear mask and anti-radiation sunglasses....

### **Copyrights**

Copyright for this article is retained by the author(s), with first publication rights granted to the journal.

This is an open-access article distributed under the terms and conditions of the Creative Commons Attribution license (<http://creativecommons.org/licenses/by/4.0/>).

The journal is peer-reviewed  
The journal is open-access to the full text  
The journal is included in:

CNKI Scholar	PKP Open Archives Harvester
DBH	SHERPA/RoMEO
Google Scholar	Standard Periodical Directory
JournalTOCs	Ulrich's
JournalSeek	Universe Digital Library
LOCKSS	WorldCat
Open J-Gate	

## **Global Journal of Health Science** Monthly

Publisher	Canadian Center of Science and Education
Address	1595 Sixteenth Ave, Suite 301, Richmond Hill, Ontario, L4B 3N9, Canada
Telephone	1-416-642-2606
Fax	1-416-642-2608
E-mail	<a href="mailto:gjhs@ccsenet.org">gjhs@ccsenet.org</a>
Website	<a href="http://gjhs.ccsenet.org">gjhs.ccsenet.org</a>

