

EX.NO:08

DATE:

BOOK BANK SYSTEM

3. PROBLEM STATEMENT

To create an BOOK BANK software that will meet the needs of the applicant and help them to registering and buy the book for the book bank, modification in database and cancellation for the registered project.

4. OVERALL DESCRIPTION

The Book Bank System is an integrated system that has four modules as part of it. the four modules are

Registration for the Book

In this module, the user can select the books to register for the book bank, Modification in the book database, canceling the books.

Book details

In this module the user can search for the books by giving book_id in the project and selecting the semester for the book.

Book Bank Details

In this module the administrator can change the data's like the semester , address, books can be done.

Cancellation for the Book

In this module the user can cancel their name which is registered for the Book.

SOFTWARE REQUIRMENTS

10. Microsoft Visual Basic 6.0

11. Rational Rose

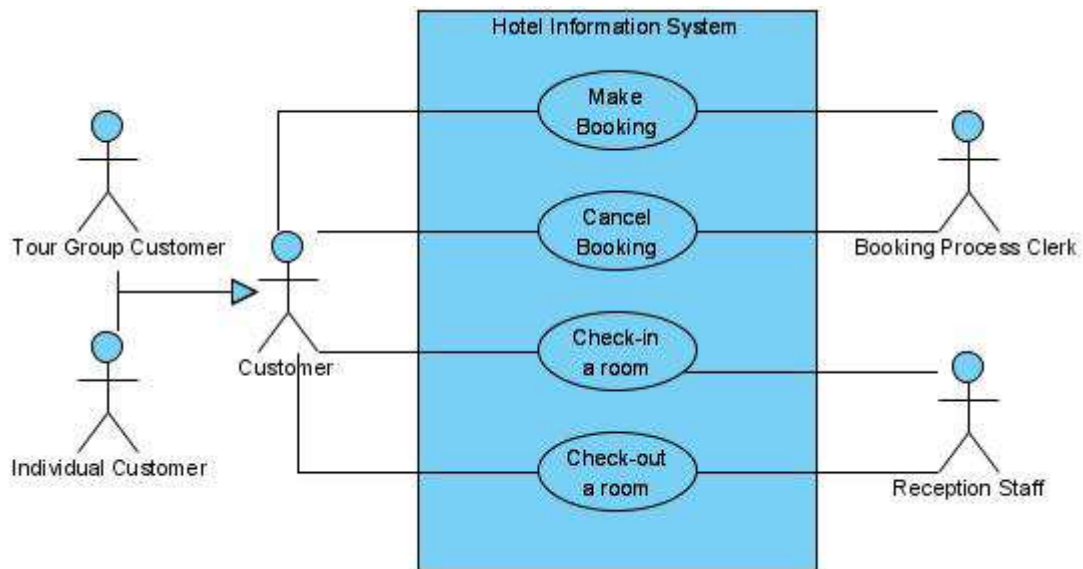
12. Microsoft Access

HARDWARE REQUIRMENTS

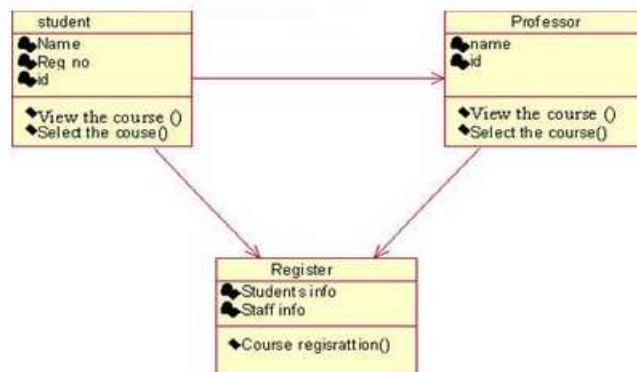
1. 128MB RAM

2. Pentium III Processor

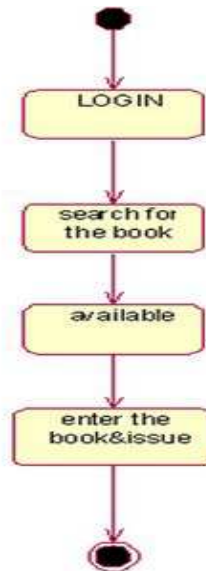
USE CASE DIAGRAM:



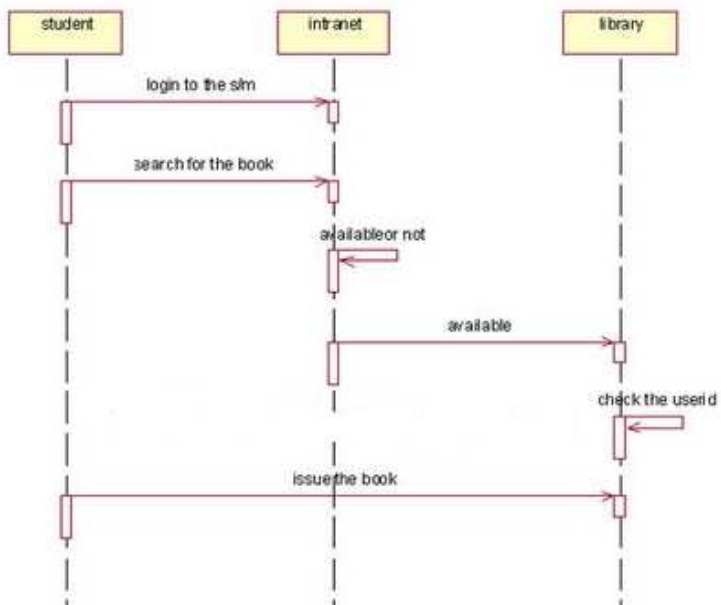
CLASS DIAGRAM:



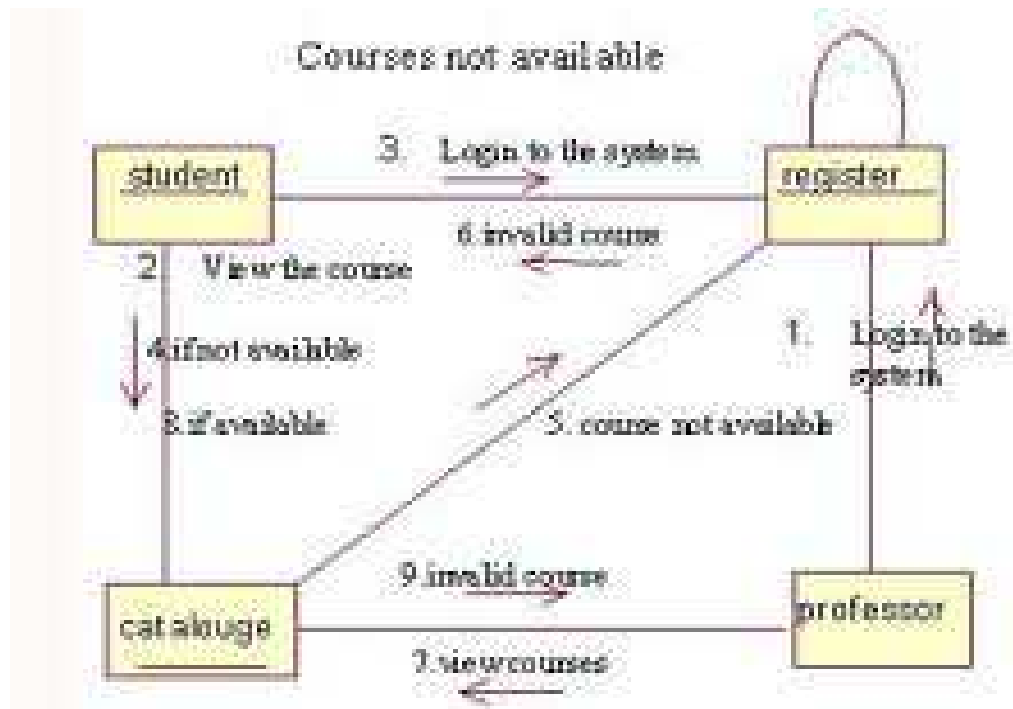
ACTIVITY DIAGRAM



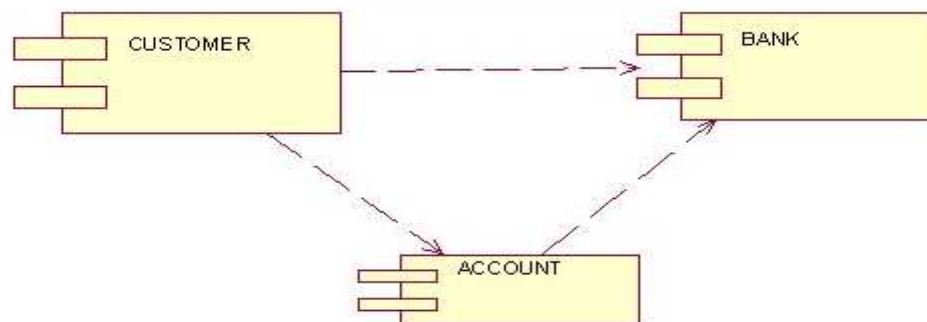
SEQUENCE DIAGRAM:



COLLABARATION DIAGRAM:



DEPOLYMENT DIAGRAM:



CODING:
REGISTER FORM:

```
Dim cn As ADODB.Connection  
Dim rs As ADODB.Recordset  
Dim s As String
```

```
Private Sub ABOUTUS_Click()  
Form6.Show  
Form9.Hide  
End Sub
```

```
Private Sub bookbankdetail_Click()  
Form15.Show  
Form9.Hide  
End Sub
```

```
Private Sub bookdetail_Click()  
Form14.Show  
Form9.Hide  
End Sub
```

```
Private Sub Command1_Click()  
Form4.Show  
Form9.Hide  
End Sub
```

```
Private Sub Command2_Click()  
If (Text8.Text = "") Then  
MsgBox "blank record not possible"  
Else  
s = "insert into stud_details values('" & Text8.Text & "','" & Text7.Text & "','" & Text6.Text & "','" & Combo3.Text & "','" & Text1.Text & "','" & Text5.Text & "','" & Text3.Text & "','" & Combo1.Text & "','" & Combo2.Text & "''")  
cn.Execute (s)  
MsgBox "Registered"  
Text8.Text = ""  
Text7.Text = ""  
Text6.Text = ""  
Combo3.Text = ""  
Text1.Text = ""  
Text5.Text = ""
```

```
Text3.Text = ""  
Combo1.Text = ""  
Combo2.Text = ""  
End If  
End Sub
```

```
Private Sub CONTACT_Click()  
Form8.Show  
Form9.Hide  
End Sub
```

```
Private Sub EXIT_Click()  
Form2.Show  
Form9.Hide  
End Sub
```

```
Private Sub Form_Load()  
Set cn = New ADODB.Connection  
cn.Open ("Provider=MSDAORA.1;Password=tiger;User ID=scott;Persist Security Info=True")  
Set rs = New ADODB.Recordset  
rs.Open "select * from stud_details", cn, adOpenKeyset, adLockOptimistic  
Combo1.AddItem "B.E Computer Science & Engineering"  
Combo1.AddItem "B.E Electrical & Electronic Engineering"  
Combo1.AddItem "B.E Information Technology"  
Combo1.AddItem "B.E Electronic & Communication Engineering"  
Combo1.AddItem "B.E Civil Engineering"  
Combo1.AddItem "B.E Mechanical Engineering"  
Combo2.AddItem "01"  
Combo2.AddItem "02"  
Combo2.AddItem "03"  
Combo2.AddItem "04"  
Combo2.AddItem "05"  
Combo2.AddItem "06"  
Combo2.AddItem "07"  
Combo2.AddItem "08"  
Combo3.AddItem "Male"  
Combo3.AddItem "Female"  
End Sub
```

```
Private Sub HOME_Click()  
Form5.Show  
Form9.Hide
```

End Sub

Private Sub REPORT_Click()
DataReport1.Show

End Sub

Private Sub SERVICES_Click()
Form7.Show
Form9.Hide
End Sub

Private Sub studentdetail_Click()
Form13.Show
Form9.Hide
End Sub

BOOK DETAILS:

Private Sub ABTUS_Click()
Form6.Show
Form15.Hide
End Sub

Private Sub CONTACTS_Click()
Form8.Show
Form15.Hide
End Sub

Private Sub EXIT_Click()
Form2.Show
Form15.Hide
End Sub

Private Sub HOME_Click()
Form5.Show
Form15.Hide
End Sub

Private Sub SERVICES_Click()
Form7.Show
Form15.Hide

End Sub

CANCELLATION FORM:

```
Dim cn As ADODB.Connection
Dim rs As ADODB.Recordset
Dim s As String
```

```
Private Sub ABOUTUS_Click()
Form6.Show
Form10.Hide
End Sub
```

```
Private Sub bookbankdetails_Click()
Form15.Show
Form10.Hide
End Sub
```

```
Private Sub bookdetails_Click()
Form14.Show
Form10.Hide
End Sub
```

```
Private Sub Clear_Click()
Text8.Text = ""
Text7.Text = ""
Text6.Text = ""
Combo3.Text = ""
Text1.Text = ""
Text5.Text = ""
Text3.Text = ""
Combo1.Text = ""
Combo2.Text = ""
End Sub
```

```
Private Sub CONTACTS_Click()
Form8.Show
Form10.Hide
End Sub
```

```
Private Sub Delete_Click()
s = "delete from stud_details where Id_no=" & Text8.Text & ""
```

```
cn.Execute (s)
MsgBox "one record deleted"
Text8.Text = ""
Text7.Text = ""
Text6.Text = ""
Combo3.Text = ""
Text1.Text = ""
Text5.Text = ""
Text3.Text = ""
Combo1.Text = ""
Combo2.Text = ""
End Sub
```

```
Private Sub EXIT_Click()
Form2.Show
Form10.Hide
End Sub
```

```
Private Sub First_Click()
rs.MoveFirst
Text8.Text = rs.Fields(0)
Text7.Text = rs.Fields(1)
Text6.Text = rs.Fields(2)
Combo3.Text = rs.Fields(3)
Text1.Text = rs.Fields(4)
Text5.Text = rs.Fields(5)
Text3.Text = rs.Fields(6)
Combo1.Text = rs.Fields(7)
Combo2.Text = rs.Fields(8)
End Sub
```

```
Private Sub Form_Load()
Set cn = New ADODB.Connection
cn.Open ("Provider=MSDAORA.1;Password=tiger;User ID=scott;Persist Security Info=True")
Set rs = New ADODB.Recordset
rs.Open "select * From stud_details", cn, adOpenKeyset, adLockOptimistic
Combo1.AddItem "B.E Computer Science & Engineering"
Combo1.AddItem "B.E Electrical & Electronic Engineering"
Combo1.AddItem "B.E Information Technology"
Combo1.AddItem "B.E Electronic & Communication Engineering"
Combo1.AddItem "B.E Civil Engineering"
Combo1.AddItem "B.E Mechanical Engineering"
```

```
Combo2.AddItem "01"  
Combo2.AddItem "02"  
Combo2.AddItem "03"  
Combo2.AddItem "04"  
Combo2.AddItem "05"  
Combo2.AddItem "06"  
Combo2.AddItem "07"  
Combo2.AddItem "08"  
Combo3.AddItem "Male"  
Combo3.AddItem "Female"  
End Sub
```

```
Private Sub HOME_Click()  
Form5.Show  
Form10.Hide  
End Sub
```

```
Private Sub Last_Click()  
rs.MoveLast  
Text8.Text = rs.Fields(0)  
Text7.Text = rs.Fields(1)  
Text6.Text = rs.Fields(2)  
Combo3.Text = rs.Fields(3)  
Text1.Text = rs.Fields(4)  
Text5.Text = rs.Fields(5)  
Text3.Text = rs.Fields(6)  
Combo1.Text = rs.Fields(7)  
Combo2.Text = rs.Fields(8)  
End Sub
```

```
Private Sub next_Click()  
rs.MoveNext  
If (rs.EOF = True) Then  
rs.MoveLast  
MsgBox "End of the Record"  
End If  
Text8.Text = rs.Fields(0)  
Text7.Text = rs.Fields(1)  
Text6.Text = rs.Fields(2)  
Combo3.Text = rs.Fields(3)  
Text1.Text = rs.Fields(4)  
Text5.Text = rs.Fields(5)
```

```
Text3.Text = rs.Fields(6)
Combo1.Text = rs.Fields(7)
Combo2.Text = rs.Fields(8)
End Sub
```

```
Private Sub previous_Click()
rs.MovePrevious
If (rs.BOF = True) Then
rs.MoveFirst
MsgBox "Beginning of the Record"
End If
Text8.Text = rs.Fields(0)
Text7.Text = rs.Fields(1)
Text6.Text = rs.Fields(2)
Combo3.Text = rs.Fields(3)
Text1.Text = rs.Fields(4)
Text5.Text = rs.Fields(5)
Text3.Text = rs.Fields(6)
Combo1.Text = rs.Fields(7)
Combo2.Text = rs.Fields(8)
End Sub
```

```
Private Sub Refresh_Click()
Form10.Refresh
End Sub
```

```
Private Sub REPORT_Click()
DataReport1.Show
End Sub
```

```
Private Sub search_Click()
rs.Close
rs.Open "select * from stud_details where Id_no=" & Text8.Text & ""
On Error GoTo er
Text8.Text = rs.Fields(0)
Text7.Text = rs.Fields(1)
Text6.Text = rs.Fields(2)
Combo3.Text = rs.Fields(3)
Text1.Text = rs.Fields(4)
Text5.Text = rs.Fields(5)
Text3.Text = rs.Fields(6)
Combo1.Text = rs.Fields(7)
```

```
Combo2.Text = rs.Fields(8)
Exit Sub
er:
MsgBox "record not found"
End Sub
```

```
Private Sub SERVICES_Click()
Form7.Show
Form10.Hide
End Sub
```

```
Private Sub studedetails_Click()
Form13.Show
Form10.Hide
End Sub
```

SCREEN SHOTS:

FORM 1:

HOME ABOUT US SERVICES CONTACT VIEW REPORT EXIT

M.R.M BOOK BANK

Registration form

Id_no	003
Name	DIVYA
Address	10,nethaji salai, tiruvallur
Gender	Female
DOB	10-11-1990
Contact_no	8765646542
CollegeName	SVCET
Branch	B.E Computer Science & Engineering
Semester	06

OK Cancel

Project1 Registered OK

FORM 2:

HOME ABOUT US SERVICES CONTACTS VIEW REPORT

M.R.M BOOK BANK

Cancellation form

Id_no	1
Name	Divya
Address	thiruniravur
Gender	Female
DOB	27may1991
Contact_no	6457895
Collage Name	svcet
Branch	B.E Computer Science & Engineering
Semester	03

Navigation: <<< << >> >>>

Buttons: Search Delete Clear Refresh Exit

Project1 one record deleted OK

FORM 3:

The screenshot shows a web application window titled 'Form11' with a menu bar containing 'ME', 'ABOUT US', 'SERVICES', 'CONTACTS', 'VIEW', 'REPORT', and 'EXIT'. The main content area is titled 'M.R.M BOOK BANK' and 'BOOK DETAILS'. It features a form with the following fields and values:

Book_id	004
Book_Name	aca
Author_name	leland
Edition	5
publication	pearson
Price	520

Below the form are navigation buttons: '<<', '<<', '>>', and '>>|'. At the bottom are buttons for 'Search', 'Update', 'Add', 'Delete', and 'Clear'. A 'Project1' dialog box is overlaid on the right, displaying 'one record deleted' and an 'OK' button.

FORM 4:

The screenshot shows a 'DataReport1' window with a 'Zoom 100%' dropdown. The table below is titled 'Student Details' and contains the following data:

ID_NO:	NAME:	ADDRESS:	GENDER:	DOB:	CONTACT_NO:	COLLEGENAME:	BRANCH:	SEMES
2	dhivya	thirupachur	Female	25may1998	5464564	svcet	B.E Computer	03
3	malar	icehouse	Female	20may1994	568464	svcet	B.E Computer	03
4	kishore	thiruniravur	Male	10oct1990	5685565	vel tech	B.E Computer	03
5	sathish	thiruvallur	Male	2sep1990	46555656	vel tech	B.E Electrical &	06
003	DIVYA	10,nethaji salai,	Female	10-11-1998	765646542	SVCET	B.E Computer	06