

NAVODAYA VIDYALAYA SAMITI

PROSPECTUS FOR JAWAHAR NAVODAYA VIDYALAYA SELECTION TEST- 2013

1. NAVODAYA VIDYALAYA SCHEME

1.1 Introduction

In accordance with the National Policy of Education (1986) Government of India started Jawahar Navodaya Vidyalayas (JNVs). Presently the JNVs are spread in 27 States and 7 Union Territories. These are co-educational residential schools fully financed and administered by Government of India through an autonomous organization, Navodaya Vidyalaya Samiti. Admissions in JNVs are made through the **JAWAHAR NAVODAYA SELECTION TEST (JNVST)** at Class VI. The medium of instruction in JNVs is the mother tongue or regional language up to Class VIII and English thereafter for Maths and Science and Hindi for Social Science. Students of the JNVs appear for X and XII class examinations of the Central Board of Secondary Education. While education in the schools is free including boarding, lodging, uniforms and textbooks, a nominal fee of Rs.200/- per month will have to be paid by the children from IX to XII class. However, children belonging to SC/ST, Girls and Physically Handicapped and from the families whose income is below poverty line are exempted from payment of fees.

1.2 Objective of the Scheme

- (i) To provide good quality modern education including a strong component of culture, inculcation of values, awareness of the environment, adventure activities and physical education to the talented children predominantly from rural areas.
- (ii) To ensure that students attain a reasonable level of competency in three languages.
- (iii) To promote national integration through migration of students from Hindi to non-Hindi speaking State and vice-versa.
- (iv) To serve in each district as focal point for improvement of quality of school education in general through sharing of experiences and facilities.

1.3 State-wise Distribution of Jawahar Navodaya Vidyalayas

Accordingly to the Navodaya Vidyalaya Scheme, one Jawahar Navodaya Vidyalaya is to be set up in each District in a phased manner. At present, there are **595 (576+19**)** Vidyalayas are sanctioned in **27** States and **7** Union Territories out of which 583(567+16) are functioning. The State-wise distribution of JNVs is as under:

Andhra Pradesh	22+2	Kerala	14
Assam	27+1	Lakshadweep	01
Arunachal Pradesh	16	Madhya Pradesh	48+2
Andaman & Nicobar Islands	02	Maharashtra	32+1
Bihar	38+1	Manipur	09
Chandigarh	01	Meghalaya	07+1
Chattisgarh	16+1	Mizoram	08
Delhi	02	Nagaland	11
Daman & Diu	02	Orissa	30+1
Dadra & Nagar Haveli	01	Punjab	20+1
Goa	02	Pondicherry	04
Gujarat	25+1	Rajasthan	32+2
Haryana	20	Sikkim	04
Himachal Pradesh	12	Tripura	04
Jammu & Kashmir	17+1	Uttar Pradesh	70
Jharkhand	22+2	Uttaranchal	13
Karnataka	27+1	West Bengal	17+1
		TOTAL	576+19**=595

** Additional JNVs sanctioned for the Districts having large concentration of SC/ST population.

A maximum of eighty students are admitted in Class VI in each Vidyalaya, through a Selection Test subject to availability of suitable candidates. The Samiti reserves the right to reduce the seats to forty or to withhold result and/or withhold admission and/or conduct of JNVST in case adequate accommodation is not available.

1.4 Jawahar Navodaya Vidyalaya Selection Test 2013

JNV Selection Test for admission to Class-VI in JNVs for the academic session 2013-14 will be held as per following schedule. **The last date for submission of Application Form in BEO's Office is 1-10-2012 (Monday).**

- i. **On Sunday, the 10th February, 2013 at 9.30 A.M.** in the State of Andhra Pradesh, Assam, Bihar, West Bengal (except Darjeeling) Chhattisgarh, Goa, Gujarat, Haryana, Himachal Pradesh (except Chamba, Kinnaur, Mandi, Sirmour, Kullu, Lahaul & Spiti and Shimla Districts), Jharkhand, Kerala, Karnataka, Madhya Pradesh, Maharashtra, Manipur, Orissa, Punjab, Rajasthan, Tripura, Uttar Pradesh, Uttaranchal, Delhi, Arunachal Pradesh (except Tawang District), Union Territories of Andaman & Nicobar Islands, Chandigarh, Dadar & Nagar Haveli, Daman & Diu, Lakshadweep and Pondicherry .
- ii. **On Saturday 13th April, 2013 9.30 A.M.** in the States of Meghalaya, Mizoram, Nagaland, Sikkim ,Jammu and Kashmir (except Leh & Kargil) and in the District of Tawang of Arunachal Pradesh, in the Districts of Chamba, Sirmour, Kullu, Kinnaur, Mandi, Shimla of Himachal Pradesh, in the District of Darjeeling District of West Bengal.
- iii. **On Sunday 9th June, 2013 9.30 A.M.** in the Districts of Leh, Kargil of J&K State and in the District of Lahaul & Spiti of Himachal Pradesh State.

2. HOW TO APPLY FOR JNV SELECTION TEST

2.1 How to get an Application Form?

Application forms for admission may be made on the prescribed Application Form (attached with the prospectus) available free of cost from:

- (i) Block Education Officer (BEO)
- (ii) District Education Officer (DEO)
- (iii) Headmaster of any Govt. / Govt. aided / Recognized Accredited Institute / Centre of Sarva Shiksha Abhiyan / NIOS where he/she is studying.
- (iv) Principal, Jawahar Navodaya Vidyalaya.

In case of non-availability of JNVST prescribed Application Form from the above, you may copy the format of Application Form on plain paper (preferably 21cm x 30cm) from our website at the address <http://www.navodaya.nic.in> or the newspaper advertisement and apply on it.

2.2 How to submit an Application Form?

Duly filled in application form must reach the Block Education Officer latest by **1st October 2012.** It shall be signed by the Head of the recognized school/Special

Education Scheme (Sarva Shiksha Abhiyan) where the child is studying in Class-V, on or before **1st October 2012** (Candidates are advised to get the acknowledgement from the BEO at the time of submission of Application Form).

2.3 Issue of Admit Cards

Admit Cards, duly prepared by the Principal, Jawahar Navodaya Vidyalaya will be issued to the candidates through the office of the Block Education Officer. Candidates, who do not receive their Admit cards one week before the JNVST, they should immediately contact to Principal, JNV/BEO/DEO for the same.

2.4 Result of the Selection Test

The result of **JNVST 2013** is expected to be announced by end of May of the year of admission. The result will be displayed in the offices of the concerned (i) Jawahar Navodaya Vidyalaya (ii) District Education Officer (iii) District Magistrate (iv) Deputy Commissioner, Navodaya Vidyalaya Samiti of the Region. The Principal, Jawahar Navodaya Vidyalaya concerned, will also inform the selected candidates through registered post. The result will also be displayed on website of the Navodaya Vidyalaya Samiti at the address <http://www.navodaya.gov.in>

3. SELECTION AND ADMISSION

- 3.a) Selection in the test will not vest any right on the candidates to secure admission into the JNV. At the time of seeking actual admission, each selected candidate will have to produce all relevant certificates, as prescribed by the Navodaya Vidyalaya Samiti. Until admission, the selection is provisional.
- 3.b) In case of any dispute, the decision of Navodaya Vidyalaya Samiti shall be final and binding on the candidates.
- 3.c) Marks obtained by candidates (both selected and unselected) in the test are not communicated.
- 3.d) There is no provision for re-evaluation of the answer scripts. Since the result is processed through computer and sufficient care is taken to ensure accuracy through various checks in processing the result, no request for re-totalling of marks will be entertained.
- 3.e) It may also be noted by the candidates and their parents/guardians that under the scheme of JNVs, students of a JNV located in Hindi speaking State may have to be

migrated to another JNV in Non-Hindi Speaking State and vice-versa for one academic year when the students are promoted to Class IX. In case of refusal from the students selected for migration, continuation of such students in JNV will not be allowed.

- 3.f) The candidates and their parents/guardians may note that the children selected on the basis of the Test will be admitted only in the JNV located in the district from where they are appearing at the JNVST. Under no circumstances, the selected candidate will be given admission to any other JNV. No request for shifting of students on account of medium of instruction in the JNV concerned, shifting of parents/guardians to other district(s) State(s) etc. will be entertained.
- 3.g) Candidates belonging to the Scheduled Castes (SCs) and Scheduled Tribes (STs) will have to produce a certificate of the Caste/Tribe at the time of seeking admission, if selected. Such certificate should be procured from the competent authority before 15th July, of the year of seeking admission so that it may be submitted to the Principal of concerned JNV at the time of admission.
- 3.h) Candidates belonging to the disabled category (Orthopedically Handicapped, Hearing Impaired and Visually Handicapped) if selected will have to produce a medical certificate signed by Chief Medical Officer of the District concerned at the time of admission.
- 3.i) Candidates belonging to the disabled category (Orthopedically Handicapped, Hearing Impaired and Visually Handicapped) can seek admission in the district in which they are studying in Class V on regular basis at the time of applying for JNVST or their native district where his/her parents are residing.

4. WHO IS ELIGIBLE

FOR ALL CANDIDATES:

- 4.a) Only the candidates from the district concerned where the Jawahar Navodaya Vidyalaya has been opened are eligible to apply for admission. However, the district where JNV is opened and is bifurcated at a later date, the old boundaries of the district are considered for the purpose of eligibility for admission into JNVST, in case a new Vidyalaya has not started in newly bifurcated district as yet.
- 4.b) A candidate seeking admission must not have been **born before 01-05-2000 and after 30-04-2004**. This will apply to candidates of all categories, including those who belong to the Scheduled Castes (SCs) and Scheduled Tribes (STs). In case of doubt of overage

candidate seeking admission, they may be referred to the Medical Board for confirmation of the age. The decision of the Medical Board will be final.

- 4.c) A candidate appearing for the selection test must be studying in Class-V for the whole of the academic session **2012-13** in a Government/Government aided or other recognized schools or schools under schemes of “Sarva Shiksha Abhiyan” or ‘B’ certificate competency course of National Institute of Open Schooling in the same district where he/she is seeking admission. A school will be deemed recognized if it is declared so by the Government or by any other agency authorized on behalf of Government. The Schools under Sarva Shiksha Abhiyan are to be sponsored by Govt. or Govt. authorized agencies. Schools where students have obtained ‘B’ certificate under National Institute of Open Schooling should have accreditation of NIOS. A candidate must successfully complete Class-V in the session **2012-13**. Actual admission in Class-VI for the session **2013-14** will be subject to this condition.
- 4.d) A Candidate claiming admission under rural quota must have studied and passed classes III, IV and V from a Govt. / Govt. aided / recognized school spending one full academic session each year in a school located in rural area.
- 4.e) Candidates who will be passing Class-V from schemes of “Sarva Shiksha Abhiyan” or ‘B’ certificate competency course of National Institute of Open Schooling on or before **30th September, 2013** are also eligible to write admission test provided they are in the prescribed age group. The forms of such candidates will be verified by DEO/DIOS. The rural status of a child from Accredited Centres/Institute of Sarva Shiksha Abhiyan/National Institute of Open Schooling will be decided on the basis of a certificate to be issued by Tehsildar/District Magistrate of the District indicating that the child has been residing in rural areas for the last three years. Students studying under the above scheme from urban and notified areas are not eligible for obtaining seat in rural quota.
- 4.f) A Candidate who has not been promoted and admitted to Class-V before **30th September, 2012** is not eligible to apply.
- 4.g) No candidate is eligible to appear in the selection test second time, under any circumstances.
- 5. The parents of the children who qualify the Selection Test will have to submit following at the time of admission:**
- i) Affidavit/Residence Certificate in prescribed proforma in addition to other documents demanded by the concerned Vidyalaya.

- ii) For candidates seeking admission under rural quota, the parents will also have to submit an affidavit to the effect that the child is studying in an Institute located in a notified rural area and that they are residing in a notified rural area.

FOR RURAL CANDIDATES

- A) At least 75% of the seats in a district will be filled by candidates selected from rural areas and remaining seats will be filled from the urban areas of the district.
- B) A candidate seeking admission under the rural quota must have studied in Classes-III, IV and V completing full academic session from the recognized school(s) located in rural areas.
- C) Candidates studying under the schemes of Sarva Shiksha Abhiyan and National Institute of Open Schooling should produce their rural status certificate issued by District Magistrate/ Tehsildar/Block Development Officer.

FOR URBAN CANDIDATES

A Candidate who has studied in a school located in an urban area even for a single day of session in Class-III, IV and V will be considered as an urban candidate. Urban areas are those which are so defined in 2001 census or through a subsequent Government Notification. All other areas will be considered as rural.

RESERVATION OF SEATS

- a) At least 75% of the seats in a district are filled by candidates selected from rural areas and remaining seats are filled from urban areas of the district.
- b) Reservation of seats in favour of children belonging to Scheduled Castes and Scheduled Tribes is provided in proportion to their population in the concerned district provided that no district, such reservation will be less than the national average (15% for SC and 7.5% for ST) but subject to maximum of 50% for both the

categories (SC & ST) taken together. These reservations are interchangeable and over and above the candidates selected under open merit.

- c) One third of the total seats are filled up by girls.
- d) There is a provision for reservation of 3% seats for ** disabled children (i.e. Orthopedically Handicapped, Hearing Impaired and Visually Handicapped).

** **“Blindness”** refers to a condition where a person suffers from any of the following conditions namely:-

- (i) Total absence of sight; or
- (ii) Visual acuity not exceeding 6/60 or 20/200 (snellen) in the better eye with correcting lenses; or
- (iii) Limitation of the field of vision subtending an angle of 20 degree or worse.

** **“Hearing Impairment”** means loss of sixty decibels or more in the better ear in the conversational range of frequencies.

** **“Locomotor disability”** means disability of the bones joints or muscles leading to substantial restriction of the movement of the limbs or any form of cerebral palsy.

** **“Person with disability”** means a person suffering from not less than forty percent of any disability as certified by a medical authority.

ABOUT THE SELECTION TEST

1. Centre for Examination

Each candidate shall appear for the selection test at the examination centre allotted to him/her as indicated on the Admit Card. No candidate is permitted to appear from any other centre. No request for change of centre will be entertained. No candidate can appear in the selection test without the proper Admit Card. The competent authority for issuing the Admit Card is Principal, JNV.

2. Language of the Examination

The language/medium of the examination for the candidate will be the medium through which the candidate is studying in Class-V.

A candidate will be given a test booklet in the language he/she has mentioned in the application form and admit card. It must be ensured that Same Medium of Examination/Language is written in the Application Form (Col.9) and Admit Card (Col.1). The test booklet is available in the following languages:

- | | | |
|---------------------|-----------------------|-------------|
| 1. Assamese | 2. Bengali | 3. Bodo |
| 4. English | 5. Garo | 6. Gujarati |
| 7. Hindi | 8. Kannada | 9. Khasi |
| 10. Malayalam | 11. Manipuri | 12. Marathi |
| 13. Mizo | 14. Oriya | 15. Punjabi |
| 16. Sindhi (Arabic) | 17. Sindhi (Devnagri) | 18. Tamil |
| 19. Telugu | 20. Urdu | 21. Nepali |

3. Composition of the Test

The selection test will be of two-hour duration and will have 3 sections with only objective type questions. There are 100 questions in all of 100 marks. Each question carries one mark:

Type of Test	Number of Question	Marks	Duration
Mental ability Test	50	50	60 Minutes
Arithmetic Test	25	25	30 Minutes
Language Test	25	25	30 Minutes
Total	100	100	2 Hours

A single test booklet comprising of the 3 sections will be given to each candidate.

4. Method of Recording Answers

- A separate Answer sheet will be provided. Candidates are required to indicate their answers at an appropriate place on the answer sheet itself. The Answer sheet will be of intelligence Character Recognition (ICR)/Optical Character Recognition (OCR) Sheet. A copy of specimen Answer Sheet is enclosed.
- Only Blue/Black Ball Point Pen is to be used to write on the answer sheet.** Candidates should bring their own ballpoint pens. **Use of pencil is strictly prohibited.**
- For each question, there are four probable answers, out of which only one is correct. **The candidate is required to select correct answer and indicate correct corresponding number (1, 2, 3, 4) given against the probable answers on the answer sheet.** Any other mode such as marking (\checkmark) **OR** (a, b, c, d) **OR** (A, B,C, D) **OR** (BÉE, JÉ, MÉ, PÉ) etc. to indicate the answers on the answer sheet **will not be accepted.** For example if your answer for Question no. 37 is 3, write as

- d) No change in the answer once written is allowed. Overwriting, cutting and erasing on the Answer Sheet is also not allowed.
- e) One mark will be given for every correct answer.
- f) No negative marking will be done.

5. About Instruction and Example

- a) The candidate must carefully read the instructions given on the cover page of the test booklet as well as those for each test/section before attempting the questions.
- b) Candidates are advised to confirm that the test booklet received by them is of the language opted for the test. In case test booklet of correct language opted for is not

provided, the candidate should get it changed before start of the examination. It is the responsibility of the candidate to obtain the test booklet of his choice as opted in the application form. No representation in this regard will be entertained after the examination is over.

- c) About one minute may be needed to answer each question. Therefore, the candidate should not spend too much of time on a particular question. If a question is found difficult to answer he/she may leave it and move on to the next one. This will help save time. Once the candidate completes all the questions in a test, he/she may try those questions, which he/she had left in the first attempt.
- d) The total time would be two hours without any break.
- e) Securing qualifying marks in each of the three tests is essential. Candidates are advised not to spend more time on each section of test than suggested, although they are free to adjust the total time, as they like.
- f) There will be a bell after every 30 minutes.

- (1) No candidate will be allowed to appear in the selection test without proper Admit Card.
- (2) No candidate will be allowed to enter the examination hall/ room after 30 minutes of the commencement of the selection test.
- (3) No candidate will be allowed to leave the examination hall / room before completion of 60 minutes after commencement of the test.

6. Nature of the test

Section-1 Mental Ability Test (MAT)

This is non – verbal test. Questions are based on figures and diagrams only. Questions are meant to assess general mental functioning of the candidates. The section is divided into ten paras having 5 questions each. Given below are some examples :

TYPE - I

Directions

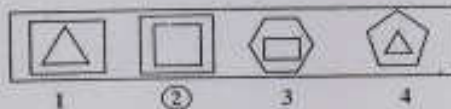
In examples 1 and 2, four figures have been given in each question. Of these four figures three figures are similar in some way and one figure is different. Find the number below the figure, which is different.

Example - 1



Here figure 1,2 and 4 are made of straight lines, but figure 3 is not. Therefore, 3 is the correct answer.

Example - 2



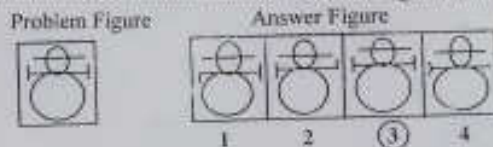
In figures, 1,3 and 4 the inner figures are different in shape from the outer figures, while in figure 2, the inner figure and the outer figure are of the same shape. Therefore 2 is the correct answer.

TYPE - II

Directions

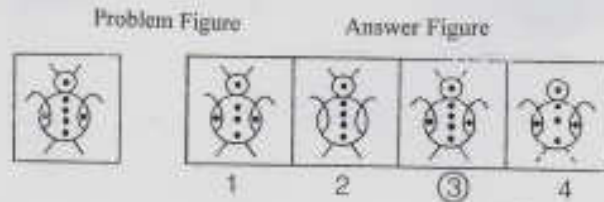
In examples 3 and 4, one of the four answer figures, marked 1,2,3,4 on the right side of the vertical line, is the same as the problem figure given on the left side. Find the number below the figure, which is different.

Example - 3



Answer figure 3 resembles the problem figure and therefore, 3 is the correct answer.

Example - 4



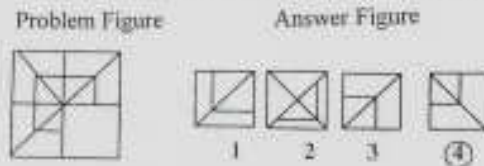
Answer figure 3 resembles the problem figure and therefore 3 is the correct answer.

TYPE - III

Directions

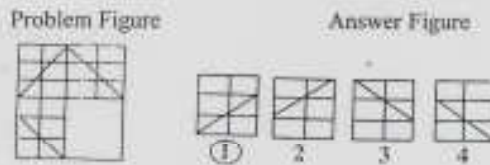
In examples 5 and 6, there is a problem figure on the left hand side of the line. A part of it is missing. Observe the answer figures 1,2,3,4 on the right hand side. Find the answer figure that, without changing its direction, fits in the missing part of problem figure so as to properly complete the pattern in the problem figure. Find the number below the figure, which is different.

Example - 5



Here, answer figure 4 completes the pattern in the blank space in the problem figure, and it is the correct answer.

Example - 6



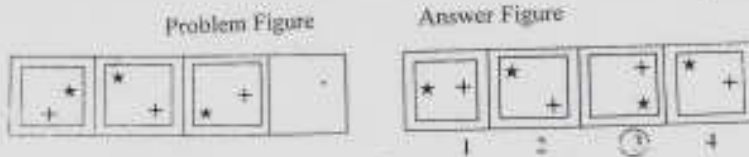
Here, answer figure 1 completes the pattern in the blank space in the problem figure, and it is the correct answer.

TYPE - IV

Directions

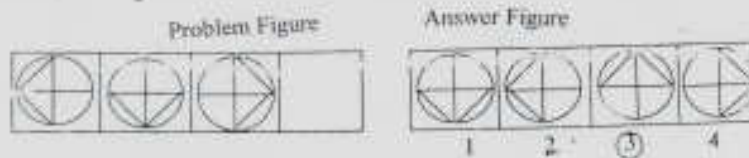
In examples 7 and 8, there are three problem figure on the left side of the line and the space for the fourth one has been left blank. The problem figures are in a series. Find which one from among the answer figures completes the series.

Example - 7



In the example signs + and * are moving at different rates along two sides of a square from one square to another. Following this rule, the answer figure 3 is the correct answer.

Example - 8



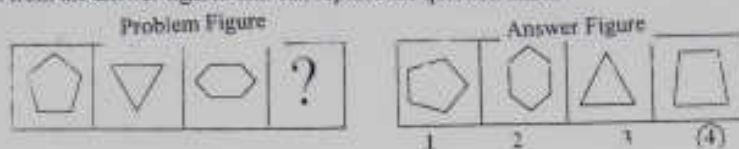
In this example the figure + is moving anti-clockwise. Following this rule, the answer figures 3 are the correct answer.

TYPE - V

Directions


In examples 9 and 10, there are three problem figures followed by a question mark for the fourth one. There exists a relationship between the first two problem figures. A similar relationship should exist between the third & fourth problem figure. Select one from the answer figures that can replace the question mark.

Example - 9



The first figures a five sided which is followed by a three sided figure. Thus the different between the number of sides between first and second figure is two. The third figure is six-sided figure and as per the relationship between the first figure and second figure, the fourth must have four sides. In the above example that happens to be figure 4 amongst the answer figures. Therefore, answer figure 4 is the correct answer.

Example - 10



There is a relationship between the first and second Problem figure. Study the relationship. It will be seen that the same relationship can be established between third problem figure and the answer figure; therefore 1, is the correct answer.

TYPE - VI

Directions

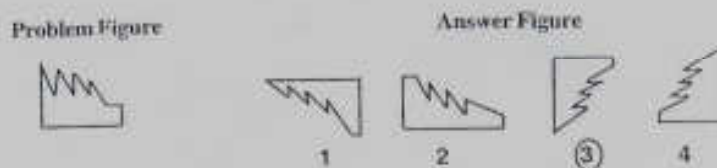
In examples 11 and 12, one part of square is on the left side of the line and the other one is among the four figures 1,2,3,4 on the right side. Find the figure on the right hand side that completes the square.

Example - 11



Here answer figure 4 fits rightly with the problem figure to complete the square. As such, serial number 4 is the correct answer.

Example - 12



Here answer figure 3 fits rightly with the problem figure to complete the square. As such, serial number 3 is the correct answer.

Section 2 Arithmetic Test

The main purpose of this test is to measure candidate's basic competencies in Arithmetic. All the Twenty-five questions of this test will be based on the following 15 topics

1. Number and numeric system.
2. Four fundamental operations on whole number.
3. Fractional number and four fundamental operations on them.
4. Factors and Multiple including their properties.
5. LCM and HCF of numbers.
6. Decimals and fundamental operations on them.
7. Conversion of fractions to decimals and vice-versa.
8. Applications of number in measure length, mass, capacity, time, money etc.
9. Distance, time and speed.
10. Approximation of expressions.
11. Simplification of Numerical Expressions.
12. Percentage and its applications.
13. Profit and loss.
14. Simple interest.
15. Perimeter, area and volume.

Note:- Emphasis will be more on testing of understanding and Application of the concepts and skills involved. In order to provide some guidance to the candidates on the types of questions that are expected in Arithmetic test, some examples are given below:-

Example – 1 (Test of Understanding):

What is the prime factorization of 1000?

1. $10 \times 10 \times 10$
2. $2 \times 5 \times 5 \times 10$
3. $2 \times 2 \times 2 \times 5 \times 5$
4. $2 \times 2 \times 2 \times 5 \times 5 \times 5$

A factorization of a number is said to be a prime factorization if (i) the product of the factors (taking a factor as many times as it occurs) is equal to the given number, and (ii) each factor is a prime number. Here only serial number 4 satisfies both the requirements. As such, serial number 4 is the correct answer.

Example 2 (Test of Understanding):

What is the average of first four odd numbers?

1. 2.5
2. 4
3. 5
4. 16

The first four odd numbers are 1, 3, 5 and 7. Their average $(1+3+5+7)/4$. As such serial number 2 is the correct answer.

Example 3 (Test of Application):

A 1 km. long goods train is running at speed of 1 km. per 3 minutes, the time taken by this train to pass through 2 kms. long tunnel is:-

1. 1 minute
2. 3 minute
3. 6 minute
4. 9 minute

The tunnel is 2 km. long and the train is 1 km. in length, the train will have to cover a total distance of 3 km. in order to pass through the tunnel running at a speed of 1 km. per 3 minutes, the train will take 9 minutes to pass through this tunnel and that is the correct answer. As such, serial number 4 is the correct answer.

Section 3: language Test.

The main purpose of this test is to assess reading comprehension of the candidates. The test consists of three passages. Each passage is followed by 5 questions. Candidates shall read each passage carefully and answer the questions that follow. In addition, there will be 10 questions to test grammar and writing skills of candidates.

Given below is a specimen passage and the questions that follow the passage.

PASSAGE

Some years ago, the children of Japan wrote to Jawahar Lal Nehru and requested him to send them an elephant. He sent them a beautiful elephant on behalf of the children of India. This elephant came from Mysore. It was sent to Japan by sea. When it reached Tokyo, thousands of children came to see it. Many of them had never seen an elephant. This majestic animal thus became a symbol of India to them and also a link between them and the children of India. Nehru was very happy that this gift of ours gave such a lot of joy to so many children of Japan and made them think of our country.

1. "He sent them a beautiful elephant" "them" in this sentence, stand for
 1. The children of Mysore
 2. The children of Japan
 3. The people of Tokyo
 4. The Japanese Zoo

2. The elephant travelled from India to Japan.
 1. By ship
 2. By train
 3. By plane
 4. By road

3. Thousands of Japanese children came to Tokyo to see the elephant, because.
 1. It was sent from India
 2. It was tame elephant
 3. It was a majestic animal
 4. They had never seen an elephant before

4. Nehru was happy because
 1. He sent an elephant to Japan
 2. His gift made children of Japan think of our country
 3. The elephant made a long journey by sea
 4. The elephant was happy in Japan

5. Nehru sent an elephant to Japan because
 1. He liked elephant
 2. Elephants are majestic animals
 3. The children of Japan has asked for one
 4. The Government of Japan had asked for an elephant.

Side - 2 (USE ENGLISH NUMBERS/LETTERS ONLY)

Invigilator to put centre stamp in Blue/Black Ink	Test Booklet Series	A	Test Booklet Number
TO BE FILLED BY THE INVIGILATOR ONLY			
State <input type="checkbox"/>	Distt. <input type="checkbox"/>	Block <input type="checkbox"/>	Centre <input type="checkbox"/>
Roll Number <input type="text"/>		Tick appropriate box from information given in Admit Card	
Name of Candidate _____		Boy <input type="checkbox"/>	Girl <input type="checkbox"/>
Signature of the Invigilator _____		Gen <input type="checkbox"/>	OBC <input type="checkbox"/>
		SC <input type="checkbox"/>	ST <input type="checkbox"/>
		Urban <input type="checkbox"/>	Rural <input type="checkbox"/>

TO BE FILLED BY THE CANDIDATE ONLY	
Roll Number <input type="text"/>	Name of Candidate _____
Signature of Candidate _____	

FILL THE RIGHT RESPONSES IN ENGLISH NUMBERS ONLY IN THE BOXES PROVIDED FOR EACH QUESTION (1/100)

1	<input type="checkbox"/>	11	<input type="checkbox"/>	21	<input type="checkbox"/>	31	<input type="checkbox"/>	41	<input type="checkbox"/>	51	<input type="checkbox"/>	61	<input type="checkbox"/>	71	<input type="checkbox"/>	81	<input type="checkbox"/>	91	<input type="checkbox"/>
2	<input type="checkbox"/>	12	<input type="checkbox"/>	22	<input type="checkbox"/>	32	<input type="checkbox"/>	42	<input type="checkbox"/>	52	<input type="checkbox"/>	62	<input type="checkbox"/>	72	<input type="checkbox"/>	82	<input type="checkbox"/>	92	<input type="checkbox"/>
3	<input type="checkbox"/>	13	<input type="checkbox"/>	23	<input type="checkbox"/>	33	<input type="checkbox"/>	43	<input type="checkbox"/>	53	<input type="checkbox"/>	63	<input type="checkbox"/>	73	<input type="checkbox"/>	83	<input type="checkbox"/>	93	<input type="checkbox"/>
4	<input type="checkbox"/>	14	<input type="checkbox"/>	24	<input type="checkbox"/>	34	<input type="checkbox"/>	44	<input type="checkbox"/>	54	<input type="checkbox"/>	64	<input type="checkbox"/>	74	<input type="checkbox"/>	84	<input type="checkbox"/>	94	<input type="checkbox"/>
5	<input type="checkbox"/>	15	<input type="checkbox"/>	25	<input type="checkbox"/>	35	<input type="checkbox"/>	45	<input type="checkbox"/>	55	<input type="checkbox"/>	65	<input type="checkbox"/>	75	<input type="checkbox"/>	85	<input type="checkbox"/>	95	<input type="checkbox"/>
6	<input type="checkbox"/>	16	<input type="checkbox"/>	26	<input type="checkbox"/>	36	<input type="checkbox"/>	46	<input type="checkbox"/>	56	<input type="checkbox"/>	66	<input type="checkbox"/>	76	<input type="checkbox"/>	86	<input type="checkbox"/>	96	<input type="checkbox"/>
7	<input type="checkbox"/>	17	<input type="checkbox"/>	27	<input type="checkbox"/>	37	<input type="checkbox"/>	47	<input type="checkbox"/>	57	<input type="checkbox"/>	67	<input type="checkbox"/>	77	<input type="checkbox"/>	87	<input type="checkbox"/>	97	<input type="checkbox"/>
8	<input type="checkbox"/>	18	<input type="checkbox"/>	28	<input type="checkbox"/>	38	<input type="checkbox"/>	48	<input type="checkbox"/>	58	<input type="checkbox"/>	68	<input type="checkbox"/>	78	<input type="checkbox"/>	88	<input type="checkbox"/>	98	<input type="checkbox"/>
9	<input type="checkbox"/>	19	<input type="checkbox"/>	29	<input type="checkbox"/>	39	<input type="checkbox"/>	49	<input type="checkbox"/>	59	<input type="checkbox"/>	69	<input type="checkbox"/>	79	<input type="checkbox"/>	89	<input type="checkbox"/>	99	<input type="checkbox"/>
10	<input type="checkbox"/>	20	<input type="checkbox"/>	30	<input type="checkbox"/>	40	<input type="checkbox"/>	50	<input type="checkbox"/>	60	<input type="checkbox"/>	70	<input type="checkbox"/>	80	<input type="checkbox"/>	90	<input type="checkbox"/>	100	<input type="checkbox"/>

Answer Sheet

Test Form

General Instruction for Candidates/Invigilators

Use Blue/Black ball pen only

1. Use Blue/Black Ball Point Pen only to write on Answer Sheet. Use of pencil is strictly prohibited.
2. Use English Numbers only to write on Side-2 of the answer sheet.
3. The candidates should check carefully that the Test Booklet Series and Test booklet Number printed on Side-2 of the ANSWER SHEET is the same as printed on Test Booklet. In case of discrepancy, the candidate should immediately report the matter to the invigilator for replacement of both the Test Booklet and the Answer Sheet.
4. No changes in the answer once written is allowed.
5. Write your answer only in English numbers (i.e., 1, 2, 3, 4) in the box against the number corresponding to the question. For example, if your answer for question number 37 is 3, write as :

37

3

6. Do not use white/correction fluid on Answer Sheet.
7. Overwriting, cutting and erasing on the Answer Sheet is not allowed. Do not make any stray mark on the Answer Sheet.
8. Rough work must not be done on the Answer Sheet. Use page number 16 of the Test Booklet for rough work.