

DIRECTOR OF SCHOOL EDUCATION
ANDHRA PRADESH
HYDERABAD

RIGHT TO INFORMATION ACT, 2005

Up dated in December 2010.

RIGHT TO INFORMATION ACT, 2005

INFORMATION UNDER RULE 4 (1)(a) OF THE RIGHT TO INFORMATION ACT, 2005.

All the available information has been kept in the internet which is accessible under www.aponline.gov.in.

The Additional Director of School Education (Cordination) is designated as P.I.O. and the Assistant Director (P&C) as A.P.I.O. and the Commissioner and Director of School Education is Appellate authority in the O/o Commissioner and Director of School Education under RTI Act

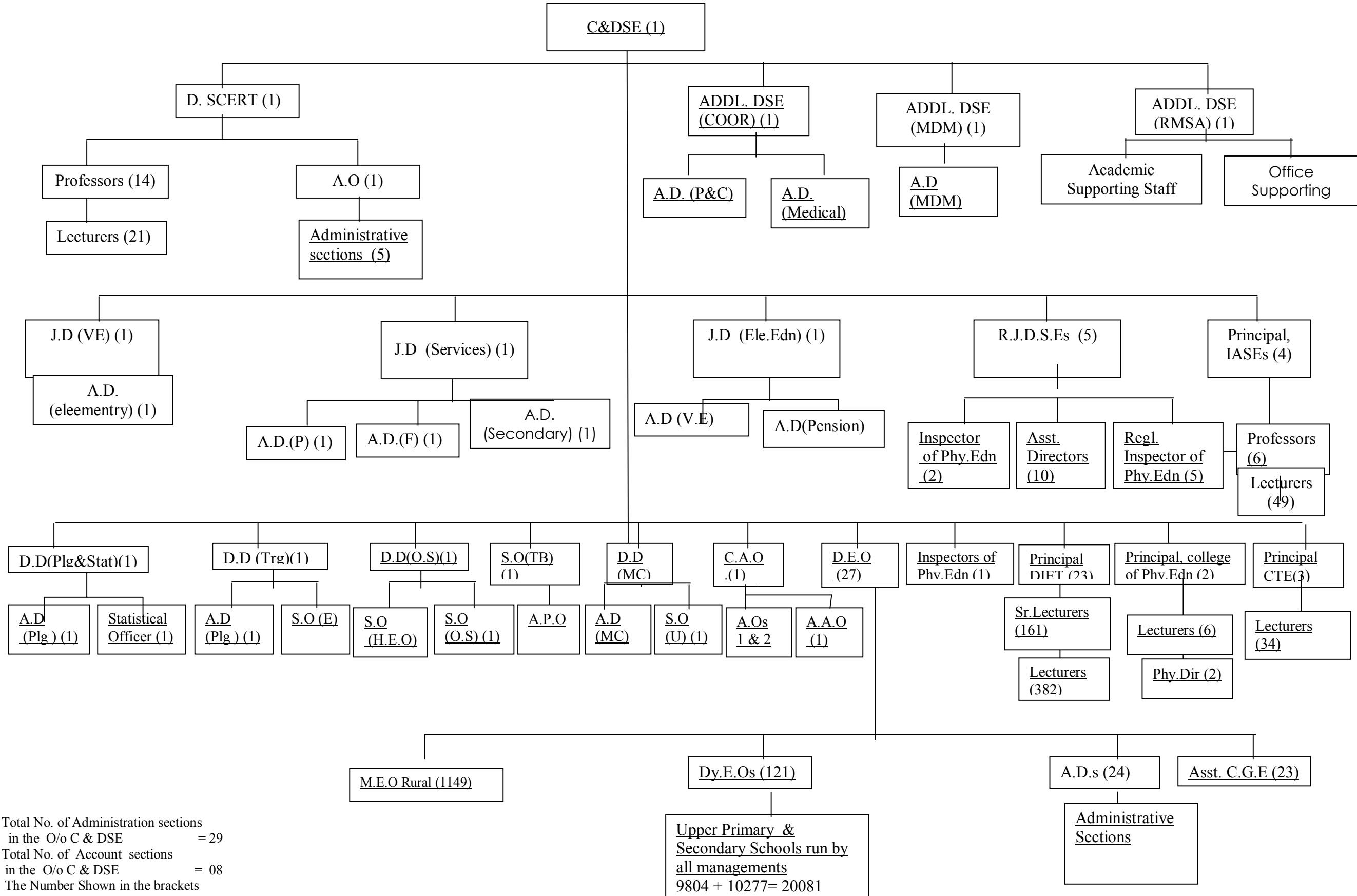
INFORMATION UNDER RULE 4 (1)(b) OF RIGHT TO INFORMATION ACT, 2005

Commissioner/Director of School Education is the Head of the Department of School Education. The annual budget of the department is about Rs.14,000 crores. The number of Government employees working in the department are about 2.5 lakhs and are 1/5th of the total Government employees in the State. The department is concerned with primary, secondary and teacher education in Andhra Pradesh.

Objectives:

- To provide access to school education to all the children in the age group of 5 – 15 years.
- To enroll all school age children in the schools.
- To retain all the children in the schools.
- To ensure quality in education.
- To develop life-skills among children.
- To provide Mid-Day meal to children in primary upper primary and High schools and High schools under Government, Local Bodies and Aided managements.
- To provide free text books to all the children of class I to V studying in the schools under Government, Local Bodies and Aided Managements.
- To provide free text books to all the children of Classes VI to X belonging to BC, SC and ST studying in the school under Government, Local Bodies and Aided Managements.
- To provide in-service training to the teachers to ensure quality for updating their knowledge and improving their competencies and ensure quality in teaching.
- To strengthen and maintain standards of Pre-service Teacher Education Programmes to produce quality teachers
- To ensure community participation in strengthening school system.

ORGONOGRAM OF SCHOOL EDUCATION DEPARTMENT



1. Total No. of Administration sections in the O/o C & DSE = 29
2. Total No. of Account sections in the O/o C & DSE = 08
3. The Number Shown in the brackets indicates the No. of posts/ schools

Functions of officers

2.Additional Director of School Education (Co-ordination)

The post of the Officer on Special Duty (Examinations, Reforms and Rules) Category 1 (a) of class 1 of APES) which was sanctioned in Go.Rt.No.557, Education dt.6-5-87 has been converted as Additional Director of School Education (Co-ordination) in Go.Ms.No.115, Education (Ser.I (2) Department dt.14.9.2001. The Additional Director (Co-ord) is also the Public Information Officer under Right to Information Act 2005. The other duties are

1. Approval / Sanction of Medical Reimbursement to teachers as recommended by Director of Medical Education.
2. Conducting enquires on allegations against subordinates as entrusted by Director Coordinating administrative reforms in Education Department.
3. Reviewing of Court cases attending routine meetings on behalf of Director of School Education.
4. Inspection of RJDSEs/IASEs/DEO Offices etc. (However the powers to his the Office of the District Educational Officers in the State by the Additional Director of School Education have been delegated to RJDSEs in C & DSE's Proc.No.77/E3/2002, dt.5.3.2002
5. Conducting enquires on allegations against subordinates as entrusted by Director Granting sanction for up gradation of Schools in Government Sector (MPP, ZP, any other matter which will be entrusted by Director.
6. Teachers problems /Grievances including convening of meeting with teachers Associations.
7. The issues concerning Andhra Pradesh Educational Rules/Education Act, change of syllabus
8. The matters relating to X Class Examinations.
9. Preparing School academic calendar.
10. Recognition of teachers associations and meeting

3.Additional Director of School Education (Mid day Meals)

Monitoring and Implementation of Mid day Meals Scheme

4. Joint Director of School Education (Services) (Category 1 of class 1 of Andhra Pradesh Educational Services)

The post of Deputy Director (Services) which was in existence prior to 2.9.1970 was upgraded to that of joint Director vide Go.Ms.No.1698, Education dated 02.09.1970. The following functions are performed by the Joint Director (Services).

1. Service matters of Gazetted Officers, Headmaster equivalent cadres and Service matters of Teachers (School Assistants and equivalent cadres and SGTs and its equivalent Cadres) including their transfers/ promotion rationalization etc. related to Government/ Z.P/MPP schools
2. Service Matters of A.P. Ministerial Staff/APGSS/APLGS
3. Office Maintenance, Maintenance of Vehicles, Loans and rents.
4. Sanctioning authority for General Provident Fund loans, Final withdrawals up to the level of Assistant Director/Special Officers working in the Office of the Commissioner and Director of School Education.
5. Sanctions leave to class III Officers i.e Assistant Directors/Special Officers of the office of the Commissioner and Director of School Education and the Administrative Officer in the State Council for Educational Research and Training, Andhra Pradesh, Hyderabad.
6. T.A. Bills of RJDSEs/DEOs and other Officers.

7. Sanction of E.L., G.P.F. to all subordinate Officers, Surrender leave
8. Payment of all bills to other Government Offices etc.
9. Payment of Rent to Government buildings and renewals.
10. Pay fixations to subordinate Officers.
11. Service matters relating to Junior Assistants and Senior Assistants as submitted by Joint Director (Ser.)
12. Forwarding and communication of Government orders to subordinate Offices.
13. Office Administration and Co-ordination in the Directorate among joint Directors/ Deputy Directors.
14. Sanction of leaves etc. to Directorate Staff:

Service matters of Teachers (School Assistants and equivalent cadres and SGTs and its equivalent Cadres) including their transfers/promotion – rationalization etc. Related to Government/ Z.P/MPP schools.
15. Vigilance Officer in the Directorate.
16. All matters relating to Hindi Academy, Urdu Academy etc.,

5. Joint Director of School Education (Elementary Education): (Category I of class 1 of Andhra Pradesh Educational Services)

The post was sanctioned in Go.Ms.No.32, Education, dt.18.01.1985. He assists the Commissioner and Director of School Education in matter relating to:

1. Teachers Recruitment.
2. Vocational Education.
3. Computer Education in schools

6. Joint Director of School Education: (Vocational Education) Category 1 of Class -1 of Andhra Pradesh Educational Services)

In Go.Rt.No.424, Education, dated 11.10.1988 the post of Additional Director of School Education was abolished and a new post of joint Director of School Education was created. He assists the Commissioner and Director of School Education in the following matters relating to primary and upper primary Schools.

1. Matters relating to Primary /Upper Primary/High Schools regarding Approval of Correspondent ship /permissions/up gradations/recognitions
2. Construction and maintenance of School buildings/providing of furniture and Infrastructure and infrastructure on TLM/SSA, OBB, Child labour, 10th,11th Finance Commission-Other schemes of Ele. and Secondary etc.
3. Granting sanction for up gradation of Schools in Government Sector (MPP, ZP Any other matter entrusted by Director of School Education.

7. Deputy Director (Training): (Category 1 of class II of Andhra Pradesh Educational Services)

The Deputy Director Training Assists the Commissioner and Director of School Education in matters relating to:

1. The administrative matters pertaining to pre-service and in- service training of Teachers of District Institute of Education and Training, Colleges of Teacher Education, Institute of Advanced Studies in Education and Colleges of Physical Education.
2. The administrative matters pertaining to pandits training courses in the State.

3. All other matters relating to the training courses.

8. Deputy Director (Planning): (Category 1 of Class II of Andhra Pradesh Educational Services.)

The Deputy Director (Planning) assists the Commissioner and Director of School Education in matter relating to:

1. Preparation of note on Demand Budget.
2. Preparation of performance Budget for submission in the legislative Assembly.
3. Preparation of Budget estimates, Revised estimates on plan schemes.
4. Submission of monthly expenditure report.
5. Review of monthly expenditure with Gazetted Administrative Officers.
6. Periodical/Mid-term/Final appraisal of Plan schemes to State Government and Government of India.
7. Takes steps for printing and distribution of statistical forms.
8. Collection of data from the Districts.
9. Preparation of records and registers on Schools, enrolment and Teachers and sanctioned posts in Schools and persons in position management wise. Urban data, medium wise data, Special Schools information and Reformatory Schools.
10. Collection of data on teacher education
 - i) District Institute of Education and Training.
 - ii) Colleges of Teacher Education/Institutes of Advanced studies in Education.
 - iii) Colleges of Physical Education.
 - iv) Pandit Training Courses.
11. Publication of selected Educational Statistics State-wise and District-wise, State Administration Report and Public Instruction Report.
12. Compilation of reports to be sent to Government of India, State Government and other departments on:
 - i) Educational Statistics-1 Numerical Data (General)
 - ii) Educational Statistics-II Financial Data
 - iii) Educational Statistics-III Examination Results.
 - iv) Educational Statistics-IV Numerical Data (Scheduled Caste/Scheduled Tribe)
13. Compilation of reports to be sent to Bureau of Economics and Statistics.
 - i) Hand Book Tables (14 series)
 - ii) Statistical abstract tables (19 series)
14. Also assists the Commissioner and Director of School Education in all matters pertaining to planning and Statistics of School Education Department.

9. Deputy Director (Oriental Studies) : (category 6 of Class of Andhra Pradesh Educational services)

The post was sanctioned in GORT No 3023, Education, dated 23-12-1966 . He inspects and visits the oriental schools, Hindi Vidyalayas, Hindi Patasalas, Special schools, Pandits Training colleges, and Sanskrit patasalas and furnishes his reports to Commissioner and Director of School Education . He also assists the Commissioner and Director of School Education in matters relating to:

1. Organization of state functions such as Independence Day, Republic Day, Children's Day and Andhra Pradesh formation Day.
2. Implementation of schemes of 'PRATIBHA' Scholarships and the schemes of to V Scholarships.

3. Implementation of the scheme of National scholarship for Talented children from Rural Areas under Central Sponsored Scheme.
4. Issue of clarification in the service matters of teachers working in the oriental Schools and Hindi Vidyalayas.
5. Release of grants to the teachers working in Hindi Vidyalayas in the state.
6. Release of grants to the teachers working in the Special schools in the state.
7. Conduct of state functions which relates to school education.

10. Deputy Director (Minority Cell) (Category 1 of Class II of Andhra Pradesh Educational Services)

The post was sanctioned in G.O. Ms.No 10 Education (SS) Department, dated 10-01-1991 .He assists the Commissioner and Director of School Education in

1. Implementing the Centrally Sponsored scheme 'Area Intensive programme for Educationally Backward minorities' for construction of school buildings, Additional class rooms and toilets.
2. Implementing the centrally sponsored scheme 'Financial Assistance for appointment of urdu teachers.
3. Submitting proposals to state Government for issuance of Religious Minority status certificate to Educational Institutions in the state and to issue of Linguistic Minority status certificate to Linguistic Minority Education Institutions.
4. The selections of teachers for state Awards.
5. Submitting proposals for continuation of 20 secondary Grade teachers' posts and the Minority cell.
6. Submitting proposals to the Government of India for selection of Teachers for National Awards.
7. Solving service problems of Linguistic Minority teachers.

11. Special Officer (Text Books) (Category 7 of Class II of Andhra Pradesh Educational Services)

The post was sanctioned in the cadre of Deputy Director in G.O. RT.No 1076, Education, dated 09-09-1975. He assists the Commissioner and Director of School Education in

1. The matters relating to Nationalized Text Books of the state (Printing , Publication and Distribution).
2. The selection of writers, supervisors, and members of the scrutiny committee for Various subjects.
3. Sending proposals to Government in connection with the remuneration to writers , Editors, Artist and Reviewers.
4. All other matters relating to the nationalized text books in the state.
5. Co-ordination into SCERT regarding population of textbooks/ curriculum.

12. Assistant Director (Elementary Education) (Category 10 of class III of Andhra Pradesh Educational Services)

The post was sanctioned in G.O. Rt.No 746, Education dated 18-07-1977. He is the first level officer. He assists the Joint Director of school Education (VE) concerned. He supervises the sections that are under his/ her control.

13. Assistant Director (finance) (Category 10 of class III of Andhra Pradesh Educational Services)

He is the first level officer. He assists the Joint Director of school Education concerned. He supervises the sections that are under his/ her control.

14. Assistant Director (Minority cell) (Category 10 of class III of Andhra Pradesh Educational Services)

The post was sanctioned in G.o. Ms.No 10,Education (SS) Department dated 10-01-1991 He is the first level officer. He assists the Deputy Director / Joint Director of school Education concerned. He supervises the sections that are under his/ her control.

15. Assistant Director (Personal) (Category 10 of class III of Andhra Pradesh Educational Services)

He is the first level officer. He assists the Joint Director of school Education concerned. He supervises the sections that are under his/ her control.

16. Assistant Director (Secondary) (Category 10 of class III of Andhra Pradesh Educational Services)

He is the first level officer. He assists the Joint Director of school Education concerned. He supervises the sections that are under his/ her control.

17. Assistant Director (Vocational Education) (Category 10 of class III of Andhra Pradesh Educational Services)

He is the first level officer. He assists the Joint Director of school Education concerned. He supervises the sections that are under his/ her control.

17. Assistant Director (P&C) (Category 10 of class III of Andhra Pradesh Educational Services)

The post was sanctioned in Go.Rt.No 292, Education, dated 27-11-1987 and now designated as Assistant Director (P&C) and assist to Additional Director of School Education (Co-ordination)

18. Assistant Director (vigilance) (Category 10 of class III of Andhra Pradesh Educational Services)

The post was sanctioned in Go.Rt.No 292, Education, dated 27-11-1987.now designated as Assistant Director Medical Bills and Assist the Additional Director of School Education (Co-ordination).

19. Assistant Director (planning) (Category 10 of class III of Andhra Pradesh Educational Services)

He is the first level officer. He assists the Deputy Director concerned. He supervises the sections that are under his/ her control

20. Assistant Director (National Fitness crops) (Category 7 of class III of Andhra Pradesh Educational Services)

He is the first level officer. He assists the Deputy Director concerned . He supervises the sections that are under his/ her control.

21. Special officer (Hindi) (Category 7 of class III of Andhra Pradesh Educational Services)

He is the first level officer. He is inspecting officer and performs the following functions as per DSE's Proc Rc.No Spl ./ S-2 /89 , Dt 17-06-1989.

1. To co-ordinate and promote the use Hindi Language in the state.
2. i) To assist the District Educational Officer /Deputy Educational officer in the conduct of inspection of Hindi Medium schools in the Hyderabad Dist.
ii) to inspect Hindi Vidyalayas , Pracharak and Shikshak vidyalayas and premi Mandalis which are enjoying recognition and aid from the state Government.

iii) Inspects schools offering Hindi as 2nd language and studies the position of Hindi at secondary schools and guides the teachers on modern methods of teaching.

22. Special officer (oriental schools) (Category 8 of class III of Andhra Pradesh Educational Services)

He is the first level officer. He is an inspecting officer and performs the following functions as per DSE's Proc Rc.No Spl ./ S-2 /89 , Dt 17-06-1989

Academic Functions:

1. Conducts annual inspections of oriental primary, upper primary and secondary schools and furnishes the Tabular inspection Reports to the Deputy Director (oriental Studies). He should give at least one demonstration lesson in Sanskrit and one demonstration lesson in non-language subjects followed by a discussion with the teachers. A brief resume of these discussions should be appended to the Tabular Inspection report. He should inspect at least one Sanskrit teaching of every class in the school, in each of the 3 levels i.e. primary , upper primary and secondary , and at least one of the other languages and one of the non-languages subjects along with the points of discussions he had on them during the meeting with the teachers.
2. Making follow-up visits to the oriental schools especially those, which are Grouped as B and C categories in the previous public and common examinations.
3. Making surprise visits to the oriental schools.
4. Supervising and guiding the organization of Sanskrit clubs in the schools and programmes of supervised study and remedial teaching with special reference to Sanskrit or other classical language taught.
5. Providing guidance in preparation and implementation of institutional plans and instructional plans.
6. Encouraging teachers to undertake Action Research.
7. Organizing conference, seminars, workshops etc. of Sanskrit teachers with a view to improve their professional competency.
8. Giving demonstration lessons and organizing demonstration lessons by competent Sanskrit teachers and scholars with special stress on teaching through modern techniques.
9. Adopting at least one oriental school, upper primary school and primary schools each year and striving for their academic, administrative and physical improvement programme.
10. Trying out innovations in Sanskrit teaching in selected schools.
11. Scrutinizing the evaluation, tools and procedures adopted with reference to Sanskrit, and other subjects taught in oriental schools and assessing their quality.
12. Assessing the schools on the basis of their performance in curricular co-curricular and extra curricular activities and bestowing more attention on the schools below the minimum level.
13. Helping in the organization of book-banks in oriental schools.
14. Improving the quality of oriental schools.

ANCILLARY FUNCTIONS.

1. Planning programmes of annual inspections and obtaining the approval of the Director of School Education before the beginning of an academic year.
2. Issuing instructions and ensuring that all the oriental schools draw institutional plans before the commencement of the academic year.
3. Taking follow-up action on the implementation of suggestions made in the Tabular Inspection Reports and also suggestions incorporated in the reviews of the Deputy Director (Oriental studies)
4. Providing guidance in the functioning of parent Teacher Associations at the school and also taking up school improvement programmes of Oriental schools by enlisting the co-operation of the local public and local leadership. .

5. Co-ordination with District Functionaries viz, District Educational Officer Deputy Educational officer, Deputy Inspector of schools and the Mandal Educational officer and apprising them of the functioning of the Oriental schools in their respective Jurisdictions and follow –up action to the initiated by them or their improvement.
6. Scrutinizing applications for Recognition and Grant – in-aid in respect of Oriental schools and for Adhoc grants.
7. Maintaining essential educational statistics with reference to Oriental schools and also teaching of Sanskrit's in secondary schools.
8. Visits, inspections and guidance to the teacher of the teachers of Sanskrit n secondary and upper primary schools where this language is taught under composite course.
9. Conduct of enquires on academic matters.
10. Supervise the implementation of the incentive programme like scholarships etc. in the Oriental schools.
11. Prompt and imaginative action in reducing wastage in Oriental schools.
12. Sponsoring proposals for opening new Oriental schools through the field functionaries of the education Department.
13. Scrutiny of the monthly returns of Oriental primary and upper primary schools and furnish them to the Deputy Director (oriental Studies) for further action.
14. Submitting monthly tour diaries to the Director of School Education through the Deputy Director (Oriental studies)

23. Special officer (English) (Category 7 of class III of Andhra Pradesh Educational Services

He is the first level officer. He is an inspecting officer and performs the following functions as per DSE's Proc Rc.No Spl ./ S-2 /89 , Dt 17-06-1989

1. Attends to the correspondence pertaining to the English Language teaching campaign centres, Regional Institute of English (Bangalore) and central Institute of English and foreign language, Hyderabad.
2. Organizes Orientation courses, short courses for teachers of English at District Level.
3. Selects Teachers through interviews for deputation to the courses conducted at the Regional Institute of English, Bangalore.
4. Visits periodically the English Language Teaching campaign centers functioning in the Districts, inspects the work of the staff tutors working at the centers, guide them in giving demonstration lessons, teaching practice lessons, visits schools where ex-trainees of the centers are working in order to ascertain whether they have been following the structural methodology taught to them at the centers.
5. Suggests suitable text books, readers, as well as supplementary readers for use in English Medium schools in the state in consultation with the central institute of English and Foreign Languages, Hyderabad and
6. Acts as LIAISON OFFICER between the Education Department and the Regional Institute of English, Bangalore in all matters pertaining to the implementation of teaching of English in the state.

24. Special officer (URDU) (Category 7 of class III of Andhra Pradesh Educational Services

The post was sanctioned in Go.Rt .No 935, Education, dt 30-12-1980. He is the first level officer. He is an inspecting officer and performs the following functions as per DSE's Proc Rc.No Spl ./ S-2 /89 , Dt 17-06-1989

Academic:

1. Conducts annual Inspections of primary , upper primary and secondary schools of urdu medium and furnishes the tabular inspections reports to the Additional Director of School Education /Director of School Education.
2. Makes follow-up visits to the urdu medium schools especially those which are grouped as B and C categories in the previous public and common examinations

3. Makes surprise visits to the schools with urdu medium classes.
 - a. Supervises and guides the organization of urdu clubs in the schools and programmss of supervised study and remedial teaching with special reference s to urdu.
 - b. Provides guidance in preparation and implementation of Institutional plans.
 - c. Encourages teachers to undertake Action Research programme.
 - d. Organize conference, seminars workshops etc.of urdu teachers with a view to improve their professional competency.
 - e. Gives demonstration lessons and organizes demonstration lessons by competent urdu teachers and scholars with special stress on teaching through Modern techniques.
 - f. Adopting at least one High school, one upper primary school and primary school of Urdu medium each year and striving for their academic, administrative and physical improvement programmes.
 - g. Scrutinizes the evaluation tools and procedures adopted with reference to Urdu and other subject taught in Urdu and assesses their quality.
 - h. Assesses the schools on the basics of their performance in curricular, co-curricular and extra –curricular activities and bestowing more attention onthese schools below the minimum level.
 - i. Helps in the organizing book banks in Urdu schools.
 - j. Helps in improving the quality of Urdu schools.

Ancillary functions:

1. Planning programmes of Annual inspections and obtaining the approval of the Director of School Education before the beginning of an academic year.
2. Providing guidance in the functioning of Parent teachers association at the school and also taking up school improvement programmes of urdu schools by enlisting the co-operation of the local public and local leadership.
3. Coordination with District Education functionaries viz, District Educational Officer, Deputy Educational Officer, Deputy Inspector of school and Mandal Educational officer and apprising them of the functioning of the urdu schools in their respective jurisdictions and follow-up action to be initiated by them for their improvement.
4. Maintaining essential educational statistics with reference to urdu schools i.e. staff and students etc.
5. Visits, Inspections and guidance to the teachers of Urdu in secondary schools and upper primary schools where this language is taught as 1st Language.
6. Conduct of enquires on academic matters.
7. Prompt and imaginative action in reducing wastage in Urdu schools.
8. Sponsoring proposals for opening new urdu schools through the field Functionaries of the Education Department.
9. Submitting monthly tour diaries to the Director of School Education through Deputy Director (Minority Cell)
10. Inspections and guidance of Urdu Medium teacher training institutes in the state.
11. To co-ordiante and promte the clause of Urdu in the state
- 12.** Any work connected with the promotion and propogation of urdu in the state

25. Assistant Special officer (pensions) (category 12 of Class III of Andhra Pradesh Educational services)

The post was sanctioned in G.O.Rt.No 887, Education, d 25-08-1977. He is the first level officer. He assists the joint Director of School Education in the matters pertaining to the pensions .He supervises the sections that are under his/her control.

26.Stastical Officer (Category 6 of Class III of Andhra Pradesh Educational Services)

He is the first level Officer. He assists the Deputy Director (Planning). He supervises the Sections that are under his/her control

The details regarding the 1st ,2nd 3rd level officers and administration sections

STATEMENT SHOWING THE FIRST LEVEL SECOND LEVEL THIRD LEVEL AND FOURTH LEVEL OFFICERS.

S. No.	First Level	2 nd Level	3 rd Level	4 th Level	Sections
1)	A.D. (P&C),	Sri.B.Sudhakar Addl. D.S.E. (Co-Ordination)		C & D.S.E.	E 1, I C, RTI Act and
2)	A.D. (Medical)			C & D.S.E.	MB-I & MB-II
3)	A.D. (MDM)	Sri Ch. Pullaiah Addl. D.S.E. (MDM)		C & D.S.E.	Mid Day Meal Section
4)	A.D (P)	Sri A.Satyanarayana Reddy Joint Director (Services),		C & D.S.E.	C 1, C 2, F 1, F 2, Vig. Cell, Inward & Outward Section.
5)	A.D (SEC.)				D 1,D 2, D 3 & C 3
6)	A.D. (Elementary Education)	Sri V.S. Bhargava Joint Director (EE)	Addl. Director (C)	C & D.S.E.	B 1, B 2, B 4 & School Audit School Games federation section, TWF
7)	A.D. (VE) A.D (F) / R.C	Smt.. B. Mallamma Joint Director (Voc. Edn), Incharge &		C & D.S.E.	VE Section, Computer Education, SUCCESS Programme, R.C.
8)	A.D. (Pensions)				R 1, R 2
9)	A.D. (MC)	Smt. P. Nirmala Devi Deputy Director (OS)		C & D.S.E.	H, M C
10)	A.D. (N.F.C)	Smt. Y. Jayaprada Deputy Director (Training)	Addl. Director (RMSA)	C & D.S.E.	N1 & N2

11)	A.D.(Plg & Stat)	Sri A. Raghavender Deputy Director (Plg)	C & D.S.E.	Planning
12)	S.O. (URDU)	Deputy Director (MC Incharge)	C & D.S.E.	U.C
13)	S.O.T.B.			T
14)	Statistical Officer	Sri A. Raghavender Deputy Director (Plg)	C & D.S.E	L. Section (Statistics)
15)	S.O. (OS)	Victoria Devakumari D.D.(OS)	C & D.S.E.	S
16)	A.O. A.A.O.	and Sri Venkata Ratnam Chief Accounts Officer	C & D.S.E.	Accounts Branch.

**ACCOUNTS BRANCH
STAFFING PATTERN:-**

Sl. No.	Designation	No. of Posts	Whether working/Vacant
1.	Chief Accounts Officer	1	Working
2.	Accounts officers	2	Working
3.	Assistant Accounts Officer	1	Working
4.	Junior Accounts Officer	8	Working
5.	Senior Accountants	25	12 are Working and 13 Posts are vacant.
6.	Junior Accountants	5	4 are Working and 1 is vacant.
7.	Typists	5	All the Five posts are vacant.
8.	Record Assistant	1	Vacant
9.	Shroff	1	Vacant
10.	Office Subordinates	5	Working.

DUTIES AND RESPONSIBILITIES OF THE ACCOUNTS STAFF:

(1) CHIEF ACCOUNTS OFFICER:

The Chief Accounts Officer is the controlling officer and financial advisor of Director of School Education.

(2) ACCOUNTS OFFICER (A):

The Accounts Officer (A) is looking after Internal Audits, A.G.Audits etc.

(3) ACCOUNTS OFFICER (B):

The Accounts Officer (B) is monitoring the Budget Releases under NON-PLAN and PLAN.

(4) ASSISTANT ACCOUNTS OFFICER:

The Assistant Accounts Officer is the Drawing and Disbursing Officer and drawing of Pay and allowances, Contingent Bills, Grant-in-Aid Bills, Miscellaneous Bills of GPF, HBA, Marriage, FA, EDN Advance, FBF, GIS, etc.

(5) (i) JUNIOR ACCOUNTS OFFICER: 1 (A-I Section)

Preparation of Salary bills including all Loans and Advances and Reconciliation with P.A.O. and I.T. Returns.

(ii) JUNIOR ACCOUNTS OFFICER: 2 (A-II Section)

(A) Maintenance of all Cash records/registers including Non-Government remittances. Preparation of all Contingent Bills, Preparation of GIA Bills including AC/DC Bills, TA and LTC Bills and Advances of all the Officers and staff of this Directorate including processing of Counter Signature of TA and LTC Bills of all RJDSEs etc.

(B) Monitoring the position of all pending AC/DC Bills position in respect of Subordinate offices of this Department.

(iii) JUNIOR ACCOUNTS OFFICER: 3 (A-III Section)

Supervision of the Section and processing Budget Releases of Plan Budget as per the Proceedings issued by the Monitoring Officers and P.A.C.

(iv) JUNIOR ACCOUNTS OFFICER: 4 (A-IV Section)

Supervision of the Section and processing Budget Releases under Non-Plan under 01-Primary Education, 80—General and Others as per the Proceedings issued by the Monitoring Officers.

(v) JUNIOR ACCOUNTS OFFICER: 5 (A-V Section)

Supervision of the Section and processing Budget Releases under Non-Plan under Secondary Education schemes and others as per the Proceedings issued by the Monitoring Officers.

(VI) JUNIOR ACCOUNTS OFFICER: 6 (A-VI Section)

Supervision of the Section and attending to (i) Audit Reports pertaining to Departmental inspection and conducting of District Inspections, (ii) Clearance of T.B. Scales and Cases.

(VII) JUNIOR ACCOUNTS OFFICER: 7 (A-VII Section)

Supervision of the Section and attending to Audit reports of A.G. and Headquarters office.

(VIII) JUNIOR ACCOUNTS OFFICER: 8 (A-VIII Section)

Supervision of the Section work including Establishment matters of Accounts Branch, attending to the remarks on Referred files of DSE office, Corresponding with D.T.A. on Establishment of Accounts Branch etc.

FUNCTIONS OF THE ACCOUNTS BRANCH, OFFICE OF THE DIRECTOR OF SCHOOL EDUCATION, ANDHRA PRADESH, HYDERABAD.

The Accounts Branch is functioning under the control of Chief Accounts Officer with the assistance of Two Accounts Officers, One Assistant Accounts Officer and Eight Junior Accounts Officers.

The Accounts Officer & Drawing and Disbursing Officer who is assisted by two Junior Accounts Officers are attending to the works relating to Pay Bills and other scheme amounts of Gazetted, Non-Gazetted, Supplementary Bills, Contingent Bills like Telephone, Water, Electricity, Maintenance Bills of Computers, Xerox Machines, purchase, repairs etc., T.A./T.T.A. Bills, I.T. returns, processing of Loans and Advances Bills, Festival Advance, Education Advance, N.G.O's Fee reimbursement, and Misc. Bills. Presenting of all bills to P.A.O., A.P., Hyderabad and after receipt of the cheques for the bills presented will be disbursed to the concerned.

The sections also attend to the Reconciliation of departmental figures those booked in P.A.O's office. The section also deals to obtain vouchers to the A.C. Bills drawn by the Unit Officers and clearance of D.C. Bills.

The Budget relating to the Plan and Non Plan Budget is being dealt with the assistance of the 3 Junior Accounts Officers regarding requirement of the Budget RE/BEs, Number Statements from the DEOs/Unit Officers concerned. After receipt of the same the RE/BE are prepared and sent to Government for inclusion of the BE provision under Plan/Non-Plan schemes of the entire state.

The Additional funds/Reappropriations are obtained from the Government for the short falls of the BE provision under Plan and Non Plan schemes.

The Sanctions/Releases from Plan and Non Plan Budget are being released to the concerned duly obtaining the authorizations from Director of Treasuries and Accounts, A.P., Hyderabad. The sections also deal with the expenditure particulars

received from the Unit Officers and reconcile the figures with those booked in the A.G's Office.

The two sections headed by two Junior Accounts Officers are directly under control of Chief Accounts Officer are dealing with the conducting the Internal Audit on the accounts of D.E.Os Offices, D.I.E.Ts, I.A.S.Es, Bharath Scouts and Guides, Hyderabad, G.C.P.Es, R.J.D. offices, and other Institutions wherever ordered by the Director of School Education, Hyderabad

Preparing Audit Paras/Reports sending the same to the concerned for obtaining final replies and clearance of the same.

The concerned Units Officers working under the purview of the Director of School Education are being reminded regularly to submit their final replies to the Audit objections raised by the Accountant General in their Audit Paras/Reports. The reviewed replies submitted by the Units officers concerned will be in turn submitted to the Accountant General for dropping of the Audit Paras/Reports.

The other Sections dealing with the referred files sent by the concerned for Chief Accounts Officer's remarks/suggestions regarding Service matters of Teaching/Non-Teaching Staff working under the control of Director of School Education i.e., Awarding of Special Grade Post Scales, Special Promotion Post Scales/Special Adhoc Promotion post scales/Selection Grade post scales, Senior Scales, Selection Grade Scales of U.G.C., Retirement benefits namely Group Insurance, F.B.F., Encashment of Earned Leave and also GPF/Pension files including corresponding with the Director of Treasuries and Accounts pertaining to Establishment Matters of Accounts Branch Employees like sending the employees for Induction Training Programs conducted by the Dr. MCR HRDI of A.P., Hyderabad, I.O.A., etc., Leave Sanctions, Preparing of material for the meetings conducted at the Director of Treasuries and Accounts, A.P., Hyderabad, and Principal Secretary to Government in A.P. Secretariat. Preparation of material for Promotion panels, Submission of information regarding Roaster points and establishment matters.

Procedure followed in the decision making process, including channels of supervision and accountability and the norms set by it for the discharging of its functions and the first level, second level, third level officers concerned to each section in the following table.

Sl.No.	First Level	2 nd Level	3 rd Level	Sections
1	Junior Accounts Officer	Assistant Accounts Officer	Chief Accounts Officer	AI&AII
2	Junior Accounts Officer	Accounts Officer	Chief Accounts Officer	AIII,AIV,AV, AVI&AVII
3	Junior Accounts Officer	Chief Accounts Officer	-	AVIII

LIST OF ASSISTANT DIRECTORS O/o. C & D.S.E. HYDERABAD.

S. No.	Name of the officer	Designation	Sections
1	Sri K.Gowri Shankar	Assistant Director (P&C)	E 1, & I C
2	Sri. S.V.N. Krishna	Assistant Director (SEC)	D 1, D 2, D 3, C 3
3	Sri. K. Rajeshwar Sharma	Assistant Director (MDM)	MDM Cell
4	Smt. B. Jaya Mahalaxmi	Assistant Director (VE)	VE, Computer Education

5	Sri. G. Sreerama Murthy	Assistant Director (MC)	M C, & H Section
6	Smt. P. Nirmala	Assistant Director (Medical)	M.B.-I & M.B.-II
7	Sri. Mohd. Nazeemuddin	Assistant Director (EE)	B1, B2 & B 4
8	Sri.D. Gangadhara Raju	Assistant Director (P) & FAC to the post of A.D. F/ RC	C1,C 2, Recruitment Cell, F 1, F 2, Vig. Cell
9	Sri P. Mohan Krishnaiah	Assistant Director (Plg)	Planning
10.	Sri Radha Kishan	Statistical Officer	L Section
10	Smt. N. Satya Sudha	Assistant Director (Pen)	R 1, R 2
11	Smt. Ghousia Begum	Special Officer (Urdu)	Urdu Cell
12	Sri. A.Veereshwarao	Assistant Director(NFC)	N1 & N2

**I. ADDITIONAL DIRECTOR (COORDINATION)
E1 , IC, MBI & MBII**

S NO.	SECTIONS	SUBJECTS
1	E1	<ol style="list-style-type: none"> 1. Change of syllabus of students from I.C.S.E / C.B.S.E to S.S.C. 2. Navodaya Vidyalayas. 3. Central schools. (Kendriya Vidyalayas. 4. Permission to conduct of Seminars etc., to the Teachers' Association and treat the period as on duty. 5. Condonation of shortage of attendance, to Xth class students. 6. Relaxation of Age for appearing 10th class public examination to the students. 7. All academic matters viz'- School Academic calendar, Holidays to Govt. Schools Steps for improvement of SSC results etc. 8. A.P Education Act./Rules. 9. Forwarding of Applications to Govt. for affiliation to CBSE/ I.S.C.E. & for Issue of No. Objection Certificates. 10. Forwarding of proposals to Govt. Relating to financial assistance to voluntary organizations in the State relating to G.O.I.Schemes. 11. Preparation of Departmental manuals. 12. Conference of Educational Officers. 13. Matters related to other conferences. 14. Holidays to Govt. Offices. 15. Equivalence of certificates 16. Reimbursement of special fee to the children studying in the cyclone /flood /drought affected Areas 17. Matters relating to with Hon'ble CM,/EM/CS to Govt. 18. Meetings with Service Association and other meetings at Secretariat
2	IC	<ol style="list-style-type: none"> 1. Citizen Charter. 2. Students Insurance Scheme. 3. Delegation of powers. 4. Staff Review Committee. 5. Vigilance and Policy Issues. 6. Upgradation of posts / District Administration. /

- Finalisation of Cadre Strength in the Dept.
7. Establishment of National Green Crops
8. Job Charts of various officers.
9. Review of tour diaries of subordinate officer.
10. Continuation of temporary posts.
11. Implementation of committee meeting.
12. Inspection and Visits of all RJDSEs and IASEs.
13. Approval of ATPs of RJDSEs.
16. Review of work done by RJDSEs and others.
17. Legal Cell matters
18. Right to Information Act.

- 3 MB-I & MB-II** Medical Reimbursement claims of entire State including retired persons of the Department.

**II. ADDITIONAL DIRECTOR (Mid Day Meals)
Mid Day Meal Section**

S NO.	SECTIONS	SUBJECTS
1	MDM Cell	Monitoring of Mid Day Meal Scheme in the State.

III. JOINT DIRECTOR (SERVICES)

**F1, F2, C1, C2, C3, RC, VIGILANCE CELL, D1,D2 ,
D3.& Design cell**

S NO.	SECTIONS	SUBJECTS
1	F1	Dealing with Non-Gazetted establishment matters – Service matters of Ministerial Staff and class-IV Employees i.e. from Superintendent Cadre to Attenders of this Office, O/o the Director, SCERT clarifications sought by the Muffizil Officers inclusive of Non-Gazetted Establishments service matters and other relevant service matters./ Administrative reforms/ monitoring of LAQS /LCQ/ SNQS etc.
2	F2	Office maintenance, allotment of vehicles to Officers and staff and purchase of Vehicles, sanction of House Buildings advances, including all loans and advances construction of Office buildings, purchase of stationary, distribution of stationary, correspondence with the Director, Printing Press, Chenchalguda. Supply of dress to attenders and drivers, purchase of computer, AMCs for ACs, Computers, FAX Machines etc.
3	Recruitment Cell	Recruitment of teaching staff in the entire state (SGBTs, SA, Language Pandits, PETs), and issues pertaining to issuing of notification/clarification in respect of recruitment of teachers/ guidelines.
4	C1	Service matters pertaining to Class-I and Class-II Officers (Service matters of Additional Directors of School Education in the State, R.J.D.S.E., Joint Directors, DEOs, Deputy Directors, Principals of IASEs, CTEs/DIETs/GCPEs/ Professors of SCERT/ IASE.
5	C2	Service matters of Assistant Directors/Deputy Educational Officers, Lecturers in CTEs/IASEs/ Senior Lecturer in DIETs, Lecturer in Physical Education and GCPEs, Hyderabad/ Gopannapalem (West Godavari), Lecturer in SCERT, all Special Officers of English, Hindi, Urdu, oriental studies.
6	C3	Service matters pertaining to Class-IV Officer i.e. Gazetted Head Master Gr.II, MEOs, Deputy Inspectors of Schools in the State. Transfers and counseling of teachers. Preparation of rules in respect of APSESS of APSES and court cases pertaining to Service rules. Bifurcation of Schools from Junior Colleges.
7	Design Cell	Construction of School buildings for High Schools in the State. Maintenance of Office building of DSE and Director, SCERT.,

8	Vigilance Cell	SUCCESS Programme and other schemes relating to constructions and providing infrastructural facilities to schools. Vigilance cases, ACB/Vigilances and Disciplinary proceedings relating to Gazetted and Non-Gazetted establishment including teaching establishment.
9	R 1 & R 2 Sections	Pension cases. And related subjects
10	Inward & Outward Section	1.Receipts of tappals and distribution. 2. Despatch of letters to subordinate offices etc.
11	D1	Service matters relating to SGTs, School Assts, Pandits, PETs, Physical Director-II, NOCs, Promotions and Transfers of teachers. <u>(Guntur, Krishna, Srikakulam, Vizianagaram, West Godavari, Visakapatnam, East Godavari, Prakasam, Warangal, Khammam, Karimnagar and Medak).</u>
12	D2	Service matters relating to SGTs, School Assts, Pandits, PETs, Physical Director-II, NOCs, Promotions and Transfers of teachers. <u>(Chittoor, Cuddapah, Kurnool, Nellore, Mahabubnagar, Ranga Reddy, Ananthapur, Hyderabad, Nizamabad, Adilabad and Nalgonda)and G.O.610.Matters.</u>
13	D3	Vocational Education ,service matters of SGT's/School Assistants & PET
14	Design Cell	All matters relating to construction of School Buildings, Kitchen sheds, Office building maintenance, and providing infrastructure facilities to schools in the state., SUCCESS Programme

IV. JOINT DIRECTOR (VOCATIONAL EDUCATION)

B1, B2, AND B4

S NO.	SECTIONS	SUBJECTS
1	B1	<p>Non-Service matters of Aided elementary School under:</p> <p>(i) Zone I – Srikakulam, Vizianagaram and Visakapatnam.</p> <p>(ii) Zone II – East Godavari, West Godavari and Krishna.</p> <p>(iii) Zone III – Guntur, Prakasam and Nellore.</p> <p>a) Admission of Un-aided Schools (Posts) into Grant-in-aid.</p> <p>b) Sanction of Maintenance Grant to Aided Schools.</p> <p>c) Shifting of surplus vacant aided posts and also posts with persons to needy schools under aided and local body managements.</p> <p>d) Allegations-/Disputes between management / Correspondent of Aided Schools.</p> <p>e) Court cases.</p> <p>f) Approval of Correspondent ship (Recently powers delegated to the District Collectors)</p> <p style="text-align: center;"><u>Plan Schemes:</u></p> <p>a) Supply of furniture to Govt./ZP High Schools.</p> <p>b) Providing equipments of laboratory and library to secondary schools.</p> <p>c) Sports for development (S4D) cell project supported by UNICEF” and school games .</p> <p>d) Bharat scouts and guides</p>
2	B2	<p>1. Non service matter relating to Secondary Schools of Khamamm, Karminagar, Medak, Nalgonda , Nizamabad,</p>

		Adillabad, Warangal
		2. Provision for Accommodation and Basic amenities in the Government schools in twin cities.
		3. Non service matter relating to Secondary Schools of East Godavari, West Godavari, Krishna
		4. Strengthening of Secondary Education
		5. Non service matter relating to Secondary Schools of Guntur, Nellore, Prakasam
		6. Food for Work
		7. Consolidated information A.G Paras, P&AC Report
		8. Operation Black Board Scheme Building and J.G.S.Y.
		9. Teaching Learning Material of Operation Black Board Scheme
3	B4	1. Non-service matters relating to primary & secondary schools of Kurnool, Mahaboobnagar , Cuddapah, Ananthapur, Chittoor Hyderabad and Rangareddy (i.e. up gradation of private/ZP/Govt sectors, Admission into Grant-in-Aid, Approval of Correspondent ship etc.)
		2. Educational Technology Programme
		3. Strengthening of A.V. Education
		4. School Education Committee elections.
		5. Non-plan scheme - Grant-in-Aid to APREIS/ APTWREIS
		6. X, XI Finance Commission
		7. A.P. Community Participation Act.
		8. Financial Assistance to School Committees (Vidya Volunteers)

V. JOINT DIRECTOR (Elementary Education)

VE, Audit wing, R1, & R2

1	VE	1.All matters pertaining to the Scheme of Vocational Education in the State.In addition to the above, the following subject matters entrusted to VE Section. 2. Vocational Education (Payment of Honorarium to PTVI's, Purchase of Raw Material, obtaining continuation from Govt. every year. 3.All service matters pertaining to the teachers under Non-Gazetted cadre working in Zilla Parishad, and Mandal Parishad, Private Aided and un- aided institutions . 4.5000 schools Computerization. 5.introducation of English Medium Classes in 6500 High schools in the State.
2	Audit Wing	Monitoring of Audit Cell of this office.
3		R1 Settlement of cases of Pensions, Medical reimbursement Proposals of Retired Government Gazetted Employees viz. Sr. Lecturers in DIETs , CTEs, IASE Gazetted, Non-Gazetted and last Grade Employees and O/o. D.S.E. and SCERT.
4	R2	Review of Pension Cases pertaining to all managements in the state. Sanction of Medical Reimbursement to the Retired Teachers pertaining to the Districts all managements in the state. Lok Adalat and Lok Ayukta cases pertaining to the Districts all managements in the state. Forwarding of Pension proposals to Accountant General, Andhra Pradesh, Hyderabad in respect of the staff working in Aided B.Ed. Colleges in the State.

DEPUTY DIRECTOR (TRAINING)

N1 AND N2

S NO.	SECTIONS	SUBJECTS
1	N1	<ol style="list-style-type: none">1. Dealing with all matters relating to Diploma in Education (D.Ed.), Pandit Training (Telugu, Hindi and Urdu) are Pre Primary Teacher Training Courses i.e.<ol style="list-style-type: none">i. Appointment of Convenor for DIET-CET and LP-CET and matters relating to admission rules for D.Ed. Pandit Training course and Pre Primary Teacher Training Courses.ii. Transfer of students from one DIET to another DIET in 2nd year.iii. All matters relating to syllabus, Academic calendar etc., of D.Ed. and Pandit Training Courses.iv. Providing training to untrained SC/ST/BC/PHC Teachers in the concerned training colleges.2. Continuation of DIETs and receipt of grant in aid from GOI under C.S.S.3. Construction of Hostel and DIET Buildings, opening of Parallel sections in DIETs in Minor Media.4. Matters relating to tuition fee and special fee in Govt. Colleges.5. Audit paras relating to DIETs.6. Issue of NOCs for establishment of New Pandit Training Colleges/TTIs (now there are no TTIs in the Private managements).<ol style="list-style-type: none">i. To issue notification specifying the number of colleges required.ii. Scrutiny and processing of applications received from Educational Societies.iii. Convening SLSC meetings for issue of NOCs.iv. Submission of proposals received from Pandit Training Colleges to Minority Welfare Department for issue of Minority Status Certificate.v. Matters relating to inspection of DIETs/Pandit Training Colleges.vi. Matters relating to establishment of English language Training Centers and English Training at RIE, Bangalore, CIEFL, Hyderabad etc.
2	N2	<ol style="list-style-type: none">1. Dealing with all matters relating to B.Ed/Physical Education Training, Colleges including<ol style="list-style-type: none">i) Admission into B.Ed/B.P.Ed coursesii) Deputation of Untrained teachers to B.Ed/B.P.Ed Trainingiii) Deputation of In-service non teaching staff to B.Ediv) Deputation of candidates from other states to B.Edv) Matters relating to EdCET.2. Issue of NOCs for establishment of New B.Ed Colleges/Physical Education Colleges under Private Management. Assessment of need for Training Colleges.<ol style="list-style-type: none">i) To issue notification specifying the no. of colleges required Revenue Division wiseii) Convening State Level Standing Committee meeting to issue NOCsiii) Scrutiny and processing of applications received from Educational Societiesiv) Issue of NOCs to M.Ed Coursev) Court Cases on Aided Service Matters/Issue of NOCsv) Submission of proposals received from Colleges of Education for issuing Minority Status Certificate to Minority Welfare

Department.

- v) Release of Grants to Aided B.Ed Colleges/Physical Education Colleges.
- vi) Service matters pertaining to Aided staff to these colleges.
- vii) Centrally Sponsored Schemes – Sanction and releases of funds from GOI to IASEs/CTEs
- viii) Dealing with complaints against Managements of Colleges of Education/Physical Education Colleges.
- ix) Matters relating to inspection of Colleges of Education/ Physical Education Colleges.
- x) Audit Paras pertaining to Govt. IASEs/CTEs.

DEPUTY DIRECTOR (Planning and Statistics)

**PLANNING, STATISTICS
(L SECTION) & TWF**

S NO.	SECTIONS	SUBJECTS
1	PLANNING	Dealing with all Plan Schemes (Both State and C.S. Schemes) Expenditure, Budget Speech, Governor's Speech etc.,
2	L	<ol style="list-style-type: none">1. Collection, Computerization and Consolidation of School Wise Education Statistics and Employees Data Base of all Districts in the State.2. Financial Data of All Districts.3. Maintenance of Computer Stationary.4. Maintenance of Educational Library.5. Analysis of Seventh Class Common Examination Results. <ol style="list-style-type: none">1. Collection and consolidation of Data of Special Schools, Colleges of Education, DIETs., and Physical Education.2. Correspondence with Central Government Departments regarding Educational Statistics and Employees Data Base.3. Furnishing information to Government of India in E8 series and to Directorate of Economics and Statistics, A.P., Hyderabad.4. Consolidation and Preparation of Selected Educational Statistics - State Book.5. Correspondence and Purchase of AMC Computers and Printers.6. Collection of consolidation of Cadre wise Teacher particulars and Non-teaching staff in the State.7. Analysis of Tenth Class Common Examination Results.8. Collection and consolidation data on Unrecognized Schools in the State.9. In addition to the above Seventh All India School Education Survey work of Computerization, validation, Generation of Tables and Report writing work.
3	TWF (Teacher welfare fund) (A.D. Plg)	<ol style="list-style-type: none">1. Printing of Teaches' Day Flags, Sale proceeds of the Teachers' Day Flags received from the District Education Officers and account for the amounts of sale proceeds.2. Celebration of Teachers' Day on 5th September of every years.3. Honouring of meritorious working and retired teachers by giving the awards of National Foundation for Teachers' Welfare every year on Teachers' Day.

4. Providing of financial assistance towards medical expenses for major illness (ie., T.B., Cancer, Heart Disease, Kidney failure etc.) for working the retired teachers from the funds of NF for T.W., A.P.,
5. Providing of financial assistance to the working teachers for celebration of their daughter's marriage from the funds of the NF for TW, A.P.,
6. Providing of financial assistance to the working teachers for professional education for children of school teachers from the funds of NF for TW, AP.,
7. Audit on the accounts of NF for T.W, AP.,
8. Meetings of the State Working Committee are to be conducted in consultation with the Hon'ble Chairman as and when required.
9. Monitoring the following schemes:
 - a. Financial assistance to the working and retired teachers upto Rs.20,000/- where medical reimbursement facilities are not available and Rs.10,000/- where medical reimbursement facilities are available and Rs.20,000/- for gratuitous relief in cases of serious accidents.
 - b. Financial assistance to the working teachers upto Rs.15,000/- for Professional Education of children of school teachers.
 - c. Paid holiday to eminent teachers.
 - d. Subsidy to teachers for academic activities.
 - e. Financial assistance for construction of Shikshak Sadans of the State.

DEPUTY DIRECTOR (ORIENTAL STUDIES)

S NO. SECTIONS
1 S

SUBJECTS

Scholarships

1. Prathibha Awards (State Government)
2. National Scholarships for Talented Children from Rural Areas – CSS
3. State Government Scholarships and Stipends Under I to VI Scheme
4. Sanskrit Scholarships

Hindi Education and Disabled Welfare

1. Matter relating to Hindi Vidyalaya and Hindi Maha Vidyalayas.
2. Grant – in – Aid to Hindi Vidyalayas / Maha Vidyalayas.
3. A.P. Hindi Academy Dakshina Bharatha Hindi Prachara Sabha.
4. Matter relating to Disabled Welfare and Grant – in – aid to Special School.

Oriental Schools

1. Matter relating to Govt, Aided Oriental Schools, Sanskrit Patashalas
2. Development of Sanskrit Education- Modernisation of Sanskrit Patasalas
3. GIA to Oriental Schools, Service matters of teachers working in Oriental schools.

State Functions

1. Independence Day Celebration
2. Republic Day Celebration
3. Children Day Function

4. All India Industries Exhibition Stall
5. A.P. Formation Day.
6. International film festival.
7. Pulse Polio
8. PAC – House Committee

SUBJECTS UNDER THE CONTROL OF DEPUTY DIRECTOR (MINORITY CELL)

		1. Minority Cell
		2. Urdu Cell
		3. H (Date of Birth corrections)
S NO.	SECTIONS	SUBJECTS
1	MC	<ol style="list-style-type: none">1. Linguistic Minorities Educational Institutions in the State and recommendation, upgradation, opening of parallel sections etc.2. State Awards to Teachers and Issue of Minority Status Certificates to the Religious Minority Educational Institutions of Andhra Region.3. National Awards.4. Issue of Minority Status Certificates to the Religious Educational Institutions of Rayalaseema and Telangana Area.5. Soukaryam – Distribution of Bicycles to Girls children of Classes 8th, 9th, 10th and First Year Intermediate in High Schools and Junior Colleges in the State.
2	UC	<ol style="list-style-type: none">1) Area Intensive Programme – CSS Scheme2) A.P. Legislative Assembly Committee Meeting.3) A.P. Minority Welfare Committee Meetings.4) Upgradation of Urdu Medium U.P. Schools into High Schools under all Managements.5) Matters relating to Mathematical Olympiad.6) State Level Maths Fair.7) Matters relating to Urdu Conferences.8) UN Council celebrations.9) Grant-in-Aid to Institute of Asian Studies.10) Grant-in-Aid to Sarojini Naidu Memorial Trust, Hyderabad.11) Opening of Urdu Parallel Sections and Additional Sections.12) Opening of Urdu Residential Schools.13) Moulana Abul Kalam Azad Institute, Hyderabad.14) Inspection – To assist Special Officer (Urdu) and Inspection reports.15) Continuation of Deputy Inspector of Schools posts.16) Statistical Information on Urdu Medium Schools.17) Grant-in-Aid to Urdu Academy.18) S.S.C. results – Urdu Medium Schools.19) Continuation of 300 Urdu Teachers Posts.20) A.P. Academy of Sciences.21) Governor's Speech.22) Budget Speech of Hon'ble Minister.23) DEOs Conferences.24) Modernization of Madarsa Education.25) Improvement of Urdu Education – Grant of Honorarium to Urdu Teachers – 627 posts and 944 posts.26) Problems relating to Minorities/Urdu Teachers.27) Grievances of Urdu Speaking People.28) National Minority Commission.29) Three Language Formula – Providing instruction for Urdu Medium Students.30) Anjuman Taraffi Urdu.31) Idare Adabiyathe Urdu.32) Dairatul Maarif.33) Posting of Urdu Medium Teachers working in Telugu

Medium Schools and vice versa.

34) Sanction and Opening of New Urdu Medium Schools.

3

H

Corrections in S.S.C. Certificates in the State.

1. Srilkakulam. Vizianagaram. Visakhapatnam. East Godavari. West Godavari. Krishna. Guntur all cases pertaining to Employees' Court cases.
2. Prakasam. Nellore. Chittoor. Ananthapur. Cuddapah. Kurnool. Guntur. Hyderabad. Ranga Reddy. Mahabubnagar. Nalgonda. Medak. Nizamabad. Adilabad. Karimnagar. Khammam. Warangal.

SPECIAL OFFICER (TEXT BOOKS)

T

**S
NO.**

SECTIONS

SUBJECTS

1

T

1. Appointment of Authors/Editors/Translators and preparation of manuscripts of Minority Languages.
2. Payment of TA/DA/Remuneration/Sitting fee to the Authors/Editors/Translators.
3. Prescription of Minority Media languages viz., Tamil, Kannada, Marathi and Oriya.
4. Payment of Rayalty.
5. Requirement of Nationalised Text Books in regard to Minor Media.
6. Translation and Addenda of Urdu Minority Language.
7. Distribution of Minor Media Nationalised Text Books (i.e., Tamil, Kannada, Marathi and Oriya.
8. Appointment of Authors/Editors/Translators and preparation of manuscripts Class I to X.
9. Payment of Remuneration to Authors/Editors/ Translators/ Artists.
10. Payment of TA/DA to Authors/Editors/ Translators.
11. Payment of sitting fee to the local Editors/ Translators.
12. Budget Release.
13. Corrections to be carry out in the Text Books.
14. Recovery of dues from Deputy Inspector of Schools/HMs.
15. Prescription of Lesson to composite course.
16. Translation of Addenda of Hindi Medium.
17. Clarifications and Corrections in Nationalised Text Books.
18. Distribution and Sale of Nationalised Text Books.
19. Providing of additional accommodation for store of Nationalised Text Books at District Level.
20. Transportation charges for distribution of Nationalised Text Books.
21. Files relating to Copy Right Act.
22. Finalisation of DC Bills pertaining to Transportation Charges.
23. Clarification and free distribution of Nationalised Text Books other than Minor Media.
24. Requirement of Transportation charges from the D.E.Os. in the State.
25. Private Book Sellers.

SUBJECTS UNDER THE CONTROL OF CHIEF ACCOUNTS OFFICER

S NO.	SECTIONS	SUBJECTS
1	A1	Preparation of salary bills, Loans and advances bills and reconciliation with P.A.O.
2	A2	Preparation of all contingent, processing of all AC and DC bills and disbursement of cash and all cash registers.
3	A3	Plan Budget and Reconciliation of departmental figures with those booked in A.G.'s office and PAC matters (C&AG Reports)
4	A4	Non-plan Budget and Reconciliation Primary Education, General and others.
5	A5	Non-plan Budget and Reconciliation Secondary Education and language development.
6	A6	Processing of all Audit Report of A.G. and Departmental Inspection Reports of Telangana area.
7	A7	Processing of audit report of A.G. and Departmental Inspection Reports of Andhra region and Head quarter office.
8	A8	Establishment of service matters of Accounts Branch Miscellaneous matters offering of remarks on referred files from all sections of Commissioner and Director of School Education including Pay fixations – UGC Scales others.

Chapter:9 A.Direcote of its officers and employees

LIST OF OFFICERS & STAFF
O/O DIRECTOR OF SCHOOL EDUCATION, A.P., HYDERABAD

SL NO	NAME	DESIGNATION
<u>Sarva Sri/Smt</u>		
1	Sri.N.Siva Sankar I.A.S	C & DSE
2	Ch.Pulliah	Addl. Director
3	B.Sudhakar	Addl. Director
4	B.Mallamma	Joint Director
5	A.Satyanarayana Reddy	Joint Director
6	V.S.Bhargava	Joint Director
7	A.Raghavender	Deputy Director
8	M.S.Victoria Deva Kumari	Deputy Director
9	Y.Jayapradha	Deputy Director
10	P.Nirmala Devi	Deputy Director
11	J.Venkata Ratnam	C.A.O
12	Ghousia Begum	Spl.Officer
13	D.Gangadhara Raju	Asst. Director
14	S.V.N.Krishna	Asst. Director
15	K.Gowri Shanker	Asst. Director
16	P.Mohana Krishnaiah	Asst. Director

17	Md.Nazeemuddin	Asst. Director
18	P.Nirmala	Asst. Director
19	A.Veeresar Rao	Asst. Director
20	G.Srirama Murthy	Asst. Director
21	K.Rajeswara Sharma	Asst. Director
22	B.Jayamahalaxmi	Asst. Director
23	D.Radhakishan	Statistical Officer
24	D.Sridhar Murthy	A.O.
25	K.Surender Kumar	A.O.
26	D.Prabhakar	A.A.O
27	A.Yadagiri	J.A.O
28	G.V.Radhakrishna Rao	J.A.O
29	K.Ramachandra Rao	J.A.O
30	D.J.Pradeep Kumar	J.A.O
31	P.Praveen Kumar	J.A.O
32	P.Padmavathi	J.A.O
33	T.Penchala Narasaiah	J.A.O
34	N.V.Durga Prasad	Auditor
35	S.Venkataramana	Auditor
36	K.Koppeswara Rao	Auditor
37	G.Babu,	Auditor
38	BVSN Acharyulu	Auditor
39	Bh.Venkateswarlu	Auditor
40	Ch.Pattana Chowdary	Auditor
41	D.Appi Reddy	Auditor
42	S.Mohan Rao	Supdt
43	Y.Nalini Mohan	Supdt
44	L.Seetharama Raju	Supdt
45	L.Krishna Phani	Supdt
46	U.Kamakshi	Supdt
47	N.Govardhan	Supdt
48	Y.D.Raj Kumar	Supdt
49	A.vijaya	Supdt
50	N.Raghavender Rao	Supdt
51	D.Uday Kumar	Supdt
52	K.Yadagiri	Supdt
53	G.L.P.Anil Kumar	Supdt
54	V.Ramanujam	Supdt
55	K.Krishna Kumari	Supdt
56	Md.Fareeduddin	Supdt
57	A.Bhaskara Rao	Supdt

58	M.Anuradha	Supdt
59	Sulthan Khan	Supdt
60	T.Radha	Supdt
61	D.Vasanthamma	Supdt
62	G.Seshi Rekha	Supdt
63	B.V.Subramanyeswar Rao	Supdt
64	D.Raghavender Rao	Supdt
65	S.T.N.Chary	Supdt
66	B.Srinivasa Reddy	Supdt
67	J.Sudhakar Babui	Supdt
68	M.Venkatalakshmamma	Supdt
69	MNV Srinivasa Rao	Supdt
70	R.Priya Kumari	Supdt
71	O.Sujatha	Supdt
72	Y.Dhanalaxmi	ADMS
73	S.Pradeep Kumar	ADMS
74	M.Venkatareswara Rao	School Assistant
75	B.Sunitha Sekhar	A.S.O
76	G.Vasantha Lakshmi	A.S.O
77	D.V.Rohini Kumari	A.S.O
78	V.Jhansi Padmaja	A.S.O
79	B.Varalakshmi	A.S.O
80	K.Vedavathi	A.S.O
81	S.Bhoja Bhavani	A.S.O
82	P.Sarada	Sr.Accountant
83	M.Nagaraja Kumar	Sr.Accountant
84	Ch.Mangamma	Sr.Accountant
85	Y.Madhulatha	Sr.Accountant
86	L.Venkateswarlu	Sr.Accountant
87	N.Maruti Varaprasad	Sr.Accountant
88	R.Raveendra	Sr.Accountant
89	L.Meenamma	Sr.Accountant
90	T.Srilatha	Sr.Accountant
91	L.Anuradha	Sr.Accountant
92	T.V.P.S.R.Sundar	Sr.Accountant
93	V.Narasimha Rao	Sr.Accountant
94	G.S.Prabhakar Rao	Sr.Assistant
95	J.Indira	Sr.Assistant
96	N.Suma Bhanu	Sr.Assistant
97	Amod Khabate	Sr.Assistant
98	S.Venkata Rao	Sr.Assistant

99	P.Nagamani	Sr.Assistant
100	P.Jyotshna	Sr.Assistant
101	K.Vijayasimha	Sr.Assistant
102	S.Chandrasekhar	Sr.Assistant
103	G.Ravi Babu	Sr.Assistant
104	N.Kavitha	Sr.Assistant
105	V.S.Eswara Prasad	Sr.Assistant
106	G.V.Bhanuvara Prasad	Sr.Assistant
107	A.Kavitha	Sr.Assistant
108	S.Vijay Kumar	Sr.Assistant
109	S.A.Rawoof	Sr.Assistant
110	M.Arun Kumar	Sr.Assistant
111	M.V.S.Raju	Sr.Assistant
112	T.Ramesh Babu	Sr.Assistant
113	V.Ranga Rao	Sr.Assistant
114	B.V.Laxmipathi Reddy	Sr.Assistant
115	D.Srinivas	Sr.Assistant
116	V.Srinivasa Rao	Sr.Assistant
117	Md.Vaseem Akthar	Sr.Assistant
118	B.Srinivas Reddy	Sr.Assistant
119	G.Saida	Sr.Assistant
120	D.Bharath Kumar	Sr.Assistant
121	Y.Vani Surekha	Sr.Assistant
122	M.Dhanamma	Sr.Assistant
123	M.Gnaneswar	Sr.Assistant
124	A.Sunitha	Sr.Assistant
125	S.Vanaja	Sr.Assistant
126	S.Durga Rani	Sr.Assistant
127	V.Rajeswara Sarma	Sr.Assistant
128	T.Vittal Babu	Sr.Assistant
129	B.Srinivas	Sr.Assistant
130	S.Raju	Sr.Assistant
131	A.Shiva Krishna	Sr.Assistant
132	M.Sarath Babu	Sr.Assistant
133	P.Ranga	Sr.Assistant
134	J.Nagi Reddy	Sr.Assistant
135	G.Sailaja	Sr.Assistant
136	HVNP Dakshinamurthy	Sr.Assistant
137	Ravi Shankar	Sr.Assistant
138	K.Satyanarayana	Sr.Assistant
139	P.Laxmi Vialeswari	Sr.Assistant

140	M.Vidyalatha	Sr.Assistant
141	K.Viswanadham	Sr.Assistant
142	M.Poorna Chander rao	Sr.Assistant
143	S.Sailaja Bai	Sr.Assistant
144	M.Malleswaram	Sr.Assistant
145	P.Chinnaiah	Sr.Assistant
146	G.Nancharaiah	Sr.Assistant
147	A.Ramesh Kumar	Sr.Assistant
148	B.Satyanarayana	Sr.Assistant
149	B.Vijay Kumar	Sr.Assistant
150	A.Saipoomachandra Rao	Sr.Assistant
151	G.Panini	Sr.Assistant
152	K.Sandhya	Sr.Assistant
153	A.Praveen Kumar	Sr.Assistant
154	K.Narayana Swamy	Sr.Assistant
155	N.Suresh	Sr.Assistant
156	S.Ramachandra Murthy	Sr.Assistant
157	G.Apparao Naidu	Sr.Assistant
158	S.Rajender Reddy	Jr.Accountant
159	Anil Khambate	Jr.Accountant
160	B.Bhoopal	Jr.Accountant
161	Ponugothu Dasharath	Jr.Accountant
162	B.V.Naga Madhavi	Jr.Assistant
163	T.V.Ramanamurthy	Jr.Assistant
164	M.Bala Gopala Prasad	Jr.Assistant
165	C.V.Ram Babu	Jr.Assistant
166	V.K.Mohan Rajan	Jr.Assistant
167	Ch.Prashantha Kumari	Jr.Assistant
168	P.Nagarjuna Reddy	Jr.Assistant
169	V.Narmada Bai	Jr.Assistant
170	R.Laxman Kumar	Jr.Assistant
171	A.Joseph	Jr.Assistant
172	P.Sai Sobhan Raju	Jr.Assistant
173	R.Vanaja	Jr.Assistant
174	M.A.Jabbar	Driver
175	K.S.R.N.Challar Rao	Driver
176	N.Krishna Mohan Reddy	Typist
177	P.S.Nageswara Rao	Typist
178	M.Lazaru	Typist
179	M.Madhavi	Tel. Operator
180	K.Radhakrishna Murthy	Book Bearer

181	N.Anil Kumar	Record Asst
182	Y.Ramesh	Record Asst
183	N.Krishna	Record Asst
184	P.R.Ramesh Kumar	Jamedar
185	P.Vijayalaxmi	Office Sub-ord
186	H.Das Babu	Office Sub-ord
187	A.Chakrapani	Office Sub-ord
188	C.Rajasekhar	Office Sub-ord
189	G.Ajay Kumar	Office Sub-ord
190	T.Srihari	Office Sub-ord
191	K.Prabhakar	Office Sub-ord
192	Shaik Mohammed	Office Sub-ord
193	Md.Ghouse	Office Sub-ord
194	M.Niranjanachary	Office Sub-ord
195	R.Balraj	Office Sub-ord
196	Nissar Ahmed	Office Sub-ord
197	Mohd Mohiuddin	Office Sub-ord
198	K.Lingam	Office Sub-ord
199	Md.Rafiuddin	Office Sub-ord
200	M.Laxmaiah	Office Sub-ord
201	Md.Mahboob	Office Sub-ord
202	Md.Azam	Office Sub-ord
203	M.A.Hameed	Office Sub-ord
204	K.Kamamma	Office Sub-ord
205	Aktharunnisa	Office Sub-ord
206	Durga Bai	Office Sub-ord
207	Iqbal	Office Sub-ord
208	A.Yesu	Office Sub-ord
209	B.Padmavathi	Office Sub-ord
210	A.Ramachander Rao	Office Sub-ord
211	A.Narayana	Office Sub-ord
212	Bhim Singh	Office Sub-ord
213	Md.Sameer	Office Sub-ord
214	Md.Fazulur Rahman	Office Sub-ord
215	Syed Yakub Ali	Watchman
216	Eswaramma	Scavenger
217	Md.Saber	Cycle Orderly
218	K.Naga Raju	Cycle Orderly
219	T.Padmavathi	Sweeper

STATE COUNCIL FOR EDUCATIONAL RESEARCH AND TRAINING.

1.DIRECTOR: STATE COUNCIL FOR EDUCATIONAL RESEARCH AND TRAINING : (category 1 (a) of class of Andhra Pradesh Educational Services)

The post which was in the cadre of Joint Director of School Education from 25.3.1972, was elevated to that of Additional Director of School Education, vide Go.Ms.No.210 Education, dated 16.9.1993. He is the head of State Council for Educational Research and which is the academic wing of School Education Directorate. He performs the following functions:

1. He prepares curricula for Primary and Secondary Education and Non- Formal Education.
2. He develops and prepares evaluation procedures and materials, which are helpful to the classroom teachers.
3. He guides the extension service departments functioning in colleges of Education in the State.
4. He bridges the gulf between the educational practices in schools and the methods and techniques advocated.
5. He functions as an agency for dissemination of knowledge relating to new methods and techniques to be followed by educational Institutions.
6. He coordinates with other organizations like National Council for Educational Research and Training etc. in the conduct of seminars and other academic activities.
7. He organizes orientation courses in new techniques of educational planning, education supervision and administration for personnel involved.
8. He helps to implement the academic policies laid down by the Government.
9. He designs and organizes orientation, re-orientation, and refresher courses to in-service teachers, Headmasters and supervising staff of School Education at various levels.
10. Conducts Academic Inspections of District Institutes of Education and Training , Colleges of Teacher Education and Institutions of the Advanced Studies in Education of Government, Aided and un –aided (Go.Ms.No.598, Education, dated18.12.1998.)

At present there are twelve Departments in State Council for Educational Research and Training to deal with various subjects. The details of Departments, staff pattern and functions are as follows:

Name of the Department with staff Pattern	Functions
1.DEPARTMENT OF EDUCATIONAL FOUNDATIONS	
Category 4 of class II of Andhra Pradesh Educational Serices.	1.Professor in Psychology 1 2.Professor in Education-1 3.Professor in Sociology-1 1.Organises in-service training programmes for Primary, Upper Primary Teachers, Teacher Educators and field functionaries in the latest methodology and thrust areas of National Policy of Education 86.
Category 3 of Class III of Andhra Pradesh Educational Services.	4.Professor in Philosophy-1 5.Lecturer in Sociology -1 6.Lecturers in Admn.-1 2.Conducts workshops on Research methodology with special reference to Action Research to Primary, Upper

- 7.Lecturers in Psychology-1 Primary and teacher educators.
- 8.School Guidance
Councillors-5
- 3.Orgnises training programmes relating to women education.
- 4.Organises guidance and counseling activities and conducts programmes for Secondary school Teachers.
- 5.Undertakes publications of Research and studies relating to Primary and Upper Primary School Teachers.
- 6.initiates and undertakes programmes for capacity building of Teacher Educators working in District Institutes of Education and Training, Colleges of Teacher Education, Institutions of Advanced Study in Education.
- 7.Acts as a nodal agency to coordinate the activities of National Council for Teacher Education.
- 8.Processes the names of teachers/Field officers for special training programme being organized by National Council for Educational Research and Training /National Institute of Educational Planning and Administration.
- 9.Acts as a member of the State Resource group of District Primary Education Programme.

2. DEPARTMENT OF EDUCATIONAL STATISTICS

- Category 4 of Class II of Andhra Pradesh Educational Services.
- 1.Prof. in Statistics-1
- 1.Organises reorientation course in Collection of data, analysis of data and projections of Educational statistics.
- Category 3 of Class III of Andhra Pradesh Educational Services
- 2.Lecturer in Statistics-4
- 2.Processes and analysis data for Research Reports of various departments in State Council for Educational Research and Training.
- 3.conducts Action Research in the field of Educational Statistics.
- 4.Assists the Commissioner &Director of School Education in collecting compiling and processing Educational Statistics.
- 5.Reviews and updates the

educational statistics from time to time.

6.Participates in the conduct of educational surveys.

7.Organises various in-service training programmes on statistical methods and projections to the field functionaries.

8.Participate in courses, workshops, seminars organized by National Council for Educational Research and Training, National Institute of Educational planning and Administration, Regional College of Education, Mysore etc.

9.Coordinates with other departments of State Council for Educational Research and Training.

10.Undertakes Documentation of Educational Survey reports etc.

3. DEPARTMENT OF CURRICULAM AND TEXT BOOKS

Category 4 of Class II of Andhra Pradesh Educational Services

1.Prof.-1

1. Evaluation of Curriculum in force vogue.

2.Revision of Curriculum and development of detailed syllabus from time to time.

Category 3 of Class III of Andhra Pradesh Educational Services

2.Lec. in Engl-1

3.Lec. in Telugu-1

4.Lec. in Gen.Sci.-1

5.Lec. in Bio.Sci.-1

6.Lec.in Phy.Sci.-1

3.Development of teachers Handbooks in different School subjects.

4.Development of teachers Handbooks in difference School subjects.

5.Orientation courses for in-service Secondary Teachers for their professional growth with a view to improve the quality of teaching.

6.Review of school text books with a view to updating them.

7.Adoption of Zero percent schools in twin cities and giving them academic guidance.

8.Conducting of orientation programmes for secondary school teachers in the state handling school subjects namely, Maths, Physical Scinece, Bio Science, Social Studies, English, Telugu, Urdu and Hindi.

9.Organising summer coaching

camps for the prospective students of class IX and X in the State.

10.Promotion of Yoga, organizing Yoga training camps for in-service teachers.

11.Organising workshops for SUPW.

12.Preparation of enrichment material in all School subjects

4.DEPT. OF MATHS AND SCINECE

Category 4 of Class II of Andhra Pradesh Educational Services.

- 1.Prof. in Maths-1
- 2.Proc. in Biology-1
- 3.Prof. in Phy. Science -1
- 4.Lec. in Maths-1

1.Provides academic guidance in Mathematics and Science subjects to school teachers.

Category 3 of Class III of Andhra Pradesh Educational Services

- 5.Lec. in Physics-1
- 6.Lec. in Chemistry-1
- 7.Lec. in Botany-1
- 8.Lec. in Zoology-1
- 9.Science Supervisor-2

2.Undertakes and Coordinates action Research projects on instructional practices and problems in Science and Maths, subjects.

3.Develop teaching –learning material in mathematics and science subjects.

4.Organises in-service training courses/orientation courses to the teachers of Mathematics and Science subjects.

5.Organises Science fairs at District Level and State Level and assists in the organization of National Level Science fai.

6.Organises seminars at District Level and State Level.

7.Develops and supplies enrichment material to the teachers/Handbooks for teachers.

8. Coordinates and implements the centrally sponsored schemes aimed at improvement of Maths and Science Education.

9.Undertakes Action Research on Current problems of Maths and Science subjects.

5. DEPARTMENT OF EVALUATION

Category 4 of Class II of Andhra Pradesh Educational Services.

- 1.Prof. in Evaluation-1

1. Development evolve new techniques and tools of Evaluation of adoption at various levels.

Category 3 of Class III of Andhra Pradesh Educational Services

- 2.Lec. in Gen.Sci.-1
- 3.Lec. in Soc.Sci.-1
- 4.Lec. in Languages-2

2. Develop assessment and performance appraisal formats for different types of

5.Lec. in Maths.

functionaries working in the Department of School Education.

3.Organises training programmes in Evaluation.

4.Conducts programmes on Evaluation.

5.Undertakes Evaluation of Text Books.

6. Undertakes impact studies on Centre for Cultural Research and Training Programmes.

7. Participates in Centre for Cultural Research and Training Programmes.

6.DEPARTMENT OF AUDIO VISUAL EDUCATION

Category 4 of Class II of Andhra Pradesh Educational Services.

1.Prof. in A.V.Edn.-1

1. Orients the Secondary school teacher Educators in preparing resource material for low cost teaching aids in various secondary school subjects.

Category 3 of Class III of Andhra Pradesh Educational Services

2.Lec. in Extension Service-2

2. Orients secondary school teachers in improvising and development of low cost teaching learning material.

3.Lec. I AVE-2

3. Improves teaching learning process in Primary and Upper Primary Level using Electronic Media.

4.Coordinator-1

4. Evaluates the efficiency of Electronic Media in improving class room teaching.

5.Artist-1

1) Script Writing.

6.Film operator-1

2) To refine the teleschool programmes (in collaboration with SIET, Hyderabad.)

7. DEPARTMENT OF POPULATION EDUCATION

Category 4 of Class II of Andhra Pradesh Educational Services.

1.Professor

1.Develops awareness and positive attitude towards population and development issues leading to responsible behavior among students and teachers and indirectly among parents and the community at large.

Category 3 of Class III of Andhra Pradesh Educational Services

2.Lecturers-2

2.Creates awareness about adolescent reproduction health among students teachers and parents and develops healthy attitude towards sex and members of opposite sex.

3.Contributes to the realization of India's demographic and health goals which effect the over all National development

of the country.

4.Takes up activities as per the work plan, which will be approved every year by the national Council for Educational Research and training and Commissioner and Director of School Education.

5.Provides the training for Educational Administrators, Curriculum Framers, Framers, Material developers, Teacher Educators, Teacher and parents for bringing about a change in the mindset in respect of population and development.

6.Observes all important days like world population Day, World Aids Day in schools to popularize population Education themes.

7. Assesses the quality of inputs and impact of project activities on various target groups.

8. Publication of material on population Education and disseminate those to the target group.

9. Procures and documents the latest material on population and adolescence education.

8.DEPARTMENT OF UNICEF

Category 4 of Class II of Andhra Pradesh Educational Services.

1.Professor-1

1.To fulfill the objectives of achieving the goal of universalization of Elementary Education.

Category 3 of Class III of Andhra Pradesh Educational Services

2.Lecturers-1

2.To impart Education to achieve universalisation of Elementary Education specially for girls.

3.To train the field functionaries to achieve UEE and to reduce drop out rate and improve the quality.

4.To help the members of the society to help themselves through united Nations Institute of Children Emergency fund programmes.

9. DEPARTMENT OF VOCATIONAL EDUCATION

Category 4 of Class II of Andhra Pradesh Educational Services.

1.Professor-1

1. Creates data base for need based vocational programmes and undertake State Level mapping.

Category 3 of Class III of Andhra Pradesh

2.Lecturers-4

2.Acts as a forum for designing curriculum for vocational

Educational Services

Category 4 of Class II of
Andhra Pradesh
Educational Services

10. DEPARTMENT OF
COMPUTER EDUCATION

1.Professor-1

courses for students.
3.Maintains effective liaison with professional Institutions in the areas of Technology and Engineering, Agriculture commences, Business studies, Home science, Para medical Humanities, etc.
4.Provides organizational support for curriculum development programmes designed and offered by professional Institutions.

1.Provides School teachers, Lecturers in District Institutes of Education and Training /Institution of Advanced Study in Education /College of Teacher Education/Field officers with a broad understanding of computers and their uses.
2.Provides hands on experience.
3.Familiarises the trainees with the range of Computer potential as a controlling and information processing tool.
4.Demystify computers and develops a degree of ease and familiarity with computers which would be conducive to developing individual creativity and in identifying and developing applications relevant to their immediate environments with the help of internet.
5.Implementation and Monitoring of CLASS project.
6.Introduction of Computer Education in Schools.
7.Provides the practice in handling the computers to field functionaries of Education Department.
8.Provides practice to teaching staff of State Council for Educational Research and Training Institution of Advanced Study in Education/College of Teacher Education in handling computers so as to take up Research work in applying the computers for class room instruction in their respective disciplines.

DEPUTY DIRECTOR (IED)

S NO.	SECTIONS	SUBJECTS
1	IED	Integrated Education for Disabled Children, a 100% Centrally Sponsored Scheme.

SCERT TEACHING & NON TEACHING

PROFORMA – I

Sl. No	Name of the Employees	Designation
	Sarvasri	
1.	Mohd Rafath Ali I.A.S	Director , SCERT (FAC)
2.	S. Sambasiva Rao	Administrative officer
3.	K. Sahadevudu	Professor
4.	T. Prameela	Professor
5.	K. Brahmaiah	Professor
6.	Dr. L. Vijaya Kumari	Professor
7.	Dr. S. Vijaya Kumar	Professor
8.	H.M. Vanajakshi	Professor
9	J. Rahavalu	Professor
10	A. Rajeshwar Rao	Professor
11	Dr. N. Upender Reddy	Professor
12	K. Krishna Veni	Professor
13	T. Appala Venkata Tulasi Ramu	Professor
14	N. Sarojini Devi	Lecturer
15	Y. Raghava Reddy	Lecturer
16	B. M. Shakuntala	Lecturer
17	M. Deepika ,	Lecturer
18	D. Vijaya Lakshmi	Lecturer
19	P. Revathi Reddy	Lecturer
20	P. Anuradha Reddy	Lecturer
21	B.M. Priyadarshini	Lecturer
22	S. Ram Kishan Rao	Lecturer
23	K. Yadagiri	Lecturer
24	A. Uma Rani	Science Supervisor
25	B. Madhusudhan Rao	School Assistants
26	Smt. B. Yamini Bala	SGC
Non Teaching Staff		
27	G.Rajamannaru	Superintendent
28	J. Seetha Maha Lakshmi	Superintendent
29	T. Deva Darshan	Superintendent
30	Shafath Hussain	Superintendent
31	B. Anasuya	Sr. Assistant
32	C. Srinivasulu	Sr. Assistant
33	S. Sambasiva Prasad	Sr. Assistant
34	Ahmed Raza Shah	Sr. Assistant
35	N. Raghupathi	Sr. Assistant
36	Moizuddin	Jr. Assistant
37	M.T. Ramanand	Jr. Assistant
38	R.Ravinder	Film Operator
39	G.Sreenivasa Reddy	Artist
40	M.A. Jabbar	Record Assistant
41	K. Shankar	Record Assistant
42	G. Venkateswara Rao	Record Assistant
43	K.Vijayamma	Record Assistant
44	.G.V.Ramana Rao	Driver
45	Bhoomaiah, Driver (O/o D S E)	Driver
46	P.Vishnu Vardhan	Driver
47	K.Lakshamma	Office Subordinate

48	Shaik Raheemuddin	Office Subordinate
49	V.Seetha Rama Rao	Office Subordinate
50	B.Nagabhooshanam	Office Subordinate
51	Susheela,	Office Subordinate
52	S.Rajamma,	Office Subordinate
53	D.Aravind Kumar	Office Subordinate
54	Srisailam, Attender	Office Subordinate
55	P. Geetha	Sweeper
56	V.Rama Chandra Rao	Night Watchmen
57	E.P. Ananda Rao,	Night Watchmen

Chapter 10:

The monthly remuneration received by each of its officers and employees, including the system of compensation as provided in its regulations;

PAY & ALLOWANCES OF THE OFFICERS & STAFF
O/O DIRECTOR OF SCHOOL EDUCATION, A.P., HYDERABAD

SL NO	NAME	DESIGNATION	PAY	SP/ PP/ PHC	DA	HRA	CCA	IR	TOTAL
<u>Sarva Sri/Smt</u>									
1	Sri.N.Siva Sankar I.A.S	C & DSE	0	0	0	0	0	0	0
2	Ch.Pullaiah	Addl. Director	51760	0	8418	12000	525	0	72703
3	B.Sudhakar	Addl. Director	51760	0	8418	12000	525	0	72703
4	B.Mallamma	Joint Director	42590	0	6927	12000	525	0	62042
5	A.Satyanarayana Reddy	Joint Director	34050	0	5538	10215	525	0	50328
6	V.S.Bhargava	Joint Director	39540	0	6431	11862	525	0	58358
7	A.Raghavender	Deputy Director	37600	40	6115	11280	525	0	55560
8	M.S.Victoria Deva Kumari	Deputy Director	23500	0	14168	6000	300	5170	49138
9	Y.Jayapradha	Deputy Director	38570	0	6273	11571	525	0	56939
10	P.Nirmala Devi	Deputy Director	32350	0	3046	9705	525	0	45626
11	J.Venkata Ratnam	C.A.O	36700	110	5969	11010	525	0	54314
12	D.Sridhara Murthy	A.O	34050	40	5538	10215	525	0	50368
13	K.Surender Kumar	A.O	29200	110	4749	8760	525	0	43344
14	Ghousia Begum	Spl.Officer	16950	0	12374	5085	240	0	34649
15	D.Prabhakar	A.A.O	22430	30	3648	6729	525	0	33362
16	D.Gangadhara Raju	Asst. Director	28450	40	4627	8535	525	0	42177
17	S.V.N.Krishna	Asst. Director	26300	90	4277	7890	525	0	39082
18	K.Gowri Shanker	Asst. Director	25600	0	4164	7680	525	0	37969
19	P.Mohana Krishnaiah	Asst. Director	34900	20	5676	10470	525	0	51591
20	Md.Nazeemuddin	Asst. Director	29200	0	4749	8760	525	0	43234
21	P.Nirmala	Asst. Director	26300	90	4277	7890	525	0	39082
22	A.Veereswar Rao	Asst. Director	26300	0	4277	7890	525	0	38992
23	G.Srirama Murthy	Asst. Director	27000	40	4391	8100	525	0	40056
24	K.Rajeswara Sharma	Asst. Director	29200	20	4749	8760	525	0	43254
25	B.Jayamahalaxmi	Asst. Director	34900	0	5676	10470	525	0	51571

iteacherz.blogspot.com

26	D.Radhakishan	Statistical Officer	31550	210	5131	9465	525	0	46881
27	A.Yadagiri	J.A.O	17050	940	2773	5115	350	0	26228
28	G.V.Radhakrishna Rao	J.A.O	19050	60	3098	5715	525	0	28448
29	K.Ramachandra Rao	J.A.O	20110	90	3271	6033	525	0	30029
30	D.J.Pradeep Kumar	J.A.O	18030	40	2932	5409	350	0	26761
31	P.Praveen Kumar	J.A.O	20110	30	3271	6033	525	0	29969
32	P.Padmavathi	J.A.O	18520	0	3012	5556	525	0	27613
33	T.Penchala Narasaiah	J.A.O	17050	0	2773	5115	350	0	25288
34	N.V.Durga Prasad	Auditor	23040	0	3747	6912	525	0	34224
35	Y.D.Raj Kumar	Auditor	12070	40	7277	3621	300	2655	25963
36	K.Koppeswara Rao	Auditor	24950	90	4058	7485	525	0	37108
37	G.Babu,	Auditor	24300	0	3952	7290	525	0	36067
38	BVSN Acharyulu	Auditor	24300	40	3952	7290	525	0	36107
39	Bh.Venkateswarlu	Auditor	33200	0	5400	9960	525	0	49085
40	D.Appi Reddy	Auditor	23650	0	3846	7095	525	0	35116
41	M.Prabhu Kumar	Auditor	32350	130	5261	9705	525	0	47971
42	S.Mohan Rao	Supdt	23650	0	3846	7095	525	0	35116
43	Y.Nalini Mohan	Supdt	27700	0	4505	8310	525	0	41040
44	L.Seetharama Raju	Supdt	28450	40	4627	8535	525	0	42177
45	L.Krishna Phani	Supdt	20110	105	3271	6033	525	0	30044
46	U.Kamakshi	Supdt	34050	35	5538	10215	525	0	50363
47	N.Govardhan	Supdt	27000	40	4391	8100	525	0	40056
48	S.Venkataramana	Supdt	24300	15	3952	7290	525	0	36082
49	N.Raghavender Rao	Supdt	25600	30	4164	7680	525	0	37999
50	D.Uday Kumar	Supdt	19580	30	3184	5874	525	0	29193
51	K.Yadagiri	Supdt	20110	80	3271	6033	525	0	30019
52	G.L.P.Anil Kumar	Supdt	19580	60	3184	5874	525	0	29223
53	V.Ramanujam	Supdt	24950	10	4058	7485	525	0	37028
54	K.Krishna Kumari	Supdt	24300	0	3952	7290	525	0	36067
55	Ch.Pattena Chowdary	Supdt	20110	90	3271	0	525	0	23996
56	A.Bhaskara Rao	Supdt	21250	105	3456	6375	525	0	31711
57	M.Anuradha	Supdt	20680	60	3363	6204	525	0	30832
58	Sulthan Khan	Supdt	22430	0	3648	6729	525	0	33332
59	T.Radha	Supdt	29200	30	4749	8760	525	0	43264
60	D.Vasanthamma	Supdt	24300	40	3952	7290	525	0	36107
61	G.Seshi Rekha	Supdt	24950	0	4058	7485	525	0	37018
62	B.V.Subramanyeswar Rao	Supdt	24950	0	4058	7485	525	0	37018
63	D.Raghavender Rao	Supdt	24300	0	3952	7290	525	0	36067
64	S.T.N.Chary	Supdt	23650	0	3846	7095	525	0	35116
65	J.Sudhakar Babu	Supdt	24300	0	3952	7290	525	0	36067
66	M.Venkatalakshamma	Supdt	18520	30	3012	5556	525	0	27643

iteacherz.blogspot.com

67	MNV Srinivasa Rao	Supdt	27000	40	4391	8100	525	0	40056
68	R.Priya Kumari	Supdt	21250	0	3456	6375	525	0	31606
69	O.Sujatha	Supdt	19050	30	1794	5715	525	0	27114
70	B.Srinivas Reddy	Supdt	16150	0	2627	4845	350	0	23972
71	Y.Dhanalaxmi	ADMS	33200	60	5400	9960	525	0	49145
72	S.Pradeep Kumar	ADMS	33200	0	5400	9960	525	0	49085
73	M.Venkatareswara Rao	School Assistant	20110	70	3271	6033	525	0	30009
74	B.Sunitha Sekhar	A.S.O	19580	0	3184	5874	525	0	29163
75	G.Vasantha Lakshmi	A.S.O	23040	40	3747	6912	525	0	34264
76	D.V.Rohini Kumari	A.S.O	22430	0	3648	6729	525	0	33332
77	V.Jhansi Padmaja	A.S.O	10285	0	6201	3086	200	2263	22035
78	B.Varalakshmi	A.S.O	22430	0	3648	6729	525	0	33332
79	K.Vedavathi	A.S.O	22430	75	3648	6729	525	0	33407
80	S.Bhoja Bhavani	A.S.O	16150	0	2627	4845	350	0	23972
81	P.Sarada	Sr.Accountant	11860	0	1929	3558	300	0	17647
82	M.Nagaraja Kumar	Sr.Accountant	11860	0	1929	3558	300	0	17647
83	Ch.Mangamma	Sr.Accountant	11860	0	1929	3558	300	0	17647
84	Y.Madhulatha	Sr.Accountant	11860	0	1929	3558	300	0	17647
85	L.Venkateswarlu	Sr.Accountant	11860	0	1929	3558	300	0	17647
86	N.Maruti Varaprasad	Sr.Accountant	11860	0	1929	3558	300	0	17647
87	R.Raveendra	Sr.Accountant	6350	0	3828	1905	150	1397	13630
88	L.Meenamma	Sr.Accountant	11860	0	1929	3558	300	0	17647
89	T.Srilatha	Sr.Accountant	12910	0	2100	3873	300	0	19183
90	L.Anuradha	Sr.Accountant	11200	0	1822	3360	300	0	16682
91	T.V.P.S.R.Sundar	Sr.Accountant	19050	105	3098	5715	525	0	28493
92	V.Narasimha Rao	Sr.Accountant	15280	0	2485	4584	350	0	22699
93	G.S.Prabhakar Rao	Sr.Assistant	7200	0	4341	2160	150	1584	15435
94	J.Indira	Sr.Assistant	6195	0	3735	1859	150	1363	13302
95	N.Suma Bhanu	Sr.Assistant	14440	40	2349	4332	350	0	21511
96	Amod Khabate	Sr.Assistant	17050	20	2773	5115	350	0	25308
97	S.Venkata Rao	Sr.Assistant	19580	60	3184	5874	525	0	29223
98	P.Nagamani	Sr.Assistant	14050	40	2285	4215	350	0	20940
99	P.Jyotshna	Sr.Assistant	14860	0	2417	4458	350	0	22085
100	K.Vijayasimha	Sr.Assistant	23040	105	3747	6912	525	0	34329
101	S.Chandrasekhar	Sr.Assistant	18030	30	2932	5409	350	0	26751
102	G.Ravi Babu	Sr.Assistant	12190	0	1983	3657	300	0	18130
103	N.Kavitha	Sr.Assistant	14440	0	2349	4332	350	0	21471
104	V.S.Eswara Prasad	Sr.Assistant	13270	40	2158	3981	300	0	19749
105	G.V.Bhanuvara Prasad	Sr.Assistant	14440	40	2349	4332	350	0	21511
106	A.Kavitha	Sr.Assistant	12910	0	2100	3873	300	0	19183
107	S.Vijay Kumar	Sr.Assistant	23040	75	3747	6912	525	0	34299

iteacherz.blogspot.com

108	S.A.Rawoof	Sr.Assistant	17050	90	2773	0	350	0	20263
109	M.Arun Kumar	Sr.Assistant	12550	0	2041	0	300	0	14891
110	M.V.S.Raju	Sr.Assistant	19050	90	3098	5715	525	0	28478
111	T.Ramesh Babu	Sr.Assistant	20110	90	3271	6033	525	0	30029
112	V.Ranga Rao	Sr.Assistant	14440	0	2349	0	350	0	17139
113	B.V.Laxmipathi Reddy	Sr.Assistant	18030	30	2932	5409	350	0	26751
114	A.Vijaya	Sr.Assistant	19580	60	3184	5874	525	0	29223
115	D.Srinivas	Sr.Assistant	12910	0	2100	3873	300	0	19183
116	V.Srinivasa Rao	Sr.Assistant	18520	90	3012	0	525	0	22147
117	Md.Vaseem Akthar	Sr.Assistant	14050	0	2285	4215	350	0	20900
118	B.Srinivas Reddy	Sr.Assistant	20110	30	3271	6033	525	0	29969
119	G.Saida	Sr.Assistant	11200	0	1822	3360	300	0	16682
120	D.Bharath Kumar	Sr.Assistant	22430	75	3648	6729	525	0	33407
121	Y.Vani Surekha	Sr.Assistant	14050	0	2285	0	350	0	16685
122	M.Dhanamma	Sr.Assistant	14050	40	2285	4215	350	0	20940
123	M.Gnaneswar	Sr.Assistant	14440	40	2349	4332	350	0	21511
124	A.Sunitha	Sr.Assistant	17540	30	2853	5262	350	0	26035
125	S.Vanaja	Sr.Assistant	19580	30	3184	5874	525	0	29193
126	S.Durga Rani	Sr.Assistant	14440	0	2349	4332	350	0	21471
127	V.Rajeswara Sarma	Sr.Assistant	24300	75	3952	7290	525	0	36142
128	T.Vittal Babu	Sr.Assistant	14860	0	2417	4458	350	0	22085
129	B.Srinivas	Sr.Assistant	14440	40	2349	4332	350	0	21511
130	S.Raju	Sr.Assistant	19580	30	3184	5874	525	0	29193
131	A.Shiva Krishna	Sr.Assistant	14050	40	2285	4215	350	0	20940
132	M.Sarath Babu	Sr.Assistant	12550	0	2041	3765	300	0	18656
133	P.Ranga	Sr.Assistant	17050	60	2773	0	350	0	20233
134	J.Nagi Reddy	Sr.Assistant	16600	0	2700	4980	350	0	24630
135	G.Sailaja	Sr.Assistant	18520	30	3012	5556	525	0	27643
136	HVNP Dakshinamurthy	Sr.Assistant	20110	30	3271	6033	525	0	29969
137	Ravi Shankar	Sr.Assistant	19580	60	3184	5874	525	0	29223
138	K.Satyanarayana	Sr.Assistant	17540	50	2853	5262	350	0	26055
139	P.Laxmi Vialeswari	Sr.Assistant	21250	30	3456	6375	525	0	31636
140	M.Vidyalatha	Sr.Assistant	16600	0	2700	4980	350	0	24630
141	K.Viswanadham	Sr.Assistant	18030	30	2932	5409	350	0	26751
142	M.Poorna Chander rao	Sr.Assistant	15280	50	2485	0	350	0	18165
143	S.Sailaja Bai	Sr.Assistant	13270	40	2158	3981	300	0	19749
144	M.Malleswaram	Sr.Assistant	22430	60	3648	6729	525	0	33392
145	P.Chinnaiah	Sr.Assistant	15700	50	2553	4710	350	0	23363
146	G.Nancharaiah	Sr.Assistant	18030	80	2932	5409	350	0	26801
147	A.Ramesh Kumar	Sr.Assistant	13660	40	2222	4098	350	0	20370
148	B.Satyanarayana	Sr.Assistant	14440	40	2349	4332	350	0	21511

iteacherz.blogspot.com

149	B.Vijay Kumar	Sr.Assistant	21250	30	3456	6375	525	0	31636
150	A.Saipoomnachandra Rao	Sr.Assistant	19050	90	3098	5715	525	0	28478
151	G.Panini	Sr.Assistant	16150	50	2627	4845	350	0	24022
152	K.Sandhya	Sr.Assistant	13660	0	1286	4098	350	0	19394
153	A.Praveen Kumar	Sr.Assistant	6195	0	3735	0	150	1363	11443
154	K.Narayana Swamy	Sr.Assistant	11125	60	6707	3338	300	2448	23978
155	N.Suresh	Sr.Assistant	9740	210	917	2922	300	0	14089
156	G.Apparao Naidu	Sr.Assistant	5200	180	3135	0	150	1144	9809
157	S.Ramachandra Murthy	Sr.Assistant	14860	220	2417	0	350	0	17847
158	S.Rajender Reddy	Jr.Accountant	14050	15	2285	4215	350	0	20915
159	Anil Khambate	Jr.Accountant	15280	0	2485	4584	350	0	22699
160	B.Bhoopal	Jr.Accountant	12550	0	2041	3765	300	0	18656
161	Ponugothu Dasharath	Jr.Accountant	3939	0	641	1181	140	0	5901
162	B.V.Naga Madhavi	Jr.Assistant	10600	0	1724	3180	300	0	15804
163	T.V.Ramanamurthy	Jr.Assistant	15280	40	2485	4584	350	0	22739
164	M.Bala Gopala Prasad	Jr.Assistant	8680	0	1412	2604	300	0	12996
165	C.V.Ram Babu	Jr.Assistant	14440	40	2349	4332	350	0	21511
166	V.K.Mohan Rajan	Jr.Assistant	15700	0	2553	4710	350	0	23313
167	Ch.Prashantha Kumari	Jr.Assistant	8680	0	1412	0	300	0	10392
168	P.Nagarjuna Reddy	Jr.Assistant	10030	60	6047	3009	200	2207	21553
169	V.Narmada Bai	Jr.Assistant	13270	0	2158	3981	300	0	19709
170	R.Laxman Kumar	Jr.Assistant	10900	0	1773	3270	300	0	16243
171	A.Joseph	Jr.Assistant	14050	15	2285	4215	350	0	20915
172	P.Sai Sobhan Raju	Jr.Assistant	5605	0	3379	1682	150	1233	12049
173	R.Vanaja	Jr.Assistant	8680	0	0	2604	300	0	11584
174	M.A.Jabbar	Driver	18030	275	2932	5409	350	0	26996
175	K.S.R.N.Challar Rao	Driver	15700	290	2553	4710	350	0	23603
176	N.Krishna Mohan Reddy	Typist	16600	170	2700	4980	350	0	24800
177	P.S.Nageswara Rao	Typist	21250	1110	3456	6375	525	0	32716
178	M.Lazaru	Typist	10300	210	1675	3090	300	0	15575
179	M.Madhavi	Tel. Operator	14860	75	2417	4458	350	0	22160
180	K.Radhakrishna Murthy	Book Bearer	15700	15	2553	0	350	0	18618
181	N.Anil Kumar	Record Asst	14440	0	2349	4332	350	0	21471
182	Y.Ramesh	Record Asst	1595	0	1272	0	50	175	3092
183	N.Krishna	Record Asst	15700	0	2553	4710	350	0	23313
184	P.R.Ramesh Kumar	Jamedar	7570	0	4564	2271	150	1665	16220
185	P.Vijayalaxmi	Office Sub-ord	9460	0	1539	2838	300	0	14137
186	H.Das Babu	Office Sub-ord	10600	0	1724	3180	300	0	15804
187	A.Chakrapani	Office Sub-ord	10900	0	1773	3270	300	0	16243
188	C.Rajasekhar	Office Sub-ord	4150	0	2502	1245	100	913	8910
189	G.Ajay Kumar	Office Sub-ord	9740	0	1584	2922	300	0	14546

iteacherz.blogspot.com

190	T.Srihari	Office Sub-ord	10900	0	1773	3270	300	0	16243
191	K.Prabhakar	Office Sub-ord	7015	0	4229	2105	150	1543	15042
192	Shaik Mohammed	Office Sub-ord	10600	0	1724	3180	300	0	15804
193	Md.Ghouse	Office Sub-ord	13660	30	2222	4098	350	0	20360
194	M.Niranjanachary	Office Sub-ord	19050	20	3098	5715	525	0	28408
195	R.Balraj	Office Sub-ord	12550	0	2041	3765	300	0	18656
196	Nissar Ahmed	Office Sub-ord	10300	0	1675	3090	300	0	15365
197	Mohd Mohiuddin	Office Sub-ord	13660	0	2222	4098	350	0	20330
198	K.Lingam	Office Sub-ord	6505	0	3922	1952	150	1431	13960
199	Md.Rafiuddin	Office Sub-ord	6900	0	1122	2070	200	0	10292
200	M.Laxmaiah	Office Sub-ord	14860	0	2417	4458	350	0	22085
201	Md.Mahboob	Office Sub-ord	16150	900	2627	4845	350	0	24872
202	Md.Azam	Office Sub-ord	15280	0	2485	4584	350	0	22699
203	M.A.Hameed	Office Sub-ord	16150	20	2627	4845	350	0	23992
204	K.Kamamma	Office Sub-ord	14860	0	2417	4458	350	0	22085
205	Aktharunnisa	Office Sub-ord	13270	0	2158	3981	300	0	19709
206	Durga Bai	Office Sub-ord	14860	0	2417	4458	350	0	22085
207	Iqbal	Office Sub-ord	16150	50	2627	4845	350	0	24022
208	A.Yesu	Office Sub-ord	10300	0	1675	0	300	0	12275
209	B.Padmavathi	Office Sub-ord	14860	0	2417	4458	350	0	22085
210	A.Ramachander Rao	Office Sub-ord	12910	0	2100	3873	300	0	19183
211	A.Narayana	Office Sub-ord	14860	0	2417	4458	350	0	
212	Bhim Singh	Office Sub-ord	15280	0	2485	4584	350	0	
213	Md.Sameer	Office Sub-ord	9460	0	1539	2838	300	0	
214	Md.Fazulur Rahman	Office Sub-ord	3850	0	2321	1155	100	847	
215	Syed Yakub Ali	Watchman	19580	0	3184	5874	525	0	22085
216	Eswaramma	Scavenger	9460	0	1539	2838	300	0	14137
217	Md.Saber	Cycle Orderly	6900	0	1122	2070	200	0	10292
218	K.Naga Raju	Cycle Orderly	4595	0	2770	1379	100	1011	9855
219	T.Padmavathi	Sweeper	10020	0	1630	3006	300	0	14956

Proforma - II

Sl. No	Name of the Employees	Designation	Pay Rs.	SP / PP Rs.	DA Rs.	HRA Rs.	CCA Rs.	IR Rs.	Total Rs.
	Sarvasri								
1..	S. Sambasiva Rao	AO	27000	40 PP	4391	8100	525		40056
2	K. Sahadevudu	Professor	23670	-	20593	7101	240		51604
3	T. Prameela	Professor	43630	-	7096	12000	525		63251
4	K. Brahmaiah	Professor	20925	130 PP	15375	6000	300	4604	47334
5	Dr. L. Vijaya Kumari	Professor		-					
6	Dr. S. Vijaya Kumar	Professor	27450	75 PP	23882	8235	240		59882
7	H.M. Vanajakshi	Professor	37600	-	6115	11280	525		55520
8	J. Rahavalu	Professor	42590	190 PP	6927	12000	325		62232
9	A. Rajeshwar Rao	Professor	42590	260 PP	6927	12000	525		62302
10	Dr. N. Upender Reddy	Professor							
11	K. Krishna Veni	Professor	49360	160 PP	8028	12000	525		70073
12	T. Appala Venkata Tulasi Ramu	Professor	21550		15834	6000	300	4741	48495
13	N. Sarojini Devi	Lecturer	36700	50 PP	5969	11010	525		54254
14	Y. Raghava Reddy	Lecturer	17438		15171	5231	240		38080
15	B. M. Shakuntala	Lecturer	22800	50 PP	16753	6000	300	5016	50919
16	M. Deepika ,	Lecturer	18413		16019	5524	240		40196
17	D. Vijaya Lakshmi	Lecturer	20925		15375	6000	300	4604	47704
18	P. Revathi Reddy	Lecturer	17438		15171	5231	240		38080
19	P. Anuradha Reddy	Lecturer	17925		15595	5378	240		39138
20	B.M. Priyadarshini	Lecturer	18900		16443	5670	240		41253
21	S. Ram Kishan Rao	Lecturer	19290	130 PP	14174	5787	300	4243	43924
22	K. Yadagiri	Lecturer	40510	80 PP	6589	12000	525		59704
23	A. Uma Rani	Science Supervisor	15700		2553	4710	350		23313
24	B. Madhusudhan Rao	School Assistants	19580	130PP	3184	5874	525		29163
25	Smt. B. Yamini Bala	SGC	16150	-	2627		350		19127
Non Teaching Staff									
26	G.Rajamannaru	Superintendent	23650	30 PP	3846	7095	525		35,146
27	J.Seetha Maha Lakshmi	Superintendent	23040	60 SP 30 PP	3747	6912	525		34,314
28	T. Deva Darshan	Superintendent	18575	-	13648	5573	300	4087	42183
29	Shafath Hussain	Superintendent	24300	-	3952	7290	525		36067
30	B. Anasuya	Sr. Assistant	13660	-	2222	4098	350		20330
31	C. Srinivasulu	Sr. Assistant	14860	-	2417	4458	350		22085
32	S. Sambasiva Prasad	Sr. Assistant	22430		3648	6729	525		33332
33	Ahmed Raza Shah	Sr. Assistant	20110	60	3271	6033	525		29999
34	N. Raghupathi	Sr. Assistant	16150	40	2627	4845	350		24012
35	Moizuddin	Jr. Assistant	15700	40	2553	4710	350		23353
36	M.T. Ramanand	Jr. Assistant	15280	40 PP 50 FP	2485	4584	350		22789
37	R.Ravinder	Film Operator	14860	-	2417	4458	350		22085
38	G.Sreenivasa Reddy	Artist	20110		3271	-	525		23906
39	M.A. Jabbar	Record Assistant	15700		2553	4710	350		23313
40	K. Shankar	Record Assistant	11860	-	1929	3558	300		17647
41	G. Venkateswara Rao	Record Assistant	10600		1724	3180	300		15804
42	K.Vijayamma	Record Assistant	10600		1724	3180	300		15804

43	.G.V.Ramana Rao	Driver.	21820	275 SP 10 PP	3549	6546	525		32725
44	Bhoomaiah,Driver (O/o D S E)	Driver	16150	275 SP	2627	4845	350		24247
45	P.Vishnu Vardhan	Driver	15700	225 SP	2553	4710	350		23538
46	K.Lakshamma	Office Subordinate	10020	-	1630	3006	300		14956
47	Shaik Raheemuddin	Office Subordinate	4190	-	3942	838	95	356	9421
48	V.Seetha Rama Rao	Office Subordinate	9050	20	6650	2715	200	1991	20626
49	B.Nagabhooshanam	Office Subordinate	15700	-	2553	4710	350		23313
50	Susheela,	Office Subordinate	14440	-	2349	4332	350		21471
51	S.Rajamma,	Office Subordinate	15280	-	2485	4584	350		22699
52	D.Aravind Kumar	Office Subordinate	14860	900 PHA	2417	4458	350		22985
53	Srisailam, Attender	Office Subordinate	14860	-	2417	4458	350		22085
54	.V.Rama Chandra Rao	Night Watchmen	10285	20 FP	7557	3086	200	2263	23411
55	E.P. Ananda Rao,	Night Watchmen	14440	50 FP	2349	4332	350		21521
56	P. Geetha	Sweeper	4150	-	3049	1245	100	913	9457

Chapter 11:

The budget allocated to each of its agency, indicating the particulars of all plans, proposed expenditures and reports on disbursements made.

An amount of Rs.14,000 crores has been allocated to implement all the plan schemes including CSS Matching schemes and state schemes for the year 2009-10. Already kept in the website www.aponline.gov.in

Chapter 12:

The manner of execution of subsidy programmes, including the amounts allocated and the details of beneficiaries of such programmes;

Already kept in the website www.aponline.gov.in

Chapter13:

Particulars of recipients of concessions, permits or authorizations granted by it;

No receipts and concessions or authorizations granted by this dept.

Chapter14:

Details in respect of the information, available to or held by its, reduced in an electronic form,

Already kept in the website www.aponline.gov.in

Chapter 15:

The particulars of facilities available to citizens for obtaining information, including the working hours of a library or reading room, if maintained for public use;

PARTICULARS OF FACILITIES AVAILABLE IN THE SCERT LIBRARY

The Library is enriched with 12,000 volumes of Books, consists of various subjects, Pedagogy, General Awareness and updated information mentioned above.

NCERT journals, India Academy of science journals, and other Magazines and periodicals.

Reference Books, Encyclopedias, Various Dictionaries.

The working hours of the SCERT Library is office hours, i.e., from 10.30 am to 5.00 pm. Whenever the programmes, workshops, Text book writing are conducting at SCERT the library will extend the timings as per the needs of the participants, need of the workshop. Also with the permission of the Director, SCERT the library services can be extended to all the citizens.

The library users are all the Teaching and Non - Teaching staff of the following institutions.

SCERT - State Council of Education Research and Training
APOSS - Andhra Pradesh Open School Society
SSA - Sarva Shiksha Abhiyaan Andhra Pradesh
All concerned Government and Non – Government institutions.

It is also extended the library reference service to all the teachers of Andhra Pradesh and Research scholars of various universities.

Details are as follows:

SCERT - LIBRARY Documentation and Information

The basic idea of library is to transform Library service by making them more personalize more interactive, more collaborative and more web-based, driven by community needs. The SCERT Library Collects, Organizes and Disseminates Primary, Secondary and Tertiary resources in school education, it support Academics, Researcher and staff through conventional references

SCERT library is located in the central part of the main building comprising Reading room that can Host around 20 readers at a time I a well ventilated condition with sufficient lighting and good academic environment.

The main objective of the SCERT Library is to supplement the efforts of the SCERT in fulfillment of its main objective towards Quality improvement of School Education and District Institute of Education and Training Colleges in the State. In this context the main function of Library in Documentation is as follows.

The Functions of SCERT Library :-

- a. To support Academics, Researchers, Text book Writers, Module writers and Manna TV lesson programme designers through

conventional references and document delivery services from time to time.

- b. To collect organize and disseminate Primary , Secondary and Tertiary resources in School Education.
- c. It also extending resource to Sister Organization like Andhra Pradesh Open School Society and Rajiv Vidya Mission (SSA) , Hyderabad.

Information Literacy:

Information is a source of instant power as it facilitates decision - making , problem solving, and action – taking . Information Literacy is the ability to make sense of information for managing success and staying ahead of change and competition.

MAGAZINES / PERIODICALS

- 1.P.C Quest
2. Data Quest
3. Readers Digest
4. Competition Success Review
5. Wisdom
- 6.Competition Refresher
- 7.Science Reporter
- 8.Edu – Tracks
- 9.Bio – Spectrum
- 10.India Today
- 11.Vijeta Competition

NCERT Journals

- 1.School Science
- 2.Journal of Indian Education
- 3.The Primary Teacher
4. Pradamik Shikshak (Hindi)

Documents (Books)

The library enriched with 12,000 volumes covering various subjects like Education , Psychology , Mathematics , Science , Social Studies , English , Telugu , Urdu , Hindi Philosophy , Statistics and other General Books.

REFERENCE BOOKS IN ENGLISH

1. Vignana Sarvasvamu
2. Shabdha Ratnakaram
3. Amara Kosham
4. Telugu Dictionary - By Shankar Narayana

NEW S PAPERS

It subscribe the following newspapers

1. Deccan Chronicle
2. Saakshi
3. Eenaadu
4. Vaartha

ACQUISITION

The following materials is being added to the stock of the SCERT , Library

1. Text books from CBSE, ICSE, NCERT (All in English)
2. Text book from Telugu Academy D.Ed Intermediate and Degree books
3. Books on Education

Library is useful for Teacher Training Programmes , Text Books Writer , Module writers the field of Education.

The Library is useful for capacity building of the SCERT, Professor, Lecturers and Teacher Educators and teachers in the School Education Department.

PROPOSED PROGRAMMES FOR THE YEAR 2010-11

- Computerization of Documents (Work is Started)
- Library Card system is proposed to introduce to the staff members
- Internet access to the Library users
- Digital Library
- Subscription of day to day journals in the filed on Education and Technology
- Purchases of New Books in the filed of Education and Technology.

Chapter16:

The names, designations and other particulars of the public Information Officers:-

Rule 5(1) OF INFORMATION ACT, 2005
THE NAMES DESIGNATIONS AND OTHER PARTICULARS OF THE PUBLIC INFORMATION OFFICERS
PARTICULARS OF PUBLIC INFORMATION OFFICERS/ASSISTANT PUBLIC INFORMATION OFFICERS/APPELLATE AUTHORITIES UNDER THE CONTROL OF COMMISSIONER & DIRECTOR OF SCHOOL EDUCATION ANDHRA PRADESH, HYDERABAD.

RULE 5(1)(b) OF INFORMATION ACT, 2005

THE NAMES DESIGNATIONS AND OTHER PARTICULARS OF THE PUBLIC INFORMATION OFFICERS

PARTICULARS OF PUBLIC INFORMATION OFFICERS/ASSISTANT PUBLIC INFORMATION OFFICERS/APPELLATE AUTHORITIES UNDER CONTROL OF DIRECTOR OF SCHOOL EDUCATION ANDHRA PRADESH, HYDERABAD

Sl. No.	Name of the Office	Public Information Officers	Assistant Public information Officers	Appellate Authority
1	Director of School Education, Andhra Pradesh, Hyderabad	Sri.B.Sudhakar, Additional Director (C) O/o Director of School Education, A.P. Hyderabad 23231943	Sri .K.Gowri Shanker , Asst.Director, O/o Director of School Education, A.P.(P&C) O/o the Director of School Education, A.P. Hyderabad 23236355(O)	Sri.N.Siva Sankar I.A.S Commissioner & Director of School Education, Andhra Pradesh, Saifabad, (FAC)Hyderabad04. 9849909191 (O) 23232343
2	Director, SCERT, Andhra Pradesh, Hyderabad	Sri.B.Sudhakar, Additional Director (C) O/o Director of School Education, A.P. Hyderabad 23231943	Sri S.Sambha SivaRao AD O/o Director, SCERT, Andhra Pradesh, Hyderabad (c) 9000551594	Sri.N.Siva Sankar I.A.S Commissioner & Director of School Education, Andhra Pradesh, Saifabad, (FAC)Hyderabad04. 9849909191 (O) 23232343
3	Regional Joint Director of School Education, Kakinada	Sri M.Sai Ram AD O/o Regional Joint Director of School Education, Kakinada (0) 95884 2370762	Sri B.Satyanarayan Supdt O/o Regional Joint Director of School Education, Kakinada (0) 95884 2370762	Dr.D.V. Krishna Vanik, RJDSE, Kakinada 98499 09150
4	Regional Joint Director of School Education, Guntur	Sri P.Karunakar AD O/o Regional Joint Director of School Education, Guntur (0) 95863 2230359	Sri L.Rambabu Supdt O/o Regional Joint Director of School Education, Guntur (0) 95863 2230359	Sri M.R. Prasanna Kumar, RJDSE, Guntur – 98499 09149
5	Regional Joint Director of School Education, Kadapa	Sri Srinivasa Rao AD O/o Regional Joint Director of School Education, Kadapa (0) 958562 244202	Sri Rama Lingam Supdt O/o Regional Joint Director of School Education, Kadapa (0) 958562 244202	Sri B. Manmade Reddy, RJDSE, Kadapa 98499 09148
6	Regional Joint Director of School Education, Warangal	Sri Hayagaveria chary AD O/o Regional Joint Director of School Education, Warangal (0) 95870 2577924	Sri Muralikrishna Reddy Supdt O/o Regional Joint Director of School Education, Warangal (0) 95870 2577924	Sri P. Laxma Reddy, RJDSE, Warangal 9849909148
7	Regional Joint Director of School Education, Hyderabad	Sri K.Pentaih AD O/o Regional Joint Director of School Education, Hyderabad (C) 9441273568	Sri Mohd Abdul Ghani Supdt O/o Regional Joint Director of School Education, Hyderabad	Sri R. Surrender Reddy, RJDSE, Hyderabad 98499 09147
8	District Educational Officer, Srikakulam	Sri NKTR Charayulu AD O/o District Educational Officer, Srikakulam (0) 958942 221147	Sri Durgaprasad Reddy Supdt O/o District Educational Officer, Srikakulam (0) 958942 221147	Sri L.Viykunta Rao (FAC) D.E.O.Srikakulam 98499 09101 / 220161
9	District Educational Officer, Vizianagaram	Smt B.RamaDevi AD O/o District Educational Officer, Vizianagaram (0) 08922-273742 (c) 9849909232	Sri B.Manmad Rao Supdt O/o District Educational Officer, Vizianagaram (0) 08922-273742 (c) 9866621914	Sri Y.Balaiah, District Educational Officer, Vizianagaram 98499 09102 (0) 08922-273742
10	District Educational Officer, Visakhapatnam	Smt M.RajaKumari AD O/o District Educational Officer Visakhapatnam (0) 95891 2562240	Sri Rama Raj Supdt O/o District Educational Officer Visakhapatnam (0) 95891 2562240	Sri M.Suryanarayana (FAC), District Educational Officer, Visakhapatnam 98499 09103

11	District Educational Officer, East Godavari, Kakinada	Smt K.N.V.S. Annapurna AD O/o District Educational Officer, East Godavari, Kakinada (0) 958842379328	Smt K.Jayalaxmi Supdt O/o District Educational Officer, East Godavari, Kakinada (0) 958842379328	Smt R.S. Ganga Bhavani (FAC), District Educational Officer, East Godavari, Kakinada 98499 09104, 98499 09234
12	District Educational Officer, West Godavari, Eluru	Sri D. Venkayya AD O/o District Educational Officer West Godavari, Eluru (0) 958812 230343 (c)9849909235	Smt N.K.Annapurna Supdt O/o District Educational Officer West Godavari, Eluru (0) 958812 230343	Sri P. Srinivas, District Educational Officer (FAC) West Godavari, Eluru 98499 09105
13	District Educational Officer, Krishna, Machilipatnam	Sri K.Lankeshwara Babu AD O/o District Educational Officer, Krishna, Machilipatnam (0) 958672 252946	Sri T.Deva Kumar Supdt O/o District Educational Officer, Krishna, Machilipatnam (0) 958672 252946	Sri D venkata Subbaiah, District Educational Officer, Krishna, Machilipatnam 98499 09106, 9849909236
14	District Educational Officer, Guntur	Sri K.Prakash Rao AD O/o District Educational Officer, Guntur (0) 95863 2234793 (c) 9849909237	Sri A.Samba Siva Rao Supdt O/o District Educational Officer, Guntur (0) 95863 2234793 (c) 9848635253	Smt P.Parvathi (FAC) District Educational Officer, Guntur 9849909107,
15	District Educational Officer, Prakasam	Sri PKR Balaji AD O/o District Educational Officer Prakasham (0) 958592 233729	Sri P.HanumanthRao Supdt O/o District Educational Officer Prakasham (0) 958592 233729	Sri B.V. Vijay Bhaskar (FAC), District Educational Officer, Prakasam 9849909108, 9849909238
16	District Educational Officer, Nellore	Sri Gopala Krishna AD O/o District Educational Officer, Nellore Dist (0) 95861 2327852	Sri S.Jhani Ahmed Supdt O/o District Educational Officer, Nellore Dist (0) 95861 2327852	Sri E. Balakasaiah, District Educational Officer, Nellore Dist (0) 95861 2327852 (C) 9849909109
17	District Educational Officer, Chittoor	Sri Uday giri AD O/o District Educational Officer, Kadapa (0) 958572 229189	Sri Rama Subba Rao Supdt O/o District Educational Officer, Kadapa (0) 958572 229189	Sri K. Samuel (FAC), District Educational Officer, Kadapa 98499 09111 9849909241
18	District Educational Officer, Kadapa	Sri Chadrashekar Raju AD O/o District Educational Officer Kappa	Sri V.Z. Ramesh Kumar Supdt O/o District Educational Officer Kappa	Sri S. Srinivasa Rao (FAC), District Educational Officer Kappa FAC 98499 09110 9849909240
19	District Educational Officer, Anantapur	Sri Khadeer Moinhuddin AD O/o District Educational Officer, Anantapur (0) 958554 274347	Sri Ezaiaz Basha Supdt O/o District Educational Officer, Anantapur (0) 958554 274347	Sri V. Premanandam, District Educational Officer, Anantapur 9849909112 9849909242
20	District Educational Officer, Kurnool	Sri Kaleem AD O/o District Educational Officer, Kurnool (0) 958518 277064	Sri Ramanjaneluyu Supdt O/o District Educational Officer, Kurnool (0) 958518 277064	Sri M. Ramalingam, District Educational Officer, Kurnool 9849909113 9849909243
21	District Educational Officer, Mahabubnagar	Sri R.Suryanarayana AD O/o District Educational Officer, Mahabubnagar (O) 958542 222250	Sri Janardhan Rao Supdt O/o District Educational Officer, Mahabubnagar (O) 958542 222250	Sri G.A. Hemnath Rao, District Educational Officer, Mahabubnagar 9849909114
22	District Educational Officer, Ranga Reddy	Sri N.Janardhan AD O/o District Educational Officer, Ranga Reddy (C) 9959645100	Sri CH.N.V.S. Prasad Supdt O/o District Educational Officer, Ranga Reddy (0) 040 23232557	Sri P.V. Srihari, District Educational Officer, Ranga Reddy 9849909115 9849909245
23	District Educational Officer, Hyderabad	Sri Muralidhar AD O/o District Educational Officer Hyderabad 9989709703	Sri Syed Hadi Hussain Jaffary Supdt O/o District Educational Officer Hyderabad	Sri S. Jagannadh Reddy (FAC), District Educational Officer, Hyderabad 9849909116 9849909246
24	District Educational Officer, Medak at Sangareddy	Sri H.Ramesh Babu AD O/o District Educational Officer Medak (0) 958455 276434	Sri Vijaya Kumar Supdt O/o District Educational Officer Medak (0) 958455 276434	Sri G. Gopal Reddy (FAC), District Educational Officer, Medak 9849909117 9849909247

25	District Educational Officer, Nizamabad	Sri MD Rafiq AD O/o District Educational Officer Nizamabad (0) 958462 220903	Sri Dennis Prakhachasan Supdt O/o District Educational Officer Nizamabad (0) 958462 220903	Sri K. Satyanarayana Reddy (FAC), District Educational Officer, Nizamabad 9849909118 9849909248
26	District Educational Officer, Adilabad	Smt K.Asha Reddy AD O/o District Educational Officer, Adilabad	Sri Rajender Supdt O/o District Educational Officer Adilabad	Sri G. Krishna Rao (FAC), District Educational Officer, Adilabad 9849909119 9849909249
27	District Educational Officer, Karimnagar	Sri Purnanand Rao AD O/o District Educational Officer, Karimnagar (0) 95878 2243268	Sri Refeeq Supdt O/o District Educational Officer, Karimnagar (0) 95878 2243268	Sri N. Rameswara Raju, District Educational Officer, Karimnagar 9849909250
28	District Educational Officer, Warangal	Sri B.J.Pushapa Raju AD O/o District Educational Officer Warangal (0) 95870 2577924	Sri Jaya Ramulu Supdt O/o District Educational Officer Warangal (0) 95870 2577924	Smt Chatinaya Jenniy (FAC), District Educational Officer, Warangal 9849909121 9849909251
29	District Educational Officer, Khammam	Sri A.Bhngam AD O/o District Educational Officer, Khammam (0) 958742 228494	Sri Narayana Supdt O/o District Educational Officer, Khammam (0) 958742 228494	Smt G. Jhansi Ratna Kumari (FAC), District Educational Officer, Khammam 9849909122 9849909252
30	District Educational Officer, Nalgonda	Sri K.Krishna Reddy AD O/o District Educational Officer, Nalgonda (c) 9160019477	Sri R.Narsimha Rao Supdt O/o District Educational Officer, Nalgonda (c) 9849481329	Sri P. Sundara Rao, District Educational Officer, Nalgonda. 9849909123

In all the High Schools the public information officer is Head Master of respective schools and Senior Most School Assistant is Assistant Public Information Officer and Deputy Educational Officer is the appellate authority.

Chapter 17:

Such other information as may be prescribed; and thereafter update these publications every year.

Time to time instructions have been issued to all the subordinate officers in the state under their administrative control to update, publish and disseminate the information at frequent intervals,

I. COMMISSIONER & DIRECTOR OF SCHOOL EDUCATION

Education develops manpower for different levels of the economy. It determines the level of prosperity of the Nations. Education is a unique investment not only for the present but for future as well. This cardinal principle is key to the policy of education of the Government. The Government of Andhra Pradesh is determined to steadily increase overall literacy levels from the current 60.47% (2001 Census) to over 95%.

The school education consisting of primary and secondary stages, gives greater significance and aims at imparting minimum and essential general education to all the children in age groups of 6-15 years and to equip them with necessary competencies to shape them as useful and productive citizens of the country. The Government of Andhra Pradesh has adopted the national pattern of education i.e., 10+2+3. Out of 10 years of schooling, the first 5 years i.e., Classes I to V constitute

the Primary stage, the next two years i.e., Class VI to VII the Upper primary stage and the remaining 3 years i.e., Classes VIII to X, the Secondary stage.

Government is committed to provide quality education and to achieve the goal of Universalisation of Elementary Education through various schemes and programmes. Broadly speaking, the strategies and programmes to achieve the aims and objectives of education at primary and secondary level are:

- Early Childhood Education to the children of age group 3 to 6 years;
- Universalisation of elementary education to the children of age group of 6 -15 years till they complete the elementary education through Formal and Alternative modes;
- More-educational opportunities to Tribal children through Tribal Residential schools;
- Training programme to teachers and teacher educators to improve the quality of teaching through in-service training Programmes by SCERT., & DIETs.
- Introduction of computer courses at Secondary Level.

School Data:

Sl.No.	Schools	No. of Schools	Teachers	Enrollment
1.	Primary Schools	65932	169159	5392253
2.	Upper Primary Schools	15384	90077	2395849
3.	High Schools	18143	187709	5477427
Grand Total		99459	446945	13265529

Provision made in the Budget Estimates 2010-11

(Rs in thousands)

Head of Account	Non-Plan	Plan	Total
2202 – General Education			
01-Elementary Education	45515868	6242492	51758360
02-Secondary Education	30605926	3894617	34500543
05-Lang.Development	287226	4030	291256
80-General	599608	10900	610508
Sub Total	77008628	10152039	87160667
2204-Sports & Youth Services	34953	5500	40453
2059-Public Works	591820		591820
4202-Capital Out Lay on Education Sports, Art and Culture		3535000	3535000
Sub Total	77635401	10157539	87792940
Grand Total	154644029	20309578	174953607

A. MID-DAY MEAL SCHEME

Introduction:-

- Midday Meal Scheme is being implemented in the State from January 2003 to the children of classes I to VIII.
- From 13.10.2008 to the children of classes IX and X.

Objectives:-

- To improve the Nutritional Status of children.
- **To motivate the children to attend the school regularly.**
- **To provide Nutritional Support.**

Coverage of Schools in 2010-11.

1. Primary: (I to V) Govt. +GA+LB Schools : 55592

AIE/EGS : 2483
Madrasas /Maqtabas : 948

Total Schools : 59023

2. Upper Primary (VI to VIII) Govt.+GA+LB+AIE/EGS : 10016

Total Schools : 10016

Coverage of Children in 2010-11.

Stage	Enrollment	Mid day Meals served
Primary	45.47 Lakhs	38.76 Lakhs
Upper Primary	24.97 Lakhs	21.22 Lakhs
High Schools	14.21 Lakhs	14.21 Lakhs

Feeding Days:-

- Total No. of working days during academic days 220 days

Menu:-

- **Menu is flexible with cooked rice and sambar, Pulihar being the main menu with egg or banana twice a week.**

Unit Cost:-

- **The Cooking / Conversation Cost during this academic year 2010 -2011 is as per GO.Ms.No.7, dated.22.02.2010 the revised cooking cost per Child per working day is as follows w.e.f. 01.04.2010.**

Stage	Central	State	Total
Primary (I- V)	Rs.1.88	Rs.1.67	Rs.3.55
Upper Primary (VI- VIII)	Rs.2.81	Rs.1.15	Rs.3.96

Food norms:-

Sl.No	Items	Quantity per Day per child	
		Primary	Upper Primary
1	Food Grains	100 grms	150 grms
2	Pulse	20 grms	30 grms
3	Vegetables (leafy also)	50 grms	75 grms
4	Oil & Fat	5 grms	7.5 grms
5	Salt & Condiments	As per need	As per need

Engagement of Cook Cum Helpers:-

- One cook-cum-helper may be engaged in a school having up to 25 students, two cooks-cum-helpers for schools having 26 to 100 students, and one additional cook-cum-helper for every additional up to 100 students w.e.f. 01.04.2010.
- Provision for payment of honorarium to cook-cum-helper @ Rs.1000 per month i.e. Rs. 750 and Rs.250 per Month as Central and State share respectively.

Implementing Agencies:-

- In rural areas DW CRA/Self Help Groups/SEC/Other agencies like temple, NGOs of proven track record, charitable trusts/Group of Parents (in this order of preference) are identified by the MROs in Rural Areas.
- In Urban areas community development societies (CDS)/NGOs/Urban SHGs/DWCUA/SEC/Other Agencies like Temples/NGOs of proven track record/ charitable trusts/Group of Parents (in this order of preference) are identified by a committee headed by the MRO.

Central budget- Releases in 2010-11 (1st Quarter):-

In Crores							
S.No	Components	Allocation			Release of 1st Installment		
		Primary	Upper Primary	Total	Primary	Upper Primary	Total
1	Cost of Food grains	4818.60	3956.70	8775.30	1204.65	989.17	2193.82
2	Cooking Cost	17227.57	14099.40	31326.97	4306.89	3524.85	7831.74
3	Transportation of Charges	639.64	525.23	1164.87	159.91	131.31	291.22
	Total (1+2+3)	22685.81	18581.33	41267.14	5671.45	4645.33	10316.78
4	MME	0	0	935.19	0	0	233.80

5	Honorarium to Cook Cum Helpers	0	0	10687.7	0	0	2671.93
Grand total		22685.81	18581.33	52890.06	5671.45	4645.33	13222.51

State Budget and Releases during the year 2010-11, for Primary & U.P.

Cooking cost:

Rs. in Crores

Stage	Budget - Provision	Releases		Total
		1 st installment	2 nd installment	
1	2	3	4	5
Primary	180.00	45.00	45.00	90.00
Upper Primary	70.00	17.50	17.50	35.00
Total	250.00	62.50	62.50	125.00

Honorarium to Cook Cum Helpers:-

Stage	Budget - Provision	Releases	Total
		1 st installment	
1	2	3	4
Primary & Upper Primary	35.63	8.91	8.91
Total	35.63	8.91	8.91

State Budget and Releases during the year 2010-11, for High Schools (IX & X)

Budget released vide GO. Rt.No.441, Dt:04.08.2001, towards cooking cost, foodgrains, Transportation charges.

Components	Budget - Provision	Releases	Total
		1 st installment	
1	2	3	4
Cooking Cost	140.72	8.48	8.48
Foodgrains	107.89	50.00	50.00
Transportation charges	3.52	4.02	4.02
Total	252.13	62.50	62.50

Food grains (I to VIII):-

GOI released food grains for the 1st,2nd quarters i.e., up to 30.09.10 as detailed below:

MTs

Food Grains Allocated to State for the year 2010-11				
S.No.	Quarter wise	Primary	Upper Primary	Total
1	1st quarter	12726.92	8497.54	21224.46

2	2nd, quarter	26331.56	17581.45	P43913.01
Total		39058.48	26078.99	65137.47

Food Grains Cost (under State Budget IX & X– 2010-2011

				<u>Rs. in Crores</u>
Classes	Enrolment	Requirement of Rice @ 150 gram per child per day for 220 working days	Estimated cost of Rice in B.E. 2010-11 (Estimated Rice cost @ 23,000 per MTs) under State Budget 100%	Released
IX & X	1421.514	46909.96 MTs	Rs.107.89 crores	50.00

B. AREA INTENSIVE PROGRAMME FOR EDUCATIONALLY BACKWARD MINORITIES:

The scheme is formulated with an objective of development of educational facilities to minorities with cent percent central assistance. Grants are provided for opening of new Urdu medium schools, construction of additional class rooms and construction of residential school buildings for girls etc. in the areas identified by the Government of India as educationally backward minorities concentrated areas. It also focuses on new trends in the field of education being extended to educationally backward minorities by providing basic educational infrastructure and physical facilities in 9 areas/blocks identified by the Government of India as educationally backward minority concentrated areas viz., 1. Kurnool, 2. Nandyal, 3. Atmakur(Kurnool District), 4. Rayachoti, 5. Kadapa(Kadapa District), 6. Kadiri (Anantapur District), 7. Musheerabad(Hyderabad District), 8. Bodhan(Nizamabad District) and 9. Zaheerabad(Medak District), which do not have adequate provision for elementary and secondary education. The activities for which financial assistance is provided are: -

1. Establishment of new primary schools/upper primary schools
2. Strengthening of educational infrastructure and physical facilities in primary and upper primary schools.
3. Opening of multi-stream residential higher secondary schools for girls.

An amount of Rs.880.00 lakh is provided in the Budget estimates 2010-11.

C. MODERNIZATION OF MADARASA EDUCATION:

A scheme of Modernisation of Madarasa Education is implemented with 100% central assistance from GOI, under which grant-in-aid is provided to traditional institutions like, Madarasas/Makhtabs for introducing modern subjects like, mathematics, science, social studies and English. An amount of Rs. 240.00 lakhs is provided in the Budget estimates.

D. IMPROVEMENT OF URDU EDUCATION_:

The objective of the scheme is to provide financial support to the State/Union Territories Governments for appointing Urdu Teachers/Honorarium to existing teachers for teaching Urdu to the students with a view to promote Urdu in the State/Union Territories wherever necessary.

The Central Assistance (100% CSS) on approved pattern shall be admissible to the State Government for appointment of Urdu teachers on new posts and giving honorarium to the existing Urdu Teachers for teaching Urdu in Schools.

The Scheme is being implemented in 9 areas/blocks identified by the Government of India as Educationally Backward Minorities concentrated areas viz., (1) Kurnool (2) Nandyal (3) Atmakur in Kurnool District, (4) Kadapa (5) Rayachoti in Kadapa District (6) Kadiri in Anantapur District (7) Musheerabad in Hyderabad (8) Bodhan in Nizamabad and (9) Zaheerabad in Medak District.

An amount of Rs.583.78 lakh is provided in the Budget Estimates 2010-11

E. RASHTRIYA MADHYAMIK SHIKSHA ABHIYAN-(RMSA)

“Rashtriya Madhayamik Shiksha Abhiyan” is a newly introduced Centrally Sponsored Scheme in our State. This project is going to be implemented in 11th FYP from the academic year 2009-10 (CSS 75% and State Share 25%) and being continued upto 12th FYP with (CSS 50% and State Share 50%). The main objective of this scheme is to provide access of Secondary Education for the group of 14 to 18 years.

The goals, objective and strategies of the scheme are as follows:

Objectives of Rashtriya Madhayamik Shiksha Abhiyan

- Providing necessary physical facilities, teaching and non – teaching staff for every secondary school. Further financial assistance will be given for Government/ Local body/ Aided Schools.
- To see that no student shall be deprived of secondary education because of gender disparity, socio economic reasons, disability or any other reasons.

Strategies

Access: Presently in our state there is 85.5% access to secondary education. In order to bring access of secondary education to the rest of 14.5% of 14-18 year children

Enrolment: Present enrolment in secondary schools is 69.99%. In order to achieve 75% by 2012, 100% enrolment by 2017

Equity: To remove the disparities in enrolment and quality achievement among boys and girls of different social groups, it is proposed to set goals for every year and strive to achieve the same.

Quality: To achieve quality at secondary level it is proposed to

- Provide infrastructure facilities like, classrooms, furniture, library and Science, Mathematics, Computer, Art, Craft and Culture Laboratories.
- Appointing additional teachers.

- Giving necessary training to teachers in content enrichment and teaching skills in order to strengthen their competencies.

Norms

As per the GOI Norms the following facilities are provided to the Secondary schools in the State

Classrooms Construction:

- Constructing two additional classrooms for needy secondary schools

Laboratory:

- Construction of integrated Science Laboratory for Physics, Chemistry, Biology and Mathematics.

Laboratory Equipment:

- Providing laboratory equipment for the of newly constructed laboratories.
- Providing grant for existing laboratories for the purchase additional equipment.

Construction of Rooms:

For all the upgraded Upper Primary Schools and needy Secondary Schools

- a) Headmaster room
- b) Office room
- c) Computer room
- d) Art, Craft, Culture room
- e) Library
- f) Separate drinking water facility for boys and girls
- g) Separate toilet facilities for boys and girls
- h) Furniture
- i) Building repairs

Annual grants for Schools:

- For the purchase of Teaching Learning Material, Games equipment, Music, Drawing, Art education material and for their maintenance, every secondary school will be given Rs. 50,000 annually.

Laboratory maintenance grants:

- For the purchase of laboratory equipment maintenance Rs. 25,000 will be provided.

Library, New Paper grants:

- For every secondary school library books were Rs.1 Lakh would be provided.
- Rs. 10,000 for every school for the purchase of magazines, news papers and purchase of new books to the library will be provided annually.

Electricity, Telephone and Water expenses:

- Rs. 15,000 for every school towards meeting the expenditure on electricity, telephone and water bills.

Salaries of staff:

- Salaries of teachers, lab attendants, clerks and watchman would be met.

Teacher Training:

Headmasters and Teachers will be given 5 days training every year.

District Level Science Exhibition:

- For the Organization of district science fairs Rs.1.50 Lakhs will be given to every district annually.

It is also informed that a society was registered under Andhra Pradesh Societies Act 2001 called "Andhra Pradesh Secondary Education Society" on 21.10.2009 at Hyderabad to implement the RMSA and related Schemes with registration no.660 of 2009 with an objective to achieve a General Enrollment Ratio (GER) of 75% in Classes IX to X within 5 years and to cover 10,187 High Schools (8155 Zilla Parishad, 306 Municipal, 1726 Government) with 32,49,900 Children in the State.

Further it is submitted that Government have issued orders for construction of various Committees at State, District and School level for implementation of the scheme of "Rashtriya Madhayamik Shiksha Abhiyan" (RMSA) in the state under Centrally Sponsored Scheme vide G.O. Ms.No.114 SE(SE.PROG.I) Dept., dated.07.10.2009 and also permitted the concerned Committees at State, District and School level for opening of Bank accounts relating to RMSA scheme in nearby Nationalized Banks only vide Society Act. Accordingly "Andhra Pradesh Secondary Educational Society" was registred under Andhra Pradesh Societies Act 2001 with No.660 of 2009 on 21.10.2009.

The said two Government orders have been communicated to all the District Educational Officers in the state with a request to take necessary action accordingly and also requested to open a Bank Account at District and School level with the follows:

At District Level:

The District Educational Officer and Ex-District Programme Co - Coordinator and the District Collector will be a joint holder pf the account at District level.

At School Level :

The Head Master/Principal & Vice Chairman/Vice Principal of the School Education Committee will be the Joint holder of the account at School level.

Release of Funds.

- The Government of India vide Lr.No.F1-23/2009Sch.I, dated.25.08.2009 have informed that an amount of Rs.230.00 lakhs has been approved for under taking preparatory activities in 23 districts, subject to release of matching state share of Rs. 76.67 lakhs within one months of the release of Central Share under RMSA.
- Government vide Go Rty No. 4325 Fin (ESE) Dt. 08.12.2009 and Go Rt No. 699 SE (Prog.I) Dept., Dt.11.12.2009 have issued Bdget release order and sanction order for an amount of Rs.2,30,00,000/- from the B.E. 2009-10 in the relaxation of Treasury Control orders towards preparatory activities implementation of RMSA Programme in Andhra Pradesh and the same amount and the released as Central share.
- The Government vide Go. Rt. No 65 SE (Prog.I) Dept. dt.06.02.2010 have issued administrative Sanction Order and released the amount of Rs.76.67 lakhs (Rupees: Seventy Six Lakhs Sixty Seven Thousands only) for the B.E. 2009-10 towards preparatory acivities implementation o RMSA scheme of matching State Share.
- RMSA Annual Work Plant for year 2009-10 was submitted to Government of India for sanction an amount of Rs.173016.58 lakhs. But Govt. of India 3rd PAB meeting held on 22.02.2010 have approved and recommended for sanction and released and an amount 753.4220 lakhs for the yerar 2009-10.
- Further vide Lr.No.F.1-66/2009-sch-1, dated.11th March, 2010 the Government of India, MHRD, New Delhi have sanctioned and released an amount of Rs.12.75 Crores as 1st installment of Central Share of recurring grant (25% of Central Share) as Grant –in-Aid to the Andhra Pradesh Secondary Education Society, Hyderabad towards implementation of Rashtriya Madhyamik Shiksha Abhiyan (RMSA) programme in Andhra Pradesh for the year 2009-10 to meet expenditure under the following components:

School Annual Grant for 10163 government secondary schools, as per the following break –up

1. Repair –replacement of laboratory equipments and purchase of lab consumables for Government Schools.
2. Purchase of books, periodicals, newspapers for Government schools
3. Water /Electricity charges etc. for Government schools

Minor repair for 8548 government secondary schools In service training for 5000 government and government aided secondary level teachers.

Accordingly for component no.1 an amount of Rs.7,425/- has been released to each of the 9981 Government Secondary Schools out of 10,163 in the State and for component no. II and amount of Rs.4687/- has been released to 8548 Government Secondary Schools in the State. Regarding component no. III State Level resource persons training (s), preparation of enrichment material/modules relating to languages

and non-language subjects have already been completed and the District Level Resource Persons training at State Level was conducted in three venues at Hyderabad from 06.04.2010 to 27.04.2010 and trained 1732 (in all subjects including languages). At District Level in the State in three spells 48104 teachers were trained out of 53379 in the subjects of Maths, Physical Science, Biological Science, Social Studies, English, Telugu and Hindi.

It is submitted that Government have sanctioned the State share of Rs.425.17 lakhs as matching state share vide G.O.Rt.No.282 SE (Prog.I) dept., dated.05.06.2010 against the GO 1 released amount of Rs. 12.75 Crores as first installment of Central Assistance. Out of 425.17 lakhs an amount of Rs.93.54 Crores has been released by PAO, Hyderabad and remaining amount is yet to be released.

Further an amount of Rs.257.00 Crores have been sanctioned and released by GO 1, MHRD, BNew Delhi as first installment towards implementation of RMSA in the State for the year 2010-2011 as non-recurring grant for construction of Civil works and lab equipment including Furniture for 1656 Secondary Schools and Major repairs in 3067 Secondary Schools in the State. Out of this an amount of Rs.6,00,000/- has already been released to each of the 1656 schools as first installment for construction of civil works

F. SUPPLY OF FURNITURE TO GOVT. HIGH SCHOOLS:

Most of the High Schools under Government and Z.P. Management are functioning in the State without adequate furniture for the students and staff. Furniture is one of the basic infrastructure requisites of a school. Government have decided to provide required furniture to all the schools in a phased manner to meet this important requirement.

During the year 2009-10 the Govt. have provided an amount of Rs.26,93,63,000/- towards supply of Furniture to Govt. Secondary Schools State. Govt. have released an amount of Rs.7,87,14,000/- as part payment towards the scheme leaves a balance of Rs.18,56,86,000/- for the supply of 75000/- dual desks to Govt / ZP Secondary Schools in the State.

Govt. entrusted the work of procurement of dual desks to APEWIDC (Andhra Pradesh Education Welfare Infrastructure Development Corporation) Hyderabad vide Govt. Memo.No:9428/Trg/A3/2007, dt:1-1-09. The APEWIDC have called for tenders through e-procurement process and it is in progress.

An amount of Rs.577.47 lakhs has been provided in the Budget Estimates 2010-11.

G. PROVIDING LAB & LIBRARY EQUIPMENT TO SECONDARY SCHOOLS:

It is proposed to provide Laboratories and Library to High Schools under Government and Zilla Parishad Management which do not have such facilities. In order to develop the basic skills in children through Practicals / Demonstrations rather than imparting theoretical subject knowledge. It is also aimed at providing updated information to teachers who besides covering regular syllabus may also endeavor to improve the quality of instruction with day-to-day innovations and trends in the field of Science and Technology.

An amount of Rs.15,00,00,000/- is proposed towards the plan scheme of Providing Lab and Library Equipment to Govt. Secondary Schools in the State during the year 2010-11.

An amount of Rs.410.92 lakhs has been provided in the BE 2010-11.

Out of BE amount of Rs.410.92 Lakhs the Government has released an amount of Rs.1,02,73,00/- under 1st quarter and the same has been released to the 23 District in the same.

The Government have issued BRO for Rs.18,56,000/- including the earmarked amount of Rs.5,77,47,00/- in the current financial year vide G.Ort.No.2969, Finance (Ecpr.SE) Department, Dated.24.06.2010 to meet the pending bills of 2009-10 towards supply of Furniture to the Government/Z.P. Secondary Schools in the State during year 2009-10.

In this connection, a proposal has already been submitted to Government for issuing administrative sanction orders in this office Lr.Rc.No.405/B1-2/2009, Dated:26.07.2010 and the orders of the Government are awaited.

Further, 83,479 dual desks are required to the Government/Z.P Secondary Schools in the State for which an amount of Rs.30.00 Crores (Appex) is additionally required in the current financial year.

H. SUPPLY OF TEXT BOOKS :

Under Universalisation of Elementary Education and implementation of National Education Policy, text books are supplied at free of cost to the children of SC, ST ,BCs, O.Cs and Minorities to ensure their academic progress

Text books are to be supplied to the children free of cost to SC/ST/BCs, OCs and minorities children studying in Government schools/Local body schools/aided schools from classes I to X including the students of Madrasas supported by RVM.

Text books and work books are to be supplied to them to ensure their academic progress. In the absence of particular subject teachers text books and work books are the only source material available to the students.

During 2009-10, Rs.606.47 lakhs worth of books were supplied to free cost to the Students.

An amount of Rs.1410.00 lakhs has been provided in BE 2010-11.

5,04,29,440 note books on free of cost are supplied to students in the current year

I. INFORMATION AND COMMUNICATION TECHNOLOGY – ICT

1. ICT@5000 Schools Computer Education Programme:

- The Project is being implemented on BOOT Model from 2008-09 by Seven agencies i.e., 1. NIIT Limited, Hyderabad, 2.IEG, Hyderabad, 3.Educomp Solutions Limited, New Delhi, 4.Everonn Education Limited, Chennai, 5.Terasoftware Limited, Hyderabad, 6.Social Computers, Guntur and 7. ECIL, Hyderabad.
- The total cost of the Project is Rs.460.00 Crores for Five year period from 2008-09 to 2012-13 (including Service charges, purchase of Software and Acceptance Test, etc.).
- During the year 2009-10, 18,79,844 students and also 18,732 teachers were trained in ICT @ 5000 Schools Computer Education Programme.
- The Project has been monitored by the District Educational officers regularly and it is under the supervision of the Head Master of the School and Deputy Educational Officer who is an inspecting officer.
- The Text Books / Courseware with updated syllabus are provided to all the students from VI to X classes.
- Examinations were conducted and the Pass percentage is above 90%.
- Internet facility is provided to the High Schools under the Project.
- An amount of Rs.88.00 Crores (Central 75% and State 25%) is allocated in B.E. 2010-11.

2. ICT@2000 (1300 High Schools +700 Junior Colleges) Computer Education Programme:

- The ICT @ 2000 Schools (1300 High Schools + 700 Jr. Colleges) Project is being implemented from the academic year 2010-11 in 1300 High Schools in the State on BOOT Model from 2010-11 by Seven agencies i.e., 1.NIIT Limited, Hyderabad, 2.IEG, Hyderabad, 3.Educomp Solutions Limited, New Delhi, 4.Everonn Education Limited, Chennai, 5.Terasoftware Limited, Hyderabad, 6.Social Computers, Guntur and 7.ECIL, Hyderabad.
- The total cost of the Project is Rs.118.00 Crores for Five year period from 2010-11 to 2014-15 for 1300 High Schools (including Service charges, purchase of Software and Acceptance Test, etc.).
- The Project is being monitored by the District Educational officers regularly and it is under the supervision of the Head Master of the School and Deputy Educational Officer who is an inspecting officer.
- The Text Books / Courseware with updated syllabus are provided to all the students from VI to X classes.
- Internet facility is provided to the High Schools under the Project.

- An amount of Rs.5.53 Crores (State Share) is allocated for ICT 2000 Schools (1300 schools + 700 Junior Colleges) in B.E. 2010-11. Central Share is yet to be allotted in the BE 2010-11.

J. PROVIDING DRINKING WATER & GIRLS RESTROOMS IN ALL HIGH SCHOOLS IN THE STATE

There are about 76,071 schools under Government sector in the State. Of which 54259 are Primary Schools, 12094 are Upper Primary Schools and 9718 are High Schools. These Schools are functioning under various managements viz State Government including APRIES, APSWRS, APTWRS, and Tribal Ashram Schools, Zilla Parishads & Municipal schools.

The total enrollment in these schools is around 85.37lakhs. The details are as follows:

Total Enrollment & Percentage

Sl. No	School Type	Boys		Girls		Total
		No.	%	No.	%	
1	Primary Schools	1690390	48.27	1811879	51.73	3502269
2	Upper Primary Schools	949181	49.19	980347	50.81	1929528
3	High Schools	1559400	50.22	1545444	49.78	3104844
	Total	4198971		4337670		8536641

As seen from the above table, the percentage of girl-children enrolled in Primary & Upper Primary Schools is higher than the boys, whereas in High Schools, the percentage of girl-children enrolled is less than the boys. One of the major reasons for this low enrollment of girl-children in High Schools is **due to lack of toilet facilities**. High school girls who are of adolescent age normally feel embarrassed to express their needs openly regarding the use of toilets; or inadequacies in toilet facilities in schools. Rather they prefer to dropout from schools than feel embarrassed. Hence the dropout rate in High Schools is abnormally high particularly among the girl-children. Even the latest statistics speak out loudly and reiterate the same.

It is observed that girl-children in high schools are facing lot of hardships due to lack of proper toilet and sanitation facilities. Moreover the girls are unable to express their feelings, hardships or sufferings being faced by them due to the inadequacies in toilet facilities or rather complete lack of toilet and sanitation facilities in schools. This is one of the prime reasons for dropout in schools especially among girl-children. The main objective of the scheme is to bring the girl child to school and to retain her in school.

It is proposed to take up the programme initially in about 500 High Schools with an estimated cost of **Rs.250.00 lakhs** for which provision has been made in Budget Estimates 2010-11.

K. CONSTRUCTION OF HIGH SCHOOL BUILDINGS UNDER RIDF-XV, NABARD

Lack of infrastructure facilities such as Classrooms, Science Labs, Computer Labs, Library Hall, Staff Room and other rooms etc. in High Schools is hindering the children's academic growth; and also cause much inconvenience to the teaching staff in discharging their duties effectively. As a consequence the quality of education is deteriorating.

The existing High School Buildings are also not able to fully contribute towards the educational, mental and physical development of the children. These school buildings are in a pathetic condition and there are many deficiencies in them. Badly damaged structures are hampering the educational work.

As per the DISE 2007-08 data, there is a need of about 23,500 additional classrooms in High Schools. In addition to this there is a massive requirement of other than classrooms are Laboratories, Library Halls, Computer Room, Sports Room, and Girls Common Room etc. It is estimated that the total requirement is working out to an amount of **Rs.1800.00 Crores**.

In view of the above facts, the Government has agreed to strengthen the infrastructure facilities in **135 High Schools** spread over in the State with an estimated cost of **Rs. 120.275 crores** under RIDF-XV, NABARD.

II. STATE COUNCIL OF EDUCATIONAL RESEARCH AND TRAINING(SCERT)

A. Educational Technology & Mana T.V. Programmes.

Govt. of A.P. has started an Educational Channel under the supervision of SAPNET named "Mana-TV" with an objective to provide quality education to all school children, to reach the un-reached through satellite network, to train teachers through teleconferences and to get feedback and monitor performance at field level through the net work.

- Live transmission of Teacher Education programmes to B.Ed., D.Ed., and in-service teachers.
- Live transmission of School Education programmes for Classes VI to X in Channel II of Mana T.V.
- Conducting the Educational programmes on Curriculum to the teachers.
- Preparation pre-recorded programmes to the Teacher Educators as well as School Educators.

A Computer Cell in SCERT was started during 1997-98 and coordinates the activities of Teacher Training Institutes and provides support for implementation of Pre-Service curriculum.

An amount of Rs.15.00 lakhs provided in the Annual Plan 2010-11 for conducting the Training Programmes and also for payment of Salaries to the staff in computer cell.

B. EVALUATION, RESEARCH AND INNOVATION:

The Research is started during 1994-95 with an objective to take-up Research Studies in emerging areas like curriculum reforms, examinations reforms and other quality improvement aspects. It is proposed to take-up studies in the above areas and to publish them for wider dissemination.

The South India Science Fair and Research Competition is started during 1975 with an objective to organize the Science Fairs, Science Seminars, Science Drama competition at District Level and State Level and to participate at Sub-National (South India) and National Level with a view to develop Scientific temper among teachers and school children and to share the innovations across the State and Nation.

During the year 2004-05 with an objective to conduct of Innovation and Research in School Education by Teacher and Teacher Educators. Conducting training programmes to the teachers at Primary / Upper Primary / Secondary level on research activities such as preparation of research proposal, preparation of Research reports. Conducting of workshops for the preparation of modules on research such as Case Studies, Action research, Research Methodology and tool development etc.

A Research Study on Vital Components of Gender Issues at Secondary Level in the context of Class Room situation, which will generate plan of action of Girls Education and to take-up steps for improvement of Girls Education at Secondary Level. Quality regulation commission will be established identifying the persons related to quality management. Appraisals formal will be developed to monitor the schools and to develop quality. Programmes like Question Paper Analysis, Development of Question Banks, Preparation of Hand Books in new evaluation techniques will be organized and survey's will be conducted on the introduction of new schemes in school.

An amount of Rs.9.20 lakhs provided in the Annual Plan 2010-11 for the Scheme.

C. TEXT BOOKS AND MATERIAL DEVELOPMENT.

As per the guidelines envisaged in NCF-2005 document, Curriculum is to be revised for all classes. Based on the revised Curriculum it is proposed to develop text books, supplementary readers, workbooks and teachers Hand books for all subject of all classes. The

Development of text books for classes I, III and V has been already undertaken and completed. The preparation of text books for classes II, IV and VI is under process. In a phased manner there is need to develop the text books for all VII and IX and other classes Workshops are to be conducted, involving content experts from Universities, Higher Educational Institutions, Methodology Experts from Teacher Education Institutions and Practitioners viz. Strong Teachers and other stake holders for preparation of Text Books, Proof Reading, Translations, which involves payment of TA/DA, honorarium, working lunch etc.

A Module on Girls Education is developed by the SCERT, which is intended to create awareness on the importance of Girls Education for the Teachers and Teacher Educators of School Education. This module is to be finalized and printed to conduct workshops for the identified teachers and teacher educators.

The Incentives to writers of books on curriculum and ex-tra-curriculum is proposed with an objective of encouraging good writers and authors giving them some incentives like providing honorarium / financial assistance.

An amount of Rs.22.80 lakh provided in the Annual Plan 2010-11 for development of Text Books and material.

III. A.P. OPEN SCHOOL SOCIETY:

The A.P. Open School Society (APOSS) was established in the year 1991 to provide a flexible non-formal type of education up to secondary level to the drop-outs, especially girl children, of formal system, who are 12 years and above. With a vision to provide ample access to sustainable learner-centric quality school education coupled with skill up-gradation through vocational training, through Open Distance mode. Ultimately, providing universal access to education to all the people aspiring to pursue the education; and creating learning society.

Government of Andhra Pradesh have permitted the APOSS to introduce SSC level course through Open Distance mode, duly removing the inadequacies in the old pattern of studies from the academic year 2008-09.

Courses offered under New Scheme and Admission Criteria

Sl. No.	Course	Level	Equivalence with Formal System	Minimum Age
1	Open Basic Education (OBE)	'A'	Class – III	7 years
		'B'	Class – V	9 years
		'C'	Class – VII	11 years
2	SSC (APOSS)		Class - X	14 years

Note: There are no entry qualifications or previous study prescribed for admission into any course. However, the candidate has to give a self-certificate that he is capable of studying the chosen course.

Scheme of Studies:

- For a pass in SSC (APOSS), a learner would have studied and passed in at least 5 subjects (one or two languages, remaining non-languages). One of such five can be a Vocational subject. But if a candidate has a desire to continue his studies in Intermediate on passing SSC he would have chosen the same formal subjects viz., one Indian Language, English, Mathematics, Science and Social Studies for SSC (APOSS) course .

Modus Operandi:

- One High School in each mandal is identified as Accredited Institution (AI) commonly known as study centre for Class VII & X, which from now on will take care of all activities of Open Schooling in that mandal. The Head Master of that school will act as Coordinator in that mandal.

Medium of Instruction:

- OBE courses are offered in Telugu & Urdu media
- SSC (APOSS) course is offered in Telugu, Urdu and English media.

Admission Fee Particulars:

- There is no course fee for OBE 'A', 'B' & 'C' level courses.
- For SSC (APOSS) course (for 5 subjects)
- @ Rs. 1000/- for Male learner of General category
- @ Rs. 600/- for Women candidates, SCs, STs, BCs, Minorities & differently abled persons.

Personal Contact Programmes (PCPs) for 2009-10 for SSC (APOSS):

Personal Contact Programmes (PCPs) will be organized in the Accredited Institution from 9.30 A.M. to 4.30 P.M. on all the Second Saturdays & Sundays and holidays, total 40 days in an academic year, for the benefit of the learners.

Examinations:

- Learners Registered for the year 2008-09 session are eligible to appear for the examinations scheduled to be held in November / December 2009. The exams will commence in the 4th week of November 2009. The actual date-wise time table of exams will be intimated later.
- The learners will be given 9 chances in 5 year period to pass in five subjects required for SSC certificate.
- Learner who has passed in certain subjects in SSC from some other Board can avail the facility of Transfer of Credits (TOC) to a maximum of 2 subjects provided those subjects are also available in the APOSS scheme of studies i.e., the learner is permitted to study the remaining three / four subjects from APOSS scheme for SSC certification.
- Learner has to pay Rs. 100/- for each subject in which he wishes to appear for the examination for practical exam another Rs. 50/- will be collected where practical exam is there.

Budget Estimates for 2010-11:

Academic year 2010-11, SSC (APOSS) and OBE courses are scheduled to start from September 2009.

I) Physical targets

i.	Number of AIs SSC (APOSS) and OBE 'C' level course: (@one per mandal)	1129
II.	Number of Also OBE 'A' and 'B' level courses: (@one per mandal)	1129
iii.	Number of learners for SSC (APOSS)	60,000
iv.	Number of learners for OBE 'C' level course:	30000
v.	Number of learners for OBE 'A' & 'B' level course:	30000

II) Financial targets

a) Budget for SSC (APOSS) and OBE 'C' level course:

Accredited Institute (AI) is considered as a unit for calculating expenditure for SSC (APOSS) and OBE 'C' level course. Unit cost is Rs. 70,700/- per Accredited Institute excluding the cost of the books to be given to the learner. (The books have to be supplied free of cost by the Government, as per the G.O. Rt. No. 723, under the scheme of 'Free supply of text books' scheme).

Unit cost	X	No. of Units	=	Total Cost
70,700	X	1129	=	7,78,00,300

b) Expenditure for OBE courses (A & B levels:

A study centre consisting of 30 students is considered as a unit. Unit cost excluding the books cost comes to Rs. 17,100. Study centres (@ 1 centre per mandal) total 1129 are planned to be opened.

Unit cost	X	No. of Units	=	Total Cost
17,100	X	1129	=	1,91,05,900

c) For District Level (proposed)

(i) Teacher Counsellor cost to assist District Coordinator(@ Vidya Volunteer cost)	=	Rs.30000/-
(ii) Telephone, postal charges, stationery & other contingencies at O/o DEO	=	Rs. 8000/-
(iii) Data Entry & Data Management Cost	=	Rs.12000/-

TOTAL	=	Rs. 50000/-

per annum per one D.E.O. for 23 DEOs : 50000 X 23 = Rs. 11,50,000/-

IV. DIRECTOR OF GOVERNMENT EXAMINATIONS

➤ **BRIEF HISTORY OF THE DEPARTMENT:**

1. This office is established in June, 1958.
2. The Examination wing of erstwhile Madras which was functioning at Kurnool and Board of Secondary Education of Telangana Area (erstwhile Hyderabad State) were merged in 1958.

3. Now as per G.O.Ms.No.56 dated: 20-02-1999 Commissioner for Govt. Examination is made as a separate Directorate and called Director of Government Examinations, A.P., Hyderabad.

➤ **MAIN FUNCTIONS:**

1. The main function of this department is to conduct various public examinations throughout the year as per the schedule out of which SSC Public Examinations is major one. The details are:

01	SSC / OSSC Public Examinations	Twice in a year
02	SSC Vocational Examinations	Once in a year
03	D. Ed Public Examinations, I Year & II Years	Once in a year
04	PPTTC Examinations	Once in a year
05	C.L.I. Sc Examinations	Twice in a year
06	Head Masters Accounts Test	Once in a year
07	Telugu Pandit Training Examinations	Once in a year
08	Urdu Pandit Training Examinations	Once in a year
09	Hindi Pandit Training Examinations	Once in a year
10	Sanskrit Entrance Examination	Twice in a year
11	Professional Advance Test for Teachers	Once in a year
12	National Talent Search Examinations	Once in a year
13	Technical TTC Examination	Once in a year
14	Technical Certificate Course Examination	Once in a year
15	National Means Cum Merit Scholarship Examinations.	Once in a year

The department also takes up confidential works of entrance tests like DIET - CET, LP CET and APREIS entrance Examinations (APRJC and APRDC).

➤ **SERVICES BEING DELIVERED TO THE PUBLIC / STUDENTS:**

- 1 Issue of Duplicate Certificates & Memo of Marks.
- 2 Issue of Age and Migration certificates
- 3 Corrections in Certificates
- 4 Verification of Genuineness of Certificates
- 5 Permission to Outside State / Country candidates
- 6 Age condonation certificates
- 7 Recounting of Marks
- 8 Re-verification and supply of Photocopy of valued answer scripts.

➤ **ORGANIZATION STRUCTURE:**

(Organogram enclosed)

(a) **Cadre strength and vacancy position in the department (as on 31.07.2010)**

Sl No	Name of the Post	Sanctioned strength	Existing strength	No. of Posts vacant
1	Director of Government Examinations	01	01	0
2	Dy. Commissioner For Govt. Exams.	03	03	0
3	Asst. Commissioners For Govt. Exams.	42	40	02
4	Superintendents	48	47	01
5	Senior Assistants	87	56	31
6	Junior Assistants	84	25	59
7	Typists	07	05	02
8	Record Assistants.	10	10	00
9	Telephone Operator	01	01	00
10	Drivers	01	00	01
11	Sergeant	00	00	00
12	Jamedar	04	03	01
13	Attenders (Off. Sub)	34	32	02
14	Watchman	01	01	00
15	Sweepers	02	02	00
16	Scavenger	01	00	01
	Total	326	226	100
01	Workers (Allwyn)	03	03	00
02	Casual Labourers / Daily Wage Workers (@ minimum time scale +DA)	14	14	00

➤ **BUDGET PARTICULARS FOR THE PREVIOUS FINANCIAL YEARS: (Last 03 Years).**

(Rs. in Crores)

Year	Proposed by Department.	Budget allotted	Subsequent Grants	Total	Expenditure	Receipts.
2007-08	54.85	36.88	--	36.88	35.98	27.50
2008-09	71.30	37.52	4.91 from D.S.E.	42.43	40.32	30.00
2009-10	75.32	38.99	20.17	59.16	55.92	31.00

V. ANDHRA PRADESH EDUCATION & WELFARE INFRASTRUCTURE DEVELOPMENT CORPN.

It is submitted that, in **G.O.Ms.No: 107, Edn (SE-Trg) Dept., Dt: 30/08/2008,** Govt., have issued orders for setting up of APEWIDC for comprehensively attending to the civil works requirements of

- Primary Education Department.
- Secondary Education Department.
- Higher Education Department.
- Social Welfare Department.
- B.C. Welfare Department &
- Minorities Welfare Department.

Accordingly this Corporation was formed on 16.10.2008.

The work load of this Corporation as on 01-07-2010 is Rs. **1670.31** Crores from the participating Departments as shown below;

Sno.	Name of the Department.	Work load of participating Depts as on 01.07.2010 (Rs. In Crores).	Percentage.
1	Commissioner & Director of School Education	845.93	50.65%
2	State Project Director (RVM)	80.34	4.81%
3	Secretary, APREIS	7.46	0.45%
4	Commissioner, Intermediate Education	55.24	3.31%
5	Commissioner, Collegiate Education	6.04	0.36%
6	Commissioner, Technical Education	7.15	0.43%
7	Commissioner, Social Welfare	96.23	5.76%
8	Secretary, APSWREIS	398.92	23.88%
9	Commissioner, B.C. Welfare	59.88	3.58%
10	Commissioner, Tribal Welfare	16.73	1.00%
11	Other Departmental Works	96.39	5.77%
	Grand Total	1670.31	100%

Important Projects Like Rastria Madyamika Shiksha Abhiyan (RMSA), A.P. Social Welfare Residential Schools, Integrated Welfare Hostel Complexes, Kasturiba Gandhi Balika Vidyalayas (KGBVs), Samkshema Bata Programmes etc., are being executed by this Corporation all over the State.

In **G.O.Ms.No.198, SW (SCP-II) Dept., dated: 3-11-2008**, Government have issued orders permitting the VC & Managing Director, APSCCFC Ltd., Hyderabad to transfer the Engineering Wing of APSCCFC Ltd., Hyderabad along with other staff and assets at State, Circle, District and Sub-Division level to this Corporation. Accordingly the Superintending Engineers of Social Welfare Engineering Wing at Circle level, the Executive Engineers at District level and the Dy. Executive Engineers at Sub-Division level in the State reported along with other staff before the Managing Director, APEWIDC, Hyderabad.

The Managing Committee in its meeting held on 26.04.2010 have approved the following staffing pattern for this Corporation .

Category	No. of posts
M.D.	1
C.E.	1
S.E.	4
E.Es	25
Sr. Archi	1
Dy.Ees	76
AEEs/Aes	315

D.M. Gr.II/III	96
G.M. (Admn)	1
G.M. (Finance)	1
Superintendent.	30
Sr. Asst. / Jr.Asst	37
Off. Sub-Or.	130
Drivers	2
PS to MD	1
Stenographers	2
DPO	124
TOTAL	847

Based on the resolution of the Managing Committee dated: 26.04.2010, Government have been addressed for approval of staffing pattern of APEWIDC. The staffing patter proposals are under active consideration with Government.

Expenditure incurred by Corporation since inception is as Follows;

(Rs. In Crores)

Sl. No	Name of the Dept	Expenditure from 1.11.2008 to 31.03.2009	Expenditure from 01.04.2009 to 31.03.2010	Total expenditure
1	Commissioner & Director of School Education	57.85	45.38	103.23
2	State Project Director (RVM)	4.10	33.99	38.09
3	Secretary, APREIS	7.72	0.68	8.40
4	Commissioner Intermediate Education	13.37	9.34	22.71
5	Commissioner Collegiate Education	1.08	3.22	4.30
6	Commissioner Technical Education	0.81	0.56	1.37
7	Commissioner of Social Welfare	30.28	38.92	69.20
8	Secretary, APSWREIS	12.25	20.22	32.47
9	Commissioner B.C Welfare	11.85	18.40	30.25
10	Commissioner Tribal Welfare	4.25	4.86	9.11
11	Other Departmental Works	22.33	37.96	60.29
	Total	165.89	213.53	379.42

There is no Budgetary Grant to this Corporation. The Corporation sustains only on its own earnings through Petty Supervision & Major Supervision charges (PS & MS charges) which are only receivable when contractual payments are arranged.

As per para (8) of G.O. Ms. No: 107, Education (SE-TRG) Dept., Dated: 30.08.2008, this Corporation has to work on lines similar to that of Andhra Pradesh Health & Medical Housing Infrastructure Development Corporation (APHMIDC). At

present, APHMIDC is collecting the Petty Supervision & Major Supervision (PS& MS) Charges @7% on the works taken up by their Corporation, as per G.O. Ms. No: 309, Health , Medical & Family Welfare (F1) Dept., Dated : 22.05.1987.

Managing Committee of APEWIDC, in its meeting held on 31.10.2009, accorded approval to enhance the Petty Supervision & Major Supervision (PS& MS) Charges from **3% to 7%** on the cost of all the works taken up by APEWIDC. Based on the resolution of the Managing Committee of APEWIDC, Government have been addressed accordingly. The proposals are under active consideration with the Government.

A. SAMBASIVA RAO
Principal Secretary to Government

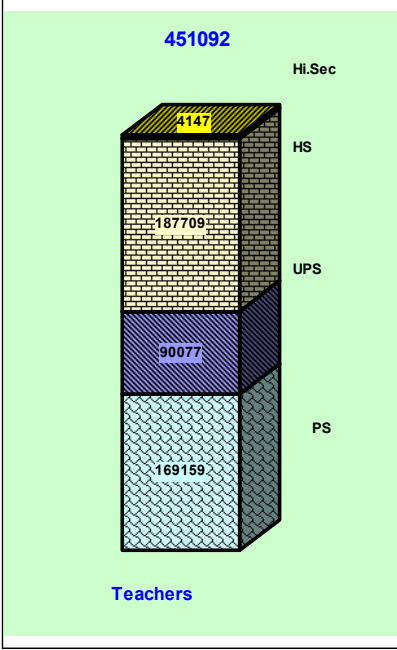
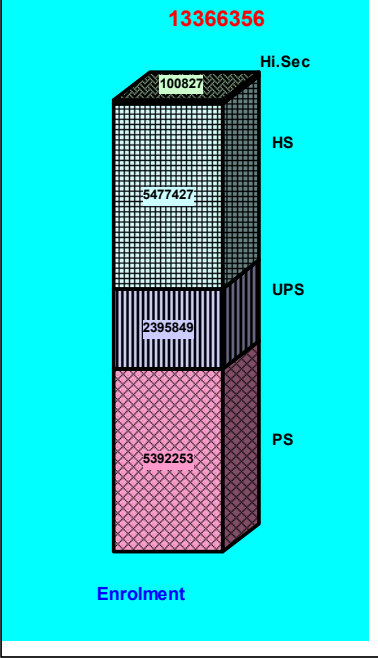
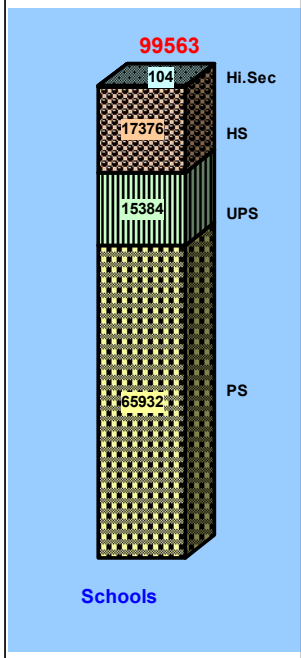


EDUCATIONAL STATISTICS

2009 – 2010



Commissioner & Director of School Education
Andhra Pradesh , Hyderabad





EDUCATIONAL STATISTICS

2009 – 2010

DIRECTOR OF SCHOOL EDUCATION

ANDHRA PRADESH

HYDERABAD

The Right Place Of Every Child is School

CONTENTS

Sl. No.	Title	Page No
1	Andhra Pradesh at a glance	1
	Population Characteristics - Census 2001	
2	Area, No. of Mandal, Revenue Villages, Density & Growth Rate - 2001 Census	2
3	District-wise Total, SC and ST Population (2001 census).....	3-4
4	District-wise Total, Rural and Urban Population and Sex Ratio (2001 census).....	5-6
5	Population of Scheduled Caste and Percentage of SC Population- 2001 Census	7-8
6	Population of Scheduled Tribe and Percentage of ST Population- 2001 Census	9-10
7	State wise Literacy Rates - Census 2001	11-12
8	District-wise Literacy Rates (2001 census)	13-14
9	District-wise Rural & Urban Literacy Rates (2001 census)	15-16
10	District Wise Growth in Literacy Rates-1991-2001 Census	17-18
11	Projected Age Group population (2009-10) - ALL	19-20
12	Projected Age Group population (2009-10) - SC	21-22
13	Projected Age Group population (2009-10) - ST	23-24
14	District-wise Hindu, Muslim and Christian Population (2001 census).....	25-26
	Schools, Enrolment & Teachers (State abstracts) (2009-10)	
15	Type-wise & Management-wise Institutions.....	27
16	Type-wise & Management-wise Enrolment	28
17	Type-wise & Management-wise Teachers	29
18	Type-wise & Management-wise Vidya Volunteers	30
19	Type-wise & Stage-wise Enrolment & Type-wise and Medium wise No. of Institutions in Exclusive schools	31
20	Type-wise & Medium-wise No. of Institutions in Parallel Media schools	32
21	Type-wise & Medium Wise Enrolment in Exclusive and Parallel Medium Schools	33
22	Type-wise & Medium Wise Teachers in Exclusive and Parallel Medium Schools	34
23	Class-wise S.C., S.T., B.C & ALL Enrolment	35-36
	Management - Wise Schools (2009-10)	
24	Management Wise Number of Total Schools	37
25	Management Wise Number of Primary Schools	38
26	Management Wise Number of Upper Primary Schools	39
27	Management Wise Number of High Schools	40
28	Management Wise Number of Higher Secondary Schools	41
	Management-Wise Enrolment (2009-10)	
29	Management-Wise Enrolment in Primary Schools	42-43
30	Management-Wise Enrolment in Upper Primary Schools.....	44-45
31	Management-Wise Enrolment in High Schools.....	46-47
32	Management-Wise Enrolment in Higher Secondary Schools.....	48-49
33	Management-Wise Enrolment in Total Schools.....	50-51
34	Type Wise Total Enrolment	52-53
	Management-Wise Teachers (2009-10)	
35	Management-Wise Teachers in Primary Schools	54-55
36	Management-Wise Teachers in Upper Primary Schools.....	56-57
37	Management-Wise Teachers in High Schools.....	58-59
38	Management-Wise Teachers in Higher Secondary Schools	60-61
39	Management-Wise Teachers in All Schools	62-63
40	Type Wise Total Teachers	64-65

Sl. No.	Title	Page No
Type-wise Vidya Volunteers (2009-10)		
41	Management-Wise Vidya Volunteers in Primary Schools	66-67
42	Management-Wise Vidya Volunteers in Upper Primary Schools.....	68-69
43	Management-Wise Vidya Volunteers in High Schools	70-71
44	Management-Wise Vidya Volunteers in Total Schools.....	72-73
45	Type Wise Total Vidya Volunteers	74-75
Class-wise Enrolment (2009-10)		
46	Class-wise Enrolment - ALL (Classes PP-V)	76-77
47	Class-wise Enrolment - ALL (Classes VI-XII).....	78-79
48	Stage-wise Enrolment - ALL	80-81
49	Class-wise Enrolment- B.C. (Classes PP-V).....	82-83
50	Class-wise Enrolment - B.C. (Classes VI-XII)	84-85
51	Stage-wise Enrolment - B.C.....	86-87
52	Class-wise Enrolment - S.C.(Classes PP-V).....	88-89
53	Class-wise Enrolment - S.C.(Classes VI-XII)	90-91
54	Stage-wise Enrolment - S.C.....	92-93
55	Class-wise Enrolment - S.T. (Classes PP-V)	94-95
56	Class-wise Enrolment - S.T. (Classes VI-XII).....	96-97
57	Stage-wise Enrolment - S.T.	98-99
Indicators (2009-10)		
58	Gross Enrolment Ratio-All (6 -10 Age Group)	100-101
59	Gross Enrolment Ratio-SC (6 -10 Age Group)	102-103
60	Gross Enrolment Ratio-ST (6 -10 Age Group)	104-105
61	Gross Enrolment Ratio-All (11 -12 Age Group)	106-107
62	Gross Enrolment Ratio- SC (11 -12 Age Group)	108-109
63	Gross Enrolment Ratio- ST (11 -12 Age Group)	110-111
64	Gross Enrolment Ratio-All (13 -15 Age Group)	112-113
65	Gross Enrolment Ratio- SC (13 -15 Age Group)	114-115
66	Gross Enrolment Ratio- ST (13 -15 Age Group)	116-117
67	Dropout Rates I - V -All	118-119
68	Dropout Rates I - V -SC	120-121
69	Dropout Rates I - V -ST	122-123
70	Dropout Rates I - VII -All	124-125
71	Dropout Rates I - VII -SC	126-127
72	Dropout Rates I - VII -ST	128-129
73	Dropout Rates I - X -All	130-131
74	Dropout Rates I - X -SC	132-133
75	Dropout Rates I - X -ST	134-135
76	Teacher-Pupil Ratio(Primary, Upper Primary, High Schools)	136
77	Transition Rate - 2009-10	137
78	SSC Examination Results , March 2010 (Regular)	138-139
Budget		
79	Budget out lay and Expenditure 2007-08 and 2008-09	140
80	Budget Estimates - 2007-08 To 2009-10	141
Data From 2000-2001 To 2009-10		
81	Management Wise Number of Primary Schools	142
82	Management Wise Number of Upper Primary Schods	143
83	Management Wise Number of High Schools	144
84	Management Wise Number of Higher Secondary Schools	145

Sl. No.	Title	Page No
85	Type- Wise Number of Total Schools	146
86	Management Wise Schools - 2000-01To 2009-10 (ALL)	147
87	Type-Wise Enrolment from - 2000-01To 2009-10 (ALL)	148-149
88	Year Wise Class Wise Enrolment - 2000-01To 2009-10 (Boys)	150-151
89	Year Wise Class Wise Enrolment - 2000-01To 2009-10 (Girls)	152-153
90	Year Wise Class Wise Enrolment - 2000-01To 2009-10 (Total)	154-155
91	Stage Wise Enrolment - 2000-01To 2009-10 (All)	156-157
92	Type Wise Teachers - 2000-01To 2009-10	158-159
93	Gross Enrolment Ratio - 2000-01To 2009-10 (All)	160
94	Drop Out Ratio - 2000-01To 2009-10 (All)	161
95	SSC Examination Results , 2000-01To 2009-10 (Regular)	162
96	Formulae for the calculation of GER, Drop Out Ratio and TP Ratio	163
97	Abbreviations	164

ANDHRA PRADESH AT A GLANCE

	CHARACTERISTIC	REFERENCE YEAR	Unit	
1	Area	2001 Census	'000 Sq Kms.	275
2	Districts	"	Number	23
3	Revenue Mandals	"	"	1128
4	Gram Panchayats	"	"	21176
5	No.of Villages	"	"	28,123
	Inhabited			26,613
	Un-inhabited			1,510
6	Towns	"	"	210
7	Population	2001 Census	Lakhs	762.10
8	Males	"	"	385.27
9	Females	"	"	376.83
10	Females per 1000 males	"	Number	978
11	Rural Population	"	Lakhs	554.01
12	Urban Population	"	"	208.09
13	S.C. Population	"	"	123.39
14	S.T. Population	"	"	50.24
15	Density of Population	"	Per Sq Km.	277
16	Growth Rate	1991-2001	%	14.59
17	Literacy Rate	2001 Census	"	60.47
18	Male Literacy Rate	"	"	70.32
19	Female Literacy Rate	"	"	50.43

Three new revenue mandals namely Rowthulapudi mandal in East Godawari District ,Elgaid mandal in Karimnagar district and Thoguta in Medak district were formed after 2001 Census.

DISTRICT- WISE AREA, NO. OF MANDALS, REVENUE VILLAGES, DENSITY AND GROWTH RATE - 2001 CENSUS

Sl.No.	District	Area (in '000 Sq.Km)	No. of Mandals	No. of Villages	Density	Growth rate (1991 - 2001)
1	Srikakulam	5.80	38	1814	436	8.93
2	Vizianagaram	6.50	34	1524	345	6.36
3	Visakhapatnam	11.20	43	3294	338	15.36
4	East Godavari	10.80	60	1379	451	7.3
5	West Godavari	7.70	46	883	493	7.92
6	Krishna	8.70	50	986	485	14.05
7	Guntur	11.40	57	717	386	7.27
8	Prakasam	17.60	56	1083	174	10.72
9	Nellore	13.10	46	1192	203	11.18
10	Chittoor	15.20	66	1518	246	14.54
11	Cuddapah	15.40	51	954	167	13.48
12	Anantapur	19.10	63	952	191	14.31
13	Kurnool	17.70	54	913	198	18.14
14	Mahabubnagar	18.40	64	1550	191	13.97
15	Ranga Reddy	7.50	37	923	468	37.41
16	Hyderabad	0.20	16	-	18432	17.18
17	Medak	9.70	45	1254	274	17.29
18	Nizamabad	8.00	36	918	293	14.98
19	Adilabad	16.10	52	1729	154	19.06
20	Karimnagar	11.80	57	1092	295	14.47
21	Warangal	12.90	51	1071	250	14.63
22	Khammam	16.00	46	1229	160	15.78
23	Nalgonda	14.20	59	1148	228	13.55
Andhra Pradesh		275.00	1127	28123	275	13.86

DISTRICT WISE TOTAL, SC & ST POPULATION - 2001 CENSUS

Dist Code	Name of the District	TOTAL POPULATION			SC POPULATION			%to Total	ST POPULATION			%to Total
		Male	Female	Total	Male	Female	Total		Male	Female	Total	
1	Srikakulam	1260020	1277573	2537593	113730	115879	229609	9.05	75284	75965	151249	5.96
2	Vizianagaram	1119541	1129713	2249254	119116	118907	238023	10.58	106079	108760	214839	9.55
3	Visakhapatnam	1930197	1902139	3832336	146813	144406	291219	7.60	278399	279173	557572	14.55
4	East Godavari	2459640	2441780	4901420	442325	439325	881650	17.99	95234	96327	191561	3.91
5	West Godavari	1910038	1893479	3803517	367155	361808	728963	19.17	47887	48772	96659	2.54
6	Krishna	2117401	2070440	4187841	378329	368503	746832	17.83	55201	52410	107611	2.57
7	Guntur	2250279	2214865	4465144	414712	403293	818005	18.32	106101	102056	208157	4.66
8	Prakasam	1552332	1507091	3059423	330531	320967	651498	21.29	60670	57571	118241	3.86
9	Nellore	1344935	1323629	2668564	295649	291508	587157	22.00	123554	118703	242257	9.08
10	Chittoor	1889690	1856185	3745875	353437	348883	702320	18.75	65048	63037	128085	3.42
11	Cuddapah	1318093	1283704	2601797	207302	202190	409492	15.74	31643	29728	61371	2.36
12	Anantapur	1859588	1780890	3640478	263291	251605	514896	14.14	65722	61439	127161	3.49
13	Kurnool	1796214	1733280	3529494	320496	308141	628637	17.81	36097	33538	69635	1.97
14	Mahabubnagar	1782340	1731594	3513934	304628	296299	600927	17.10	143115	135587	278702	7.93
15	Rangareddy	1839227	1735837	3575064	263576	256469	520045	14.55	75054	71003	146057	4.09
16	Hyderabad	1981173	1848580	3829753	154759	152489	307248	8.02	17862	16698	34560	0.90
17	Medak	1352446	1317651	2670097	235715	233777	469492	17.58	68966	65567	134533	5.04
18	Nizamabad	1162905	1182780	2345685	170201	177957	348158	14.84	83135	82600	165735	7.07
19	Adilabad	1250958	1237045	2488003	231793	229421	461214	18.54	209586	206925	416511	16.74
20	Karimnagar	1747968	1743854	3491822	325829	324417	650246	18.62	45807	44829	90636	2.60
21	Warangal	1644895	1601109	3246004	279917	271468	551385	16.99	235451	222228	457679	14.10
22	Khammam	1305543	1273384	2578927	216747	209945	426692	16.55	344027	338590	682617	26.47
23	Nalgonda	1651990	1595992	3247982	291960	283828	575788	17.73	178373	164303	342676	10.55
TOTAL		38527413	37682594	76210007	6228011	6111485	12339496	16.19	2548295	2475809	5024104	6.59

Source: CENSUS OF INDIA 2001.

TYPEWISE AND MANAGEMENT WISE INSTITUTIONS 2009-10

Sl.No.	Management	Type of School	Primary Schools	Upper Primary Schools	High Schools	Higher Secondary Schools	Total
1	CENTRAL GOVERNMENT	Boys	23	0	34	60	117
		Girls	1	0	1	0	2
		Total	24	0	35	60	119
2	STATE GOVERNMENT	Boys	4936	358	1016	0	6310
		Girls	89	37	809	0	935
		Total	5025	395	1825	0	7245
3	MPP/ZPP	Boys	50222	8585	7881	0	66688
		Girls	87	4	320	0	411
		Total	50309	8589	8201	0	67099
4	MUNCIPAL	Boys	1619	165	270	0	2054
		Girls	7	3	35	0	45
		Total	1626	168	305	0	2099
5	PRIVATE AIDED	Boys	2120	423	729	0	3272
		Girls	44	2	111	0	157
		Total	2164	425	840	0	3429
6	PRIVATE UNAIDED	Boys	6767	5806	6898	40	19511
		Girls	17	1	39	4	61
		Total	6784	5807	6937	44	19572
TOTAL		Boys	65687	15337	16828	100	97952
		Girls	245	47	1315	4	1611
		Total	65932	15384	18143	104	99563

TYPEWISE AND MANAGEMENT WISE ENROLMENT 2009-10

Sl.No.	Management	Enrolment	Primary Schools	Upper Primary Schools	High Schools	Higher Secondary Schools	Total
1	CENTRAL GOVERNMENT	Boys	1600	0	6012	27894	35506
		Girls	1591	0	5962	22275	29828
		Total	3191	0	11974	50169	65334
2	STATE GOVERNMENT	Boys	126833	30770	273344	0	430947
		Girls	144244	23781	338905	0	506930
		Total	271077	54551	612249	0	937877
3	MPP/ZPP	Boys	1343630	479748	1197009	0	3020387
		Girls	1468565	530587	1246685	0	3245837
		Total	2812195	1010335	2443694	0	6266224
4	MUNCIPAL	Boys	72673	14702	62347	0	149722
		Girls	83085	17406	74464	0	174955
		Total	155758	32108	136811	0	324677
5	PRIVATE AIDED	Boys	129474	42901	131466	0	303841
		Girls	150641	44680	156860	0	352181
		Total	280115	87581	288326	0	656022
6	PRIVATE UNAIDED	Boys	1051303	680441	1127603	24385	2883732
		Girls	818614	530833	856770	26273	2232490
		Total	1869917	1211274	1984373	50658	5116222
TOTAL		Boys	2725513	1248562	2797781	52279	6824135
		Girls	2666740	1147287	2679646	48548	6542221
		Total	5392253	2395849	5477427	100827	13366356

TYPEWISE AND MANAGEMENT WISE TEACHERS 2009-10

Sl.No.	Management	Teachers	Primary Schools	Upper Primary Schools	High Schools	Higher Secondary Schools	Total
1	CENTRAL GOVERNMENT	Men	78	0	336	965	1379
		Women	92	0	310	1027	1429
		Total	170	0	646	1992	2808
2	STATE GOVERNMENT	Men	5106	1249	10976	0	17331
		Women	3975	422	9392	0	13789
		Total	9081	1671	20368	0	31120
3	MPP/ZPP	Men	61103	23560	58481	0	143144
		Women	38775	14149	29236	0	82160
		Total	99878	37709	87717	0	225304
4	MUNCIPAL	Men	1560	291	1906	0	3757
		Women	2134	387	1741	0	4262
		Total	3694	678	3647	0	8019
5	PRIVATE AIDED	Men	2735	1162	3629	0	7526
		Women	3649	1259	4121	0	9029
		Total	6384	2421	7750	0	16555
6	PRIVATE UNAIDED	Men	15532	23308	36673	577	76090
		Women	34420	24290	30908	1578	91196
		Total	49952	47598	67581	2155	167286
TOTAL		Men	86114	49570	112001	1542	249227
		Women	83045	40507	75708	2605	201865
		Total	169159	90077	187709	4147	451092

TYPEWISE AND MANAGEMENT WISE VIDYA VOLUNTEERS 2009-10

Sl.No.	Management	Vidya Volunteers	Primary Schools	Upper Primary Schools	High Schools	Higher Secondary Schools	Total
1	CENTRAL GOVERNMENT	Men	0	0	0	0	0
		Women	0	0	0	0	0
		Total	0	0	0	0	0
2	STATE GOVERNMENT	Men	1648	482	829	0	2959
		Women	1154	336	1578	0	3068
		Total	2802	818	2407	0	6027
3	MPP/ZPP	Men	7467	6211	1087	0	14765
		Women	9308	6181	791	0	16280
		Total	16775	12392	1878	0	31045
4	MUNCIPAL	Men	429	152	76	0	657
		Women	1291	439	111	0	1841
		Total	1720	591	187	0	2498
5	PRIVATE AIDED	Men	0	0	0	0	0
		Women	0	0	0	0	0
		Total	0	0	0	0	0
6	PRIVATE UNAIDED	Men	0	0	0	0	0
		Women	0	0	0	0	0
		Total	0	0	0	0	0
TOTAL		Men	9544	6845	1992	0	18381
		Women	11753	6956	2480	0	21189
		Total	21297	13801	4472	0	39570

TYPE WISE AND STAGE WISE ENROLMENT-ALL(2009-10)

TYPE-STAGE	PP	I-V	VI-VII	VIII_X	XI_XII	I_X TOTAL	PP_XII TOTAL
PS	246343	5145910	0	0	0	5145910	5392253
UPS	144961	1729967	520921	0	0	2250888	2395849
HS	25446	219894	1936281	3283611	12195	5439786	5477427
HSS	1364	41520	20804	28546	8593	90870	100827
	418114	7137291	2478006	3312157	20788	12927454	13366356

TYPE WISE AND MEDIUM WISE NO.OF INSTITUTIONS IN EXCLUSIVE SCHOOLS

SI.No.	MEDIUM	Primary School	Upper Primary School	High School	Higher secondary school	Total
1	Bengali	0	1	0	0	1
2	Hindi	29	7	24	0	60
3	Kannada	40	20	1	0	61
4	Marati	19	12	3	0	34
5	Oriya	73	22	6	0	101
6	Tamil	68	3	4	0	75
7	Telugu	57907	10935	6272	3	75117
8	Urdu	2236	359	192	0	2787
9	English	4325	3207	4233	95	11860
Total		64697	14566	10735	98	90096

**TYPE WISE AND MEDIUM WISE NO.OF INSTITUTIONS IN
PARALLEL MEDIA SCHOOLS -2009-10**

SL.NO	MEDIUM / TYPE	Primary School	Upper Primary School	High School	Higher secondary school	Total
1	ENG-TEL	861	715	7043	6	8625
2	ENG-TEL-HIN	1	0	1	0	2
3	ENG-TEL-URDU	18	0	132	0	150
4	ENG-TEL-KANNADA	0	0	6	0	6
5	ENG-TEL-MARATI	0	0	7	0	7
6	ENG-TEL-ORIYA	0	0	14	0	14
7	ENG-TEL-TAMIL	0	0	10	0	10
6	ENG-URDU	37	12	127	0	176
7	ENG-BENGALI	1	0	0	0	1
8	ENG-GUJARATHI	1	0	0	0	1
9	ENG-TAMIL	0	1	3	0	4
10	ENG-HINDI	1	0	5	0	6
11	ENG-HIN-URDU	0	0	1	0	1
12	ENG-MARATHI	1	0	1	0	2
13	ENG-KANNADA	0	0	4	0	4
14	TEL-KANNADA	6	4	0	0	10
15	TEL-MARATI	2	7	0	0	9
16	TEL-ORIYA	45	22	7	0	74
17	TEL-TAMIL	11	5	2	0	18
18	TEL-URDU	225	50	35	0	310
19	TEL-HINDI	3	0	6	0	9
20	TEL-BENGALI	2	1	0	0	3
21	TEL-HIN-URDU	3	0	0	0	3
22	TEL-MARATI-URDU	1	0	2	0	3
23	TEL-ENG-URDU-HIN	1	0	0	0	1
24	TEL-ENG-URDU-TAM	0	0	1	0	1
25	TEL-ENG-URDU-MAR	0	0	1	0	1
24	URDU-HINDI	1	0	0	0	1
25	URDU-TAMIL	1	0	0	0	1
26	HINDI-BENGALI	13	1	0	0	14
TOTAL		1235	818	7408	6	9467

TYPEWISE AND MEDIUM WISE ENROLMENT IN EXCLUSIVE SCHOOLS 2009-10

Sl.No.	Medium / Type	Primary Schools	Upper Primary Schools	High Schools	Higher Secondary Schools	Total
1	Bengali	0	39	0	0	39
2	Hindi	3735	814	3291	0	7840
3	Kannada	4714	4425	50	0	9189
4	Marathi	830	1259	524	0	2613
5	Oriya	3567	2398	850	0	6815
6	Tamil	2982	485	502	0	3969
7	Telugu	3516174	1424392	1324348	1462	6266376
8	Urdu	147296	48780	36913	0	232989
9	English	1380842	723392	1304792	96617	3505643
10	State CBSE	173	442	3702	0	4317
Total		5060313	2206426	2674972	98079	10039790

TYPEWISE AND MEDIUM WISE ENROLMENT IN PARALLEL MEDIA SCHOOLS 2009-10

Sl.No.	Medium / Type	Primary Schools	Upper Primary Schools	High Schools	Higher Secondary Schools	Total
1	Bengali	768	31	0	0	799
2	Gujarathi	163	0	1752	0	1915
3	Hindi	611	49	0	0	660
4	Kannada	794	402	2335	0	3531
5	Marathi	338	375	2179	0	2892
6	Oriya	1516	902	3790	0	6208
7	Tamil	856	206	3365	0	4427
8	Telugu	164699	95215	2233117	931	2493962
9	Urdu	23438	6963	60192	0	90593
10	English	138549	85280	230593	1817	456239
11	State CBSE	208	0	265132	0	265340
Total		331940	189423	2802455	2748	3326566

TYPEWISE AND MEDIUM WISE TEACHERS IN EXCLUSIVE SCHOOLS 2009-10

Sl.No.	Medium / Type	Primary Schools	Upper Primary Schools	High Schools	Higher Secondary Schools	Total
1	Bengali		4			4
2	Hindi	60	19	141		220
3	Kannada	89	66	2		157
4	Marati	33	52	13		98
5	Oriya	119	62	20		201
6	Tamil	106	15	13		134
7	Telugu	121478	54337	46789	78	222682
8	Urdu	4609	1397	1156		7162
9	English	33824	26488	43865	3937	108114
10	StateEM(CBSE)	2	27	119		148
Total		160320	82467	92118	4015	338920

TYPEWISE AND MEDIUM WISE TEACHERS IN PARALLEL MEDIA SCHOOLS 2009-10

Sl.No.	Medium / Type	Primary Schools	Upper Primary Schools	High Schools	Higher Secondary Schools	Total
1	ENG-TEL	6809	6924	89672	132	103537
2	ENG-TEL-HIN	25		9		34
3	ENG-TEL-URDU	162		2875		3037
4	ENG-TEL-KANNADA	0		104		104
5	ENG-TEL-MARATI	0		103		103
6	ENG-TEL-ORIYA	0		244		244
7	ENG-TEL-TAMIL	0		281		281
6	ENG-URDU	263	121	1351		1735
7	ENG-BENGALI	2		0		2
8	ENG-GUJARATHI	4		0		4
9	ENG-TAMIL	0	8	37		45
10	ENG-HINDI	4		50		54
11	ENG-HIN-URDU	0		19		19
12	ENG-MARATHI	7		3		10
13	ENG-KANNADA	0		33		33
14	TEL-KANNADA	24	22	0		46
15	TEL-MARATI	10	31	0		41
16	TEL-ORIYA	198	96	67		361
17	TEL-TAMIL	58	37	23		118
18	TEL-URDU	1178	356	551		2085
19	TEL-HINDI	12		49		61
20	TEL-BENGALI	8	9	0		17
21	TEL-ENG-KANNADA	0	0	29		29
22	TEL-MARATI-URDU	7		38		45
23	TEL-ENG-URDU-HIN	2		0		2
24	TEL-ENG-URDU-TAM	0		32		32
25	TEL-ENG-URDU-MAR	0		21		21
24	URDU-HINDI	14		0		14
25	URDU-TAMIL	15		0		15
26	HINDI-BENGALI	37	6	0		43
Total		8839	7610	95591	132	112172

CLASS WISE AND CASTE WISE ENROLMENT 2009-10

CLASSES	SC ENROLMENT			ST ENROLMENT			BC ENROLMENT	
	BOYS	GIRLS	TOTAL	BOYS	GIRLS	TOTAL	BOYS	GIRLS
Pre-Primary	30626	24297	54923	13798	9578	23376	105267	81377
I	155290	149675	304965	101993	97678	199671	364315	346211
II	135165	132377	267542	76846	74637	151483	324852	316923
III	133772	131284	265056	75237	70558	145795	320365	314099
IV	130604	128756	259360	68709	63720	132429	316845	312312
V	132818	132226	265044	66223	58767	124990	316777	312728
VI	115573	113135	228708	54490	45357	99847	293748	283914
VII	112564	108645	221209	50106	42051	92157	287744	277487
VIII	108712	105006	213718	45185	38689	83874	268624	260260
IX	104957	100655	205612	42302	35748	78050	261747	249841
X	102330	97093	199423	39234	33372	72606	258071	237998
XI	2211	3774	5985	257	253	510	638	547
XII	2009	3397	5406	191	211	402	411	503
TOTAL	1266631	1230320	2496951	634571	570619	1205190	3119404	2994200

MANAGEMENT WISE TOTAL SCHOOLS 2009-10

Sl.No.	DISTRICT	CG	SG	MPP/ZPP	MPL	PA	PUA	TOTAL
1	SRIKAKULAM	4	349	3154	85	26	476	4094
2	VIZIANAGARAM	5	534	2181	114	94	428	3356
3	VISAKHAPATNAM	12	916	2835	148	90	712	4713
4	EAST GODAVARI	4	347	3439	284	168	891	5133
5	WEST GODAVARI	2	149	2694	214	309	567	3935
6	KRISHNA	8	34	2584	173	660	715	4174
7	GUNTUR	3	92	3088	293	380	337	4193
8	PRAKASAM	2	150	3334	55	253	399	4193
9	NELLORE	8	70	3445	104	123	472	4222
10	CHITTOOR	3	119	5064	156	65	914	6321
11	CUDDAPAH	2	69	3450	86	147	814	4568
12	ANANTAPUR	10	74	3692	250	53	687	4766
13	KURNOOL	2	149	2423	137	178	718	3607
14	MAHBUBNAGAR	1	260	3660	0	58	923	4902
15	RANGAREDDI	21	98	2359	0	53	2214	4745
16	HYDERABAD	12	824	0	0	346	1842	3024
17	MEDAK	2	157	2879	0	11	609	3658
18	NIZAMABAD	1	178	2105	0	51	728	3063
19	ADILABAD	4	1230	2740	0	33	755	4762
20	KARIMNAGAR	2	159	3076	0	46	1573	4856
21	WARANGAL	7	461	2904	0	113	1242	4727
22	KHAMMAM	3	618	2742	0	84	539	3986
23	NALGONDA	1	208	3251	0	88	1017	4565
ANDHRA PRADESH		119	7245	67099	2099	3429	19572	99563

MANAGEMENT WISE PRIMARY SCHOOLS 2009-10

Sl.No.	DISTRICT	CG	SG	MPP/ZPP	MPL	PA	PUA	TOTAL
1	SRIKAKULAM	1	249	2286	63	19	96	2714
2	VIZIANAGARAM	2	438	1751	103	76	120	2490
3	VISAKHAPATNAM	2	705	2283	117	52	192	3351
4	EAST GODAVARI	1	239	2688	225	85	316	3554
5	WEST GODAVARI	0	94	2135	164	250	177	2820
6	KRISHNA	2	5	1825	128	520	229	2709
7	GUNTUR	0	41	2433	237	246	100	3057
8	PRAKASAM	0	81	2656	44	164	124	3069
9	NELLORE	2	28	2660	80	74	153	2997
10	CHITTOOR	0	53	4067	108	35	304	4567
11	CUDDAPAH	0	13	2853	65	77	302	3310
12	ANANTAPUR	3	7	2700	180	34	221	3145
13	KURNOOL	0	70	1638	112	103	235	2158
14	MAHBUBNAGAR	0	140	2572	0	28	352	3092
15	RANGAREDDI	3	47	1687	0	20	804	2561
16	HYDERABAD	3	633	0	0	160	736	1532
17	MEDAK	0	76	1998	0	6	210	2290
18	NIZAMABAD	0	96	1459	0	20	248	1823
19	ADILABAD	2	1019	2009	0	17	272	3319
20	KARIMNAGAR	0	77	2114	0	20	532	2743
21	WARANGAL	3	332	2105	0	53	474	2967
22	KHAMMAM	0	471	1967	0	54	197	2689
23	NALGONDA	0	111	2423	0	51	390	2975
ANDHRA PRADESH		24	5025	50309	1626	2164	6784	65932

MANAGEMENT WISE UPPER PRIMARY SCHOOLS 2009-10

SI.No.	DISTRICT	CG	SG	MPP/ZPP	MPL	PA	PUA	TOTAL
1	SRIKAKULAM	0	23	552	8	5	259	847
2	VIZIANAGARAM	0	25	216	1	3	195	440
3	VISAKHAPATNAM	0	82	304	4	11	285	686
4	EAST GODAVARI	0	38	302	12	33	298	683
5	WEST GODAVARI	0	4	230	16	14	204	468
6	KRISHNA	0	0	449	5	69	227	750
7	GUNTUR	0	4	341	29	39	65	478
8	PRAKASAM	0	3	379	4	33	90	509
9	NELLORE	0	3	482	4	28	157	674
10	CHITTOOR	0	6	491	25	6	304	832
11	CUDDAPAH	0	1	299	6	28	203	537
12	ANANTAPUR	0	4	617	42	2	264	929
13	KURNOOL	0	9	521	12	27	274	843
14	MAHBUBNAGAR	0	14	602	0	9	266	891
15	RANGAREDDI	0	12	270	0	13	536	831
16	HYDERABAD	0	8	0	0	47	328	383
17	MEDAK	0	6	418	0	1	196	621
18	NIZAMABAD	0	20	251	0	11	263	545
19	ADILABAD	0	66	388	0	3	228	685
20	KARIMNAGAR	0	7	372	0	5	501	885
21	WARANGAL	0	16	350	0	27	288	681
22	KHAMMAM	0	27	470	0	2	150	649
23	NALGONDA	0	17	285	0	9	226	537
ANDHRA PRADESH		0	395	8589	168	425	5807	15384

MANAGEMENT WISE HIGH SCHOOLS 2009-10

SI.No.	DISTRICT	CG	SG	MPP/ZPP	MPL	PA	PUA	TOTAL
1	SRIKAKULAM	1	77	316	14	2	121	531
2	VIZIANAGARAM	1	71	214	10	15	113	424
3	VISAKHAPATNAM	1	129	248	27	27	229	661
4	EAST GODAVARI	1	70	449	47	50	276	893
5	WEST GODAVARI	0	51	329	34	45	184	643
6	KRISHNA	3	29	310	40	71	257	710
7	GUNTUR	1	47	314	27	95	171	655
8	PRAKASAM	1	66	299	7	56	185	614
9	NELLORE	6	39	303	20	21	159	548
10	CHITTOOR	1	60	506	23	24	303	917
11	CUDDAPAH	0	55	298	15	42	309	719
12	ANANTAPUR	5	63	375	28	17	201	689
13	KURNOOL	0	70	264	13	48	209	604
14	MAHBUBNAGAR	0	106	486	0	21	305	918
15	RANGAREDDI	5	39	402	0	20	862	1328
16	HYDERABAD	3	183	0	0	139	768	1093
17	MEDAK	0	75	463	0	4	202	744
18	NIZAMABAD	0	62	395	0	20	217	694
19	ADILABAD	2	145	343	0	13	255	758
20	KARIMNAGAR	0	75	590	0	21	540	1226
21	WARANGAL	3	113	449	0	33	480	1078
22	KHAMMAM	1	120	305	0	28	191	645
23	NALGONDA	0	80	543	0	28	400	1051
ANDHRA PRADESH		35	1825	8201	305	840	6937	18143

MANAGEMENT WISE HIGHER SECONDARY SCHOOLS 2009-10

SI.No.	DISTRICT	CG	SG	MPP/ZPP	MPL	PA	PUA	TOTAL
1	SRIKAKULAM	2	0	0	0	0	0	2
2	VIZIANAGARAM	2	0	0	0	0	0	2
3	VISAKHAPATNAM	9	0	0	0	0	6	15
4	EAST GODAVARI	2	0	0	0	0	1	3
5	WEST GODAVARI	2	0	0	0	0	2	4
6	KRISHNA	3	0	0	0	0	2	5
7	GUNTUR	2	0	0	0	0	1	3
8	PRAKASAM	1	0	0	0	0	0	1
9	NELLORE	0	0	0	0	0	3	3
10	CHITTOOR	2	0	0	0	0	3	5
11	CUDDAPAH	2	0	0	0	0	0	2
12	ANANTAPUR	2	0	0	0	0	1	3
13	KURNOOL	2	0	0	0	0	0	2
14	MAHBUBNAGAR	1	0	0	0	0	0	1
15	RANGAREDDI	13	0	0	0	0	12	25
16	HYDERABAD	6	0	0	0	0	10	16
17	MEDAK	2	0	0	0	0	1	3
18	NIZAMABAD	1	0	0	0	0	0	1
19	ADILABAD	0	0	0	0	0	0	0
20	KARIMNAGAR	2	0	0	0	0	0	2
21	WARANGAL	1	0	0	0	0	0	1
22	KHAMMAM	2	0	0	0	0	1	3
23	NALGONDA	1	0	0	0	0	1	2
ANDHRA PRADESH		60	0	0	0	0	44	104

MANAGEMENT WISE ENROLMENT IN PRIMARY SCHOOLS 2009-10

SI.No.	DISTRICT	CENTRAL GOVERNMENT			STATE GOVERNMENT			MPP-ZPP			MUNCIPAL			PRIVATE AIDED			PRIVATE UNAIDED			TOTAL		
		BOYS	GIRLS	TOTAL	BOYS	GIRLS	TOTAL	BOYS	GIRLS	TOTAL	BOYS	GIRLS	TOTAL	BOYS	GIRLS	TOTAL	BOYS	GIRLS	TOTAL	BOYS	GIRLS	TOTAL
1	SRIKAKULAM	75	89	164	2721	2844	5565	52032	55844	107876	2588	2959	5547	870	970	1840	12418	8185	20603	70704	70891	141595
2	VIZIANAGARAM	55	67	122	6527	5806	12333	46895	50518	97413	3923	4551	8474	3645	4249	7894	16761	12208	28969	77806	77399	155205
3	VISAKHAPATNAM	98	108	206	14661	15467	30128	57093	63428	120521	7392	8434	15826	5269	5624	10893	30783	24021	54804	115296	117082	232378
4	EAST GODAVARI	56	68	124	3300	3412	6712	83846	91614	175460	11364	12224	23588	5249	6761	12010	49309	38394	87703	153124	152473	305597
5	WEST GODAVARI	0	0	0	1608	1486	3094	66531	71302	137833	6118	7134	13252	9409	9789	19198	31125	24501	55626	114791	114212	229003
6	KRISHNA	132	163	295	242	151	393	42917	47303	90220	7336	8608	15944	19275	21056	40331	44496	35619	80115	114398	112900	227298
7	GUNTUR	0	0	0	716	1051	1767	68264	75113	143377	8094	9038	17132	13854	14333	28187	18893	14342	33235	109821	113877	223698
8	PRAKASAM	0	0	0	2066	2057	4123	71785	77861	149646	1279	1413	2692	10864	10756	21620	18749	13132	31881	104743	105219	209962
9	NELLORE	50	52	102	669	728	1397	52245	54537	106782	3785	4052	7837	3542	4095	7637	19295	15217	34512	79586	78681	158267
10	CHITTOOR	0	0	0	1087	1213	2300	73241	79448	152689	5266	5623	10889	1369	1497	2866	50517	37693	88210	131480	125474	256954
11	CUDDAPAH	0	0	0	547	652	1199	51106	58779	109885	2428	3054	5482	3509	3678	7187	47997	35099	83096	105587	101262	206849
12	ANANTAPUR	186	172	358	229	538	767	66323	71062	137385	7833	9165	16998	2030	2187	4217	30280	22954	53234	106881	106078	212959
13	KURNOOL	0	0	0	2140	2875	5015	76349	81927	158276	5267	6830	12097	8399	8584	16983	44865	30973	75838	137020	131189	268209
14	MAHBUBNAGAR	0	0	0	4397	5914	10311	87381	94772	182153	0	0	0	3022	2930	5952	45412	30180	75592	140212	133796	274008
15	RANGAREDDI	225	180	405	1766	2570	4336	67753	75810	143563	0	0	0	3057	2887	5944	145227	122599	267826	218028	204046	422074
16	HYDERABAD	180	258	438	34149	40243	74392	0	0	0	0	0	0	14144	26019	40163	123246	109514	232760	171719	176034	347753
17	MEDAK	0	0	0	3255	4215	7470	70113	73470	143583	0	0	0	934	704	1638	33924	25893	59817	108226	104282	212508
18	NIZAMABAD	0	0	0	4769	6135	10904	44151	48963	93114	0	0	0	2963	4209	7172	36975	27556	64531	88858	86863	175721
19	ADILABAD	236	158	394	19192	20686	39878	51568	55705	107273	0	0	0	1443	1529	2972	39821	30281	70102	112260	108359	220619
20	KARIMNAGAR	0	0	0	2650	3579	6229	48895	56324	105219	0	0	0	2831	2080	4911	58686	47733	106419	113062	109716	222778
21	WARANGAL	307	276	583	7598	8939	16537	50704	58923	109627	0	0	0	3853	5219	9072	70655	52522	123177	133117	125879	258996
22	KHAMMAM	0	0	0	9998	10140	20138	47074	50277	97351	0	0	0	4337	4898	9235	25042	19710	44752	86451	85025	171476
23	NALGONDA	0	0	0	2546	3543	6089	67364	75585	142949	0	0	0	5606	6587	12193	56827	40288	97115	132343	126003	258346
	ANDHRA PRADESH	1600	1591	3191	126833	144244	271077	1343630	1468565	2812195	72673	83085	155758	129474	150641	280115	1051303	818614	1869917	2725513	2666740	5392253

MANAGEMENT WISE ENROLMENT IN UPPER PRIMARY SCHOOLS 2009-10

Sl.No.	DISTRICT	CENTRAL GOVERNMENT			STATE GOVERNMENT			MPP-ZPP			MUNCIPAL			PRIVATE AIDED			PRIVATE UNAIDED			TOTAL		
		BOYS	GIRLS	TOTAL	BOYS	GIRLS	TOTAL	BOYS	GIRLS	TOTAL	BOYS	GIRLS	TOTAL	BOYS	GIRLS	TOTAL	BOYS	GIRLS	TOTAL	BOYS	GIRLS	TOTAL
1	SRIKAKULAM	0	0	0	2498	2458	4956	27857	31108	58965	307	411	718	309	421	730	25775	16909	42684	56746	51307	108053
2	VIZIANAGARAM	0	0	0	2433	1026	3459	14336	15458	29794	72	83	155	262	260	522	18040	13117	31157	35143	29944	65087
3	VISAKHAPATNAM	0	0	0	6821	3127	9948	16218	18599	34817	500	760	1260	980	2131	3111	35276	26896	62172	59795	51513	111308
4	EAST GODAVARI	0	0	0	1798	1847	3645	19911	22414	42325	972	920	1892	3037	3051	6088	32644	26353	58997	58362	54585	112947
5	WEST GODAVARI	0	0	0	185	217	402	15758	16835	32593	1468	1571	3039	1348	1279	2627	25515	20594	46109	44274	40496	84770
6	KRISHNA	0	0	0	0	0	0	20225	22571	42796	344	451	795	6872	7524	14396	26774	20948	47722	54215	51494	105709
7	GUNTUR	0	0	0	176	499	675	20814	22487	43301	2304	2425	4729	4006	3800	7806	10773	7942	18715	38073	37153	75226
8	PRAKASAM	0	0	0	432	149	581	19766	22499	42265	539	584	1123	4564	4571	9135	13715	10143	23858	39016	37946	76962
9	NELLORE	0	0	0	250	85	335	18601	20159	38760	521	369	890	2908	2988	5896	17563	13795	31358	39843	37396	77239
10	CHITTOOR	0	0	0	343	330	673	18614	20557	39171	2309	2590	4899	603	705	1308	34496	25991	60487	56365	50173	106538
11	CUDDAPAH	0	0	0	68	0	68	9958	12548	22506	347	440	787	3589	3628	7217	24562	18513	43075	38524	35129	73653
12	ANANTAPUR	0	0	0	203	201	404	35036	37692	72728	4317	5278	9595	144	157	301	30068	21851	51919	69768	65179	134947
13	KURNOOL	0	0	0	771	604	1375	45006	47049	92055	702	1524	2226	3602	4086	7688	36634	25521	62155	86715	78784	165499
14	MAHBUBNAGAR	0	0	0	1594	1068	2662	45059	48482	93541	0	0	0	1064	864	1928	31892	21130	53022	79609	71544	151153
15	RANGAREDDI	0	0	0	1090	1220	2310	17868	20659	38527	0	0	0	1310	1355	2665	74660	64261	138921	94928	87495	182423
16	HYDERABAD	0	0	0	323	410	733	0	0	0	0	0	0	3826	3666	7492	42670	39999	82669	46819	44075	90894
17	MEDAK	0	0	0	499	377	876	26554	29152	55706	0	0	0	35	31	66	22701	16665	39366	49789	46225	96014
18	NIZAMABAD	0	0	0	1971	1468	3439	13333	15379	28712	0	0	0	1056	1251	2307	27616	22393	50009	43976	40491	84467
19	ADILABAD	0	0	0	5255	3817	9072	20755	22611	43366	0	0	0	360	193	553	26397	20761	47158	52767	47382	100149
20	KARIMNAGAR	0	0	0	597	396	993	17034	20378	37412	0	0	0	274	284	558	47010	39248	86258	64915	60306	125221
21	WARANGAL	0	0	0	661	1561	2222	17905	20876	38781	0	0	0	1155	976	2131	30532	25080	55612	50253	48493	98746
22	KHAMMAM	0	0	0	1812	1560	3372	21922	23258	45180	0	0	0	233	239	472	16334	13069	29403	40301	38126	78427
23	NALGONDA	0	0	0	990	1361	2351	17218	19816	37034	0	0	0	1364	1220	2584	28794	19654	48448	48366	42051	90417
	ANDHRA PRADESH	0	0	0	30770	23781	54551	479748	530587	1010335	14702	17406	32108	42901	44680	87581	680441	530833	1211274	1248562	1147287	2395849

MANAGEMENT WISE ENROLMENT IN HIGH SCHOOLS 2009-10

SI.No.	DISTRICT	CENTRAL GOVERNMENT			STATE GOVERNMENT			MPP-ZPP			MUNCIPAL			PRIVATE AIDED			PRIVATE UNAIDED			TOTAL		
		BOYS	GIRLS	TOTAL	BOYS	GIRLS	TOTAL	BOYS	GIRLS	TOTAL	BOYS	GIRLS	TOTAL	BOYS	GIRLS	TOTAL	BOYS	GIRLS	TOTAL	BOYS	GIRLS	TOTAL
1	SRIKAKULAM	98	139	237	15683	15976	31659	43601	45096	88697	2001	3309	5310	241	328	569	21179	13546	34725	82803	78394	161197
2	VIZIANAGARAM	48	39	87	10045	13141	23186	37559	36094	73653	2381	2567	4948	3527	4492	8019	20813	13891	34704	74373	70224	144597
3	VISAKHAPATNAM	203	154	357	24519	24544	49063	43391	46039	89430	5490	6744	12234	7125	7512	14637	49014	41121	90135	129742	126114	255856
4	EAST GODAVARI	90	129	219	15702	17900	33602	81007	92624	173631	9283	10973	20256	8519	9233	17752	41589	32712	74301	156190	163571	319761
5	WEST GODAVARI	0	0	0	7246	8817	16063	62445	69204	131649	5929	7852	13781	8938	9174	18112	31208	23767	54975	115766	118814	234580
6	KRISHNA	447	482	929	4201	6906	11107	51723	51951	103674	6784	8486	15270	10974	13895	24869	55780	42784	98564	129909	124504	254413
7	GUNTUR	423	367	790	5297	8044	13341	51454	51649	103103	5977	6620	12597	16809	18172	34981	46115	34057	80172	126075	118909	244984
8	PRAKASAM	143	142	285	8490	13309	21799	37601	37804	75405	1196	1527	2723	8498	6687	15185	31582	22073	53655	87510	81542	169052
9	NELLORE	1028	808	1836	8828	8766	17594	36659	38852	75511	3192	4042	7234	4428	4244	8672	27263	20950	48213	81398	77662	159060
10	CHITTOOR	199	169	368	12370	13962	26332	67050	70647	137697	5848	6015	11863	3709	4448	8157	44921	32540	77461	134097	127781	261878
11	CUDDAPAH	0	0	0	5702	10415	16117	30471	34988	65459	2951	3478	6429	6662	6296	12958	51908	37608	89516	97694	92785	190479
12	ANANTAPUR	735	782	1517	12804	14003	26807	61745	65949	127694	6901	8986	15887	2807	3220	6027	32398	23546	55944	117390	116486	233876
13	KURNOOL	0	0	0	13831	16404	30235	58499	50123	108622	4414	3865	8279	8755	8962	17717	44251	27379	71630	129750	106733	236483
14	MAHBUBNAGAR	0	0	0	14248	18255	32503	78125	68217	146342	0	0	0	2871	2873	5744	41962	27109	69071	137206	116454	253660
15	RANGAREDDI	1357	1564	2921	4744	7912	12656	63831	66822	130653	0	0	0	2527	3238	5765	149389	122615	272004	221848	202151	423999
16	HYDERABAD	296	452	748	17590	27906	45496	0	0	0	0	0	0	12448	25641	38089	116645	105465	222110	146979	159464	306443
17	MEDAK	0	0	0	12423	11899	24322	63325	65166	128491	0	0	0	952	663	1615	32423	23825	56248	109123	101553	210676
18	NIZAMABAD	0	0	0	8082	11184	19266	51173	53645	104818	0	0	0	3432	5190	8622	38706	26078	64784	101393	96097	197490
19	ADILABAD	375	202	577	19466	23679	43145	44141	44552	88693	0	0	0	1998	1915	3913	35071	27222	62293	101051	97570	198621
20	KARIMNAGAR	0	0	0	9604	11824	21428	69990	82926	152916	0	0	0	4580	3896	8476	68705	54801	123506	152879	153447	306326
21	WARANGAL	271	289	560	13938	17896	31834	56220	62232	118452	0	0	0	2979	5711	8690	66621	46151	112772	140029	132279	272308
22	KHAMMAM	299	244	543	20880	22943	43823	39065	42288	81353	0	0	0	4126	5731	9857	29410	22447	51857	93780	93653	187433
23	NALGONDA	0	0	0	7651	13220	20871	67934	69817	137751	0	0	0	4561	5339	9900	50650	35083	85733	130796	123459	254255
ANDHRA PRADESH		6012	5962	11974	273344	338905	612249	1197009	1246685	2443694	62347	74464	136811	131466	156860	288326	1127603	856770	1984373	2797781	2679646	5477427

MANAGEMENT WISE ENROLMENT IN HIGHER SECONDARY SCHOOLS 2009-10

SI.No.	DISTRICT	CENTRAL GOVERNMENT			STATE GOVERNMENT			MPP-ZPP			MUNCIPAL			PRIVATE AIDED			PRIVATE UNAIDED			TOTAL		
		BOYS	GIRLS	TOTAL	BOYS	GIRLS	TOTAL	BOYS	GIRLS	TOTAL	BOYS	GIRLS	TOTAL	BOYS	GIRLS	TOTAL	BOYS	GIRLS	TOTAL	BOYS	GIRLS	TOTAL
1	SRIKAKULAM	567	394	961	0	0	0	0	0	0	0	0	0	0	0	0	0	0	0	567	394	961
2	VIZIANAGARAM	803	166	969	0	0	0	0	0	0	0	0	0	0	0	0	0	0	0	803	166	969
3	VISAKHAPATNAM	5779	5263	11042	0	0	0	0	0	0	0	0	0	0	0	0	5564	4055	9619	11343	9318	20661
4	EAST GODAVARI	535	390	925	0	0	0	0	0	0	0	0	0	0	0	0	128	90	218	663	480	1143
5	WEST GODAVARI	410	277	687	0	0	0	0	0	0	0	0	0	0	0	0	1046	744	1790	1456	1021	2477
6	KRISHNA	886	687	1573	0	0	0	0	0	0	0	0	0	0	0	0	381	3010	3391	1267	3697	4964
7	GUNTUR	644	426	1070	0	0	0	0	0	0	0	0	0	0	0	0	107	85	192	751	511	1262
8	PRAKASAM	250	141	391	0	0	0	0	0	0	0	0	0	0	0	0	0	0	0	250	141	391
9	NELLORE	0	0	0	0	0	0	0	0	0	0	0	0	0	0	0	776	610	1386	776	610	1386
10	CHITTOOR	905	809	1714	0	0	0	0	0	0	0	0	0	0	0	0	789	519	1308	1694	1328	3022
11	CUDDAPAH	446	277	723	0	0	0	0	0	0	0	0	0	0	0	0	0	0	0	446	277	723
12	ANANTAPUR	350	259	609	0	0	0	0	0	0	0	0	0	0	0	0	754	436	1190	1104	695	1799
13	KURNOOL	669	490	1159	0	0	0	0	0	0	0	0	0	0	0	0	0	0	0	669	490	1159
14	MAHBUBNAGAR	272	155	427	0	0	0	0	0	0	0	0	0	0	0	0	0	0	0	272	155	427
15	RANGAREDDI	6204	5672	11876	0	0	0	0	0	0	0	0	0	0	0	0	10138	9072	19210	16342	14744	31086
16	HYDERABAD	6139	4773	10912	0	0	0	0	0	0	0	0	0	0	0	0	3269	6611	9880	9408	11384	20792
17	MEDAK	862	644	1506	0	0	0	0	0	0	0	0	0	0	0	0	327	86	413	1189	730	1919
18	NIZAMABAD	309	159	468	0	0	0	0	0	0	0	0	0	0	0	0	0	0	0	309	159	468
19	ADILABAD	0	0	0	0	0	0	0	0	0	0	0	0	0	0	0	0	0	0	0	0	0
20	KARIMNAGAR	559	429	988	0	0	0	0	0	0	0	0	0	0	0	0	0	0	0	559	429	988
21	WARANGAL	300	154	454	0	0	0	0	0	0	0	0	0	0	0	0	0	0	0	300	154	454
22	KHAMMAM	704	562	1266	0	0	0	0	0	0	0	0	0	0	0	0	510	458	968	1214	1020	2234
23	NALGONDA	301	148	449	0	0	0	0	0	0	0	0	0	0	0	0	596	497	1093	897	645	1542
ANDHRA PRADESH		27894	22275	50169	0	0	0	0	0	0	0	0	0	0	0	0	24385	26273	50658	52279	48548	100827

MANAGEMENT WISE ENROLMENT IN TOTAL SCHOOLS 2009-10

SI.No.	DISTRICT	CENTRAL GOVERNMENT			STATE GOVERNMENT			MPP-ZPP			MUNCIPAL			PRIVATE AIDED			PRIVATE UNAIDED			TOTAL		
		BOYS	GIRLS	TOTAL	BOYS	GIRLS	TOTAL	BOYS	GIRLS	TOTAL	BOYS	GIRLS	TOTAL	BOYS	GIRLS	TOTAL	BOYS	GIRLS	TOTAL	BOYS	GIRLS	TOTAL
1	SRIKAKULAM	740	622	1362	20902	21278	42180	123490	132048	255538	4896	6679	11575	1420	1719	3139	59372	38640	98012	210820	200986	411806
2	VIZIANAGARAM	906	272	1178	19005	19973	38978	98790	102070	200860	6376	7201	13577	7434	9001	16435	55614	39216	94830	188125	177733	365858
3	VISAKHAPATNAM	6080	5525	11605	46001	43138	89139	116702	128066	244768	13382	15938	29320	13374	15267	28641	120637	96093	216730	316176	304027	620203
4	EAST GODAVARI	681	587	1268	20800	23159	43959	184764	206652	391416	21619	24117	45736	16805	19045	35850	123670	97549	221219	368339	371109	739448
5	WEST GODAVARI	410	277	687	9039	10520	19559	144734	157341	302075	13515	16557	30072	19695	20242	39937	88894	69606	158500	276287	274543	550830
6	KRISHNA	1465	1332	2797	4443	7057	11500	114865	121825	236690	14464	17545	32009	37121	42475	79596	127431	102361	229792	299789	292595	592384
7	GUNTUR	1067	793	1860	6189	9594	15783	140532	149249	289781	16375	18083	34458	34669	36305	70974	75888	56426	132314	274720	270450	545170
8	PRAKASAM	393	283	676	10988	15515	26503	129152	138164	267316	3014	3524	6538	23926	22014	45940	64046	45348	109394	231519	224848	456367
9	NELLORE	1078	860	1938	9747	9579	19326	107505	113548	221053	7498	8463	15961	10878	11327	22205	64897	50572	115469	201603	194349	395952
10	CHITTOOR	1104	978	2082	13800	15505	29305	158905	170652	329557	13423	14228	27651	5681	6650	12331	130723	96743	227466	323636	304756	628392
11	CUDDAPAH	446	277	723	6317	11067	17384	91535	106315	197850	5726	6972	12698	13760	13602	27362	124467	91220	215687	242251	229453	471704
12	ANANTAPUR	1271	1213	2484	13236	14742	27978	163104	174703	337807	19051	23429	42480	4981	5564	10545	93500	68787	162287	295143	288438	583581
13	KURNOOL	669	490	1159	16742	19883	36625	179854	179099	358953	10383	12219	22602	20756	21632	42388	125750	83873	209623	354154	317196	671350
14	MAHBUBNAGAR	272	155	427	20239	25237	45476	210565	211471	422036	0	0	0	6957	6667	13624	119266	78419	197685	357299	321949	679248
15	RANGAREDDI	7786	7416	15202	7600	11702	19302	149452	163291	312743	0	0	0	6894	7480	14374	379414	318547	697961	551146	508436	1059582
16	HYDERABAD	6615	5483	12098	52062	68559	120621	0	0	0	0	0	0	30418	55326	85744	285830	261589	547419	374925	390957	765882
17	MEDAK	862	644	1506	16177	16491	32668	159992	167788	327780	0	0	0	1921	1398	3319	89375	66469	155844	268327	252790	521117
18	NIZAMABAD	309	159	468	14822	18787	33609	108657	117987	226644	0	0	0	7451	10650	18101	103297	76027	179324	234536	223610	458146
19	ADILABAD	611	360	971	43913	48182	92095	116464	122868	239332	0	0	0	3801	3637	7438	101289	78264	179553	266078	253311	519389
20	KARIMNAGAR	559	429	988	12851	15799	28650	135919	159628	295547	0	0	0	7685	6260	13945	174401	141782	316183	331415	323898	655313
21	WARANGAL	878	719	1597	22197	28396	50593	124829	142031	266860	0	0	0	7987	11906	19893	167808	123753	291561	323699	306805	630504
22	KHAMMAM	1003	806	1809	32690	34643	67333	108061	115823	223884	0	0	0	8696	10868	19564	71296	55684	126980	221746	217824	439570
23	NALGONDA	301	148	449	11187	18124	29311	152516	165218	317734	0	0	0	11531	13146	24677	136867	95522	232389	312402	292158	604560
ANDHRA PRADESH		35506	29828	65334	430947	506930	937877	3020387	3245837	6266224	149722	174955	324677	303841	352181	656022	2883732	2232490	5116222	6824135	6542221	13366356

TYPE WISE TOTAL ENROLMENT 2009-10

SL.NO.	DISTRICT	PRIMARY			UPPER PRIMARY			HIGH SCHOOLS			HIGHER SECONDARY			TOTAL		
		BOYS	GIRLS	TOTAL	BOYS	GIRLS	TOTAL	BOYS	GIRLS	TOTAL	BOYS	GIRLS	TOTAL	BOYS	GIRLS	TOTAL
1	SRIKAKULAM	70704	70891	141595	56746	51307	108053	82803	78394	161197	567	394	961	210820	200986	411806
2	VIZIANAGARAM	77806	77399	155205	35143	29944	65087	74373	70224	144597	803	166	969	188125	177733	365858
3	VISAKHAPATNAM	115296	117082	232378	59795	51513	111308	129742	126114	255856	11343	9318	20661	316176	304027	620203
4	EAST GODAVARI	153124	152473	305597	58362	54585	112947	156190	163571	319761	663	480	1143	368339	371109	739448
5	WEST GODAVARI	114791	114212	229003	44274	40496	84770	115766	118814	234580	1456	1021	2477	276287	274543	550830
6	KRISHNA	114398	112900	227298	54215	51494	105709	129909	124504	254413	1267	3697	4964	299789	292595	592384
7	GUNTUR	109821	113877	223698	38073	37153	75226	126075	118909	244984	751	511	1262	274720	270450	545170
8	PRAKASAM	104743	105219	209962	39016	37946	76962	87510	81542	169052	250	141	391	231519	224848	456367
9	NELLORE	79586	78681	158267	39843	37396	77239	81398	77662	159060	776	610	1386	201603	194349	395952
10	CHITTOOR	131480	125474	256954	56365	50173	106538	134097	127781	261878	1694	1328	3022	323636	304756	628392
11	CUDDAPAH	105587	101262	206849	38524	35129	73653	97694	92785	190479	446	277	723	242251	229453	471704
12	ANANTAPUR	106881	106078	212959	69768	65179	134947	117390	116486	233876	1104	695	1799	295143	288438	583581
13	KURNOOL	137020	131189	268209	86715	78784	165499	129750	106733	236483	669	490	1159	354154	317196	671350
14	MAHBUBNAGAR	140212	133796	274008	79609	71544	151153	137206	116454	253660	272	155	427	357299	321949	679248
15	RANGAREDDI	218028	204046	422074	94928	87495	182423	221848	202151	423999	16342	14744	31086	551146	508436	1059582
16	HYDERABAD	171719	176034	347753	46819	44075	90894	146979	159464	306443	9408	11384	20792	374925	390957	765882
17	MEDAK	108226	104282	212508	49789	46225	96014	109123	101553	210676	1189	730	1919	268327	252790	521117
18	NIZAMABAD	88858	86863	175721	43976	40491	84467	101393	96097	197490	309	159	468	234536	223610	458146
19	ADILABAD	112260	108359	220619	52767	47382	100149	101051	97570	198621	0	0	0	266078	253311	519389
20	KARIMNAGAR	113062	109716	222778	64915	60306	125221	152879	153447	306326	559	429	988	331415	323898	655313
21	WARANGAL	133117	125879	258996	50253	48493	98746	140029	132279	272308	300	154	454	323699	306805	630504
22	KHAMMAM	86451	85025	171476	40301	38126	78427	93780	93653	187433	1214	1020	2234	221746	217824	439570
23	NALGONDA	132343	126003	258346	48366	42051	90417	130796	123459	254255	897	645	1542	312402	292158	604560
ANDHRA PRADESH		2725513	2666740	5392253	1248562	1147287	2395849	2797781	2679646	5477427	52279	48548	100827	6824135	6542221	13366356

MANAGEMENT WISE TEACHERS IN PRIMARY SCHOOLS 2009-10

SI.No.	DISTRICT	CENTRAL GOVERNMENT			STATE GOVERNMENT			MPP-ZPP			MUNCIPAL			PRIVATE AIDED			PRIVATE UNAIDED			TOTAL		
		MEN	WOMEN	TOTAL	MEN	WOMEN	TOTAL	MEN	WOMEN	TOTAL	MEN	WOMEN	TOTAL	MEN	WOMEN	TOTAL	MEN	WOMEN	TOTAL	MEN	WOMEN	TOTAL
1	SRIKAKULAM	2	0	2	235	54	289	2937	1320	4257	61	47	108	24	17	41	308	349	657	3567	1787	5354
2	VIZIANAGARAM	4	1	5	439	140	579	2688	1239	3927	171	118	289	89	79	168	393	448	841	3784	2025	5809
3	VISAKHAPATNAM	4	3	7	595	171	766	2396	1569	3965	113	170	283	64	158	222	407	1062	1469	3579	3133	6712
4	EAST GODAVARI	4	5	9	231	93	324	3480	2387	5867	222	232	454	146	136	282	737	1531	2268	4820	4384	9204
5	WEST GODAVARI	0	0	0	140	74	214	2838	2113	4951	131	208	339	241	277	518	362	974	1336	3712	3646	7358
6	KRISHNA	5	15	20	6	3	9	1838	2071	3909	88	206	294	378	638	1016	371	1283	1654	2686	4216	6902
7	GUNTUR	0	0	0	42	25	67	3130	2734	5864	284	401	685	318	383	701	181	556	737	3955	4099	8054
8	PRAKASAM	0	0	0	81	32	113	3555	2106	5661	38	44	82	424	149	573	326	538	864	4424	2869	7293
9	NELLORE	4	2	6	19	19	38	3039	1860	4899	55	77	132	79	101	180	362	675	1037	3558	2734	6292
10	CHITTOOR	0	0	0	47	41	88	4222	2671	6893	82	146	228	33	39	72	722	1578	2300	5106	4475	9581
11	CUDDAPAH	0	0	0	31	19	50	3552	1969	5521	65	104	169	133	80	213	945	1117	2062	4726	3289	8015
12	ANANTAPUR	11	10	21	8	13	21	2881	1690	4571	126	187	313	37	50	87	586	876	1462	3649	2826	6475
13	KURNOOL	0	0	0	52	52	104	2300	1553	3853	124	194	318	220	140	360	607	1343	1950	3303	3282	6585
14	MAHBUBNAGAR	0	0	0	154	195	349	3010	1902	4912	0	0	0	86	79	165	1025	1731	2756	4275	3907	8182
15	RANGAREDDI	9	11	20	23	43	66	1600	1495	3095	0	0	0	16	70	86	1112	5401	6513	2760	7020	9780
16	HYDERABAD	12	27	39	522	1885	2407	0	0	0	0	0	0	57	673	730	734	5470	6204	1325	8055	9380
17	MEDAK	0	0	0	70	82	152	2347	1458	3805	0	0	0	13	9	22	515	1206	1721	2945	2755	5700
18	NIZAMABAD	0	0	0	90	113	203	1730	1140	2870	0	0	0	44	74	118	688	1270	1958	2552	2597	5149
19	ADILABAD	12	4	16	1056	214	1270	2282	1028	3310	0	0	0	28	24	52	596	984	1580	3974	2254	6228
20	KARIMNAGAR	0	0	0	67	116	183	2663	1754	4417	0	0	0	46	84	130	1378	2194	3572	4154	4148	8302
21	WARANGAL	11	14	25	494	240	734	3143	1579	4722	0	0	0	107	150	257	1513	1884	3397	5268	3867	9135
22	KHAMMAM	0	0	0	593	250	843	2169	1368	3537	0	0	0	58	154	212	591	909	1500	3411	2681	6092
23	NALGONDA	0	0	0	111	101	212	3303	1769	5072	0	0	0	94	85	179	1073	1041	2114	4581	2996	7577
ANDHRA PRADESH		78	92	170	5106	3975	9081	61103	38775	99878	1560	2134	3694	2735	3649	6384	15532	34420	49952	86114	83045	169159

MANAGEMENT WISE TEACHERS IN HIGH SCHOOLS 2009-10

iteacherz.blogspot.com

SI.No.	DISTRICT	CENTRAL GOVERNMENT			STATE GOVERNMENT			MPP-ZPP			MUNCIPAL			PRIVATE AIDED			PRIVATE UNAIDED			TOTAL		
		MEN	WOMEN	TOTAL	MEN	WOMEN	TOTAL	MEN	WOMEN	TOTAL	MEN	WOMEN	TOTAL	MEN	WOMEN	TOTAL	MEN	WOMEN	TOTAL	MEN	WOMEN	TOTAL
1	SRIKAKULAM	6	0	6	720	352	1072	2280	673	2953	79	43	122	6	7	13	816	437	1253	3907	1512	5419
2	VIZIANAGARAM	5	6	11	393	274	667	1809	629	2438	93	84	177	58	45	103	770	406	1176	3128	1444	4572
3	VISAKHAPATNAM	3	7	10	854	385	1239	1560	1151	2711	135	157	292	149	164	313	1258	1846	3104	3959	3710	7669
4	EAST GODAVARI	7	5	12	546	434	980	3368	1825	5193	282	204	486	283	253	536	1575	1209	2784	6061	3930	9991
5	WEST GODAVARI	0	0	0	312	272	584	2652	1558	4210	205	171	376	235	230	465	1167	868	2035	4571	3099	7670
6	KRISHNA	32	24	56	188	216	404	2246	1843	4089	260	285	545	285	441	726	1227	1492	2719	4238	4301	8539
7	GUNTUR	1	3	4	221	304	525	2364	1542	3906	184	205	389	475	455	930	932	922	1854	4177	3431	7608
8	PRAKASAM	6	3	9	407	362	769	2673	1229	3902	75	60	135	299	135	434	1266	584	1850	4726	2373	7099
9	NELLORE	93	45	138	277	232	509	2340	1324	3664	113	93	206	123	105	228	965	643	1608	3911	2442	6353
10	CHITTOOR	7	7	14	391	398	789	3232	1810	5042	91	131	222	112	99	211	1933	1176	3109	5766	3621	9387
11	CUDDAPAH	0	0	0	257	324	581	2143	1045	3188	99	66	165	256	135	391	2057	804	2861	4812	2374	7186
12	ANANTAPUR	48	28	76	368	279	647	2880	1384	4264	175	154	329	74	74	148	1190	695	1885	4735	2614	7349
13	KURNOOL	0	0	0	454	438	892	2551	1508	4059	115	88	203	258	151	409	1375	881	2256	4753	3066	7819
14	MAHBUBNAGAR	0	0	0	564	620	1184	3589	1640	5229	0	0	0	99	69	168	1966	1037	3003	6218	3366	9584
15	RANGAREDDI	37	105	142	161	193	354	2074	1589	3663	0	0	0	46	96	142	3291	5804	9095	5609	7787	13396
16	HYDERABAD	32	54	86	799	1843	2642	0	0	0	0	0	0	230	909	1139	2102	5925	8027	3163	8731	11894
17	MEDAK	0	0	0	399	271	670	2922	1290	4212	0	0	0	10	15	25	1207	852	2059	4538	2428	6966
18	NIZAMABAD	0	0	0	339	268	607	2666	1113	3779	0	0	0	89	108	197	1292	791	2083	4386	2280	6666
19	ADILABAD	22	9	31	900	306	1206	2205	701	2906	0	0	0	56	52	108	1098	470	1568	4281	1538	5819
20	KARIMNAGAR	0	0	0	420	320	740	4035	1502	5537	0	0	0	128	102	230	3177	1317	4494	7760	3241	11001
21	WARANGAL	28	13	41	787	442	1229	3300	1331	4631	0	0	0	159	161	320	2989	1245	4234	7263	3192	10455
22	KHAMMAM	9	1	10	824	492	1316	2111	1166	3277	0	0	0	115	205	320	1125	892	2017	4184	2756	6940
23	NALGONDA	0	0	0	395	367	762	3481	1383	4864	0	0	0	84	110	194	1895	612	2507	5855	2472	8327
ANDHRA PRADESH		336	310	646	10976	9392	20368	58481	29236	87717	1906	1741	3647	3629	4121	7750	36673	30908	67581	112001	75708	187709

MANAGEMENT WISE TEACHERS IN UPPER PRIMARY SCHOOLS 2009-10

Sl.No.	DISTRICT	CENTRAL GOVERNMENT			STATE GOVERNMENT			MPP-ZPP			MUNCIPAL			PRIVATE AIDED			PRIVATE UNAIDED			TOTAL		
		MEN	WOMEN	TOTAL	MEN	WOMEN	TOTAL	MEN	WOMEN	TOTAL	MEN	WOMEN	TOTAL	MEN	WOMEN	TOTAL	MEN	WOMEN	TOTAL	MEN	WOMEN	TOTAL
1	SRIKAKULAM	0	0	0	128	37	165	1831	789	2620	16	6	22	18	5	23	1319	918	2237	3312	1755	5067
2	VIZIANAGARAM	0	0	0	94	22	116	842	356	1198	3	0	3	5	4	9	832	712	1544	1776	1094	2870
3	VISAKHAPATNAM	0	0	0	171	24	195	541	396	937	10	17	27	33	64	97	1132	1298	2430	1887	1799	3686
4	EAST GODAVARI	0	0	0	174	25	199	831	490	1321	15	22	37	93	103	196	1092	1402	2494	2205	2042	4247
5	WEST GODAVARI	0	0	0	15	8	23	705	510	1215	23	40	63	46	38	84	715	936	1651	1504	1532	3036
6	KRISHNA	0	0	0	0	0	0	1247	1143	2390	5	16	21	117	239	356	556	1117	1673	1925	2515	4440
7	GUNTUR	0	0	0	12	6	18	803	718	1521	75	75	150	100	123	223	235	309	544	1225	1231	2456
8	PRAKASAM	0	0	0	15	3	18	1254	781	2035	13	7	20	150	52	202	442	401	843	1874	1244	3118
9	NELLORE	0	0	0	8	4	12	1308	814	2122	5	5	10	97	71	168	631	650	1281	2049	1544	3593
10	CHITTOOR	0	0	0	12	19	31	1200	788	1988	42	67	109	10	16	26	1169	1333	2502	2433	2223	4656
11	CUDDAPAH	0	0	0	4	1	5	880	501	1381	15	9	24	110	61	171	933	561	1494	1942	1133	3075
12	ANANTAPUR	0	0	0	4	7	11	1573	969	2542	58	85	143	1	4	5	1221	748	1969	2857	1813	4670
13	KURNOOL	0	0	0	17	11	28	1195	761	1956	11	38	49	100	50	150	1310	1174	2484	2633	2034	4667
14	MAHBUBNAGAR	0	0	0	37	5	42	1647	946	2593	0	0	0	37	22	59	1347	1095	2442	3068	2068	5136
15	RANGAREDDI	0	0	0	21	11	32	532	472	1004	0	0	0	14	72	86	1480	3166	4646	2047	3721	5768
16	HYDERABAD	0	0	0	7	48	55	0	0	0	0	0	0	40	178	218	543	2240	2783	590	2466	3056
17	MEDAK	0	0	0	14	18	32	971	537	1508	0	0	0	3	1	4	1010	726	1736	1998	1282	3280
18	NIZAMABAD	0	0	0	59	36	95	717	421	1138	0	0	0	35	28	63	1293	1099	2392	2104	1584	3688
19	ADILABAD	0	0	0	264	53	317	998	400	1398	0	0	0	7	12	19	892	650	1542	2161	1115	3276
20	KARIMNAGAR	0	0	0	5	7	12	1282	652	1934	0	0	0	13	21	34	2144	1689	3833	3444	2369	5813
21	WARANGAL	0	0	0	41	34	75	1243	640	1883	0	0	0	119	58	177	1543	867	2410	2946	1599	4545
22	KHAMMAM	0	0	0	104	17	121	1154	579	1733	0	0	0	3	4	7	614	672	1286	1875	1272	3147
23	NALGONDA	0	0	0	43	26	69	806	486	1292	0	0	0	11	33	44	855	527	1382	1715	1072	2787
ANDHRA PRADESH		0	0	0	1249	422	1671	23560	14149	37709	291	387	678	1162	1259	2421	23308	24290	47598	49570	40507	90077

MANAGEMENT WISE TEACHERS IN HIGHER SECONDARYSCHOOLS 2009-10

SI.No.	DISTRICT	CENTRAL GOVERNMENT			STATE GOVERNMENT			MPP-ZPP			MUNCIPAL			PRIVATE AIDED			PRIVATE UNAIDED			TOTAL		
		MEN	WOMEN	TOTAL	MEN	WOMEN	TOTAL	MEN	WOMEN	TOTAL	MEN	WOMEN	TOTAL	MEN	WOMEN	TOTAL	MEN	WOMEN	TOTAL	MEN	WOMEN	TOTAL
1	SRIKAKULAM	32	8	40	0	0	0	0	0	0	0	0	0	0	0	0	0	0	0	32	8	40
2	VIZIANAGARAM	42	5	47	0	0	0	0	0	0	0	0	0	0	0	0	0	0	0	42	5	47
3	VISAKHAPATNAM	188	217	405	0	0	0	0	0	0	0	0	0	0	0	91	295	386	279	512	791	
4	EAST GODAVARI	35	13	48	0	0	0	0	0	0	0	0	0	0	0	3	2	5	38	15	53	
5	WEST GODAVARI	18	16	34	0	0	0	0	0	0	0	0	0	0	0	44	52	96	62	68	130	
6	KRISHNA	49	16	65	0	0	0	0	0	0	0	0	0	0	0	39	64	103	88	80	168	
7	GUNTUR	36	17	53	0	0	0	0	0	0	0	0	0	0	0	4	5	9	40	22	62	
8	PRAKASAM	14	10	24	0	0	0	0	0	0	0	0	0	0	0	0	0	0	14	10	24	
9	NELLORE	0	0	0	0	0	0	0	0	0	0	0	0	0	0	14	21	35	14	21	35	
10	CHITTOOR	39	27	66	0	0	0	0	0	0	0	0	0	0	0	65	41	106	104	68	172	
11	CUDDAPAH	27	7	34	0	0	0	0	0	0	0	0	0	0	0	0	0	0	27	7	34	
12	ANANTAPUR	23	13	36	0	0	0	0	0	0	0	0	0	0	0	22	42	64	45	55	100	
13	KURNOOL	33	15	48	0	0	0	0	0	0	0	0	0	0	0	0	0	0	33	15	48	
14	MAHBUBNAGAR	19	2	21	0	0	0	0	0	0	0	0	0	0	0	0	0	0	19	2	21	
15	RANGAREDDI	160	314	474	0	0	0	0	0	0	0	0	0	0	0	195	543	738	355	857	1212	
16	HYDERABAD	93	244	337	0	0	0	0	0	0	0	0	0	0	0	80	496	576	173	740	913	
17	MEDAK	34	30	64	0	0	0	0	0	0	0	0	0	0	0	8	6	14	42	36	78	
18	NIZAMABAD	18	6	24	0	0	0	0	0	0	0	0	0	0	0	0	0	0	18	6	24	
19	ADILABAD	0	0	0	0	0	0	0	0	0	0	0	0	0	0	0	0	0	0	0	0	
20	KARIMNAGAR	24	15	39	0	0	0	0	0	0	0	0	0	0	0	0	0	0	24	15	39	
21	WARANGAL	20	4	24	0	0	0	0	0	0	0	0	0	0	0	0	0	0	20	4	24	
22	KHAMMAM	44	42	86	0	0	0	0	0	0	0	0	0	0	0	8	10	18	52	52	104	
23	NALGONDA	17	6	23	0	0	0	0	0	0	0	0	0	0	0	4	1	5	21	7	28	
ANDHRA PRADESH		965	1027	1992	0	0	0	0	0	0	0	0	0	0	0	577	1578	2155	1542	2605	4147	

MANAGEMENT WISE TEACHERS IN TOTAL SCHOOLS 2009-10

Sl.No.	DISTRICT	CENTRAL GOVERNMENT			STATE GOVERNMENT			MPP-ZPP			MUNCIPAL			PRIVATE AIDED			PRIVATE UNAIDED			TOTAL		
		MEN	WOMEN	TOTAL	MEN	WOMEN	TOTAL	MEN	WOMEN	TOTAL	MEN	WOMEN	TOTAL	MEN	WOMEN	TOTAL	MEN	WOMEN	TOTAL	MEN	WOMEN	TOTAL
1	SRIKAKULAM	40	8	48	1083	443	1526	7048	2782	9830	156	96	252	48	29	77	2443	1704	4147	10818	5062	15880
2	VIZIANAGARAM	51	12	63	926	436	1362	5339	2224	7563	267	202	469	\	128	280	1995	1566	3561	8730	4568	13298
3	VISAKHAPATNAM	195	227	422	1620	580	2200	4497	3116	7613	258	344	602	246	386	632	2888	4501	7389	9704	9154	18858
4	EAST GODAVARI	46	23	69	951	552	1503	7679	4702	12381	519	458	977	522	492	1014	3407	4144	7551	13124	10371	23495
5	WEST GODAVARI	18	16	34	467	354	821	6195	4181	10376	359	419	778	522	545	1067	2288	2830	5118	9849	8345	18194
6	KRISHNA	86	55	141	194	219	413	5331	5057	10388	353	507	860	780	1318	2098	2193	3956	6149	8937	11112	20049
7	GUNTUR	37	20	57	275	335	610	6297	4994	11291	543	681	1224	893	961	1854	1352	1792	3144	9397	8783	18180
8	PRAKASAM	20	13	33	503	397	900	7482	4116	11598	126	111	237	873	336	1209	2034	1523	3557	11038	6496	17534
9	NELLORE	97	47	144	304	255	559	6687	3998	10685	173	175	348	299	277	576	1972	1989	3961	9532	6741	16273
10	CHITTOOR	46	34	80	450	458	908	8654	5269	13923	215	344	559	155	154	309	3889	4128	8017	13409	10387	23796
11	CUDDAPAH	27	7	34	292	344	636	6575	3515	10090	179	179	358	499	276	775	3935	2482	6417	11507	6803	18310
12	ANANTAPUR	82	51	133	380	299	679	7334	4043	11377	359	426	785	112	128	240	3019	2361	5380	11286	7308	18594
13	KURNOOL	33	15	48	523	501	1024	6046	3822	9868	250	320	570	578	341	919	3292	3398	6690	10722	8397	19119
14	MAHBUBNAGAR	19	2	21	755	820	1575	8246	4488	12734	0	0	0	222	170	392	4338	3863	8201	13580	9343	22923
15	RANGAREDDI	206	430	636	205	247	452	4206	3556	7762	0	0	0	76	238	314	6078	14914	20992	10771	19385	30156
16	HYDERABAD	137	325	462	1328	3776	5104	0	0	0	0	0	0	327	1760	2087	3459	14131	17590	5251	19992	25243
17	MEDAK	34	30	64	483	371	854	6240	3285	9525	0	0	0	26	25	51	2740	2790	5530	9523	6501	16024
18	NIZAMABAD	18	6	24	488	417	905	5113	2674	7787	0	0	0	168	210	378	3273	3160	6433	9060	6467	15527
19	ADILABAD	34	13	47	2220	573	2793	5485	2129	7614	0	0	0	91	88	179	2586	2104	4690	10416	4907	15323
20	KARIMNAGAR	24	15	39	492	443	935	7980	3908	11888	0	0	0	187	207	394	6699	5200	11899	15382	9773	25155
21	WARANGAL	59	31	90	1322	716	2038	7686	3550	11236	0	0	0	385	369	754	6045	3996	10041	15497	8662	24159
22	KHAMMAM	53	43	96	1521	759	2280	5434	3113	8547	0	0	0	176	363	539	2338	2483	4821	9522	6761	16283
23	NALGONDA	17	6	23	549	494	1043	7590	3638	11228	0	0	0	189	228	417	3827	2181	6008	12172	6547	18719
ANDHRA PRADESH		1379	1429	2808	17331	13789	31120	143144	82160	225304	3757	4262	8019	7374	9029	16555	76090	91196	167286	249227	201865	451092

TYPE WISE TEACHERS 2009-10

SL.NO.	DISTRICT	PRIMARY			UPPER PRIMARY			HIGH SCHOOLS			HIGHER SECONDARY			TOTAL		
		MEN	WOMEN	TOTAL	MEN	WOMEN	TOTAL	MEN	WOMEN	TOTAL	MEN	WOMEN	TOTAL	MEN	WOMEN	TOTAL
1	SRIKAKULAM	3567	1787	5354	3312	1755	5067	3907	1512	5419	32	8	40	10818	5062	15880
2	VIZIANAGARAM	3784	2025	5809	1776	1094	2870	3128	1444	4572	42	5	47	8730	4568	13298
3	VISAKHAPATNAM	3579	3133	6712	1887	1799	3686	3959	3710	7669	279	512	791	9704	9154	18858
4	EAST GODAVARI	4820	4384	9204	2205	2042	4247	6061	3930	9991	38	15	53	13124	10371	23495
5	WEST GODAVARI	3712	3646	7358	1504	1532	3036	4571	3099	7670	62	68	130	9849	8345	18194
6	KRISHNA	2686	4216	6902	1925	2515	4440	4238	4301	8539	88	80	168	8937	11112	20049
7	GUNTUR	3955	4099	8054	1225	1231	2456	4177	3431	7608	40	22	62	9397	8783	18180
8	PRAKASAM	4424	2869	7293	1874	1244	3118	4726	2373	7099	14	10	24	11038	6496	17534
9	NELLORE	3558	2734	6292	2049	1544	3593	3911	2442	6353	14	21	35	9532	6741	16273
10	CHITTOOR	5106	4475	9581	2433	2223	4656	5766	3621	9387	104	68	172	13409	10387	23796
11	CUDDAPAH	4726	3289	8015	1942	1133	3075	4812	2374	7186	27	7	34	11507	6803	18310
12	ANANTAPUR	3649	2826	6475	2857	1813	4670	4735	2614	7349	45	55	100	11286	7308	18594
13	KURNOOL	3303	3282	6585	2633	2034	4667	4753	3066	7819	33	15	48	10722	8397	19119
14	MAHBUBNAGAR	4275	3907	8182	3068	2068	5136	6218	3366	9584	19	2	21	13580	9343	22923
15	RANGAREDDI	2760	7020	9780	2047	3721	5768	5609	7787	13396	355	857	1212	10771	19385	30156
16	HYDERABAD	1325	8055	9380	590	2466	3056	3163	8731	11894	173	740	913	5251	19992	25243
17	MEDAK	2945	2755	5700	1998	1282	3280	4538	2428	6966	42	36	78	9523	6501	16024
18	NIZAMABAD	2552	2597	5149	2104	1584	3688	4386	2280	6666	18	6	24	9060	6467	15527
19	ADILABAD	3974	2254	6228	2161	1115	3276	4281	1538	5819	0	0	0	10416	4907	15323
20	KARIMNAGAR	4154	4148	8302	3444	2369	5813	7760	3241	11001	24	15	39	15382	9773	25155
21	WARANGAL	5268	3867	9135	2946	1599	4545	7263	3192	10455	20	4	24	15497	8662	24159
22	KHAMMAM	3411	2681	6092	1875	1272	3147	4184	2756	6940	52	52	104	9522	6761	16283
23	NALGONDA	4581	2996	7577	1715	1072	2787	5855	2472	8327	21	7	28	12172	6547	18719
ANDHRA PRADESH		86114	83045	169159	49570	40507	90077	112001	75708	187709	1542	2605	4147	249227	201865	451092

MANAGEMENT WISE VIDYA VOLUNTEERS IN PRIMARY SCHOOLS www.itteacher.blogspot.com

SI.No.	DISTRICT	CENTRAL GOVERNMENT			STATE GOVERNMENT			MPP-ZPP			MUNCIPAL			PRIVATE AIDED			PRIVATE UNAIDED			TOTAL		
		MEN	WOMEN	TOTAL	MEN	WOMEN	TOTAL	MEN	WOMEN	TOTAL	MEN	WOMEN	TOTAL	MEN	WOMEN	TOTAL	MEN	WOMEN	TOTAL	MEN	WOMEN	TOTAL
1	SRIKAKULAM	0	0	0	58	24	82	288	331	619	26	56	82	0	0	0	0	0	0	372	411	783
2	VIZIANAGARAM	0	0	0	90	49	139	118	92	210	3	16	19	0	0	0	0	0	0	211	157	368
3	VISAKHAPATNAM	0	0	0	540	159	699	659	436	1095	31	213	244	0	0	0	0	0	0	1230	808	2038
4	EAST GODAVARI	0	0	0	88	47	135	321	550	871	76	172	248	0	0	0	0	0	0	485	769	1254
5	WEST GODAVARI	0	0	0	22	6	28	151	221	372	35	74	109	0	0	0	0	0	0	208	301	509
6	KRISHNA	0	0	0	1	5	6	148	216	364	47	169	216	0	0	0	0	0	0	196	390	586
7	GUNTUR	0	0	0	13	13	26	178	265	443	8	23	31	0	0	0	0	0	0	199	301	500
8	PRAKASAM	0	0	0	28	22	50	215	223	438	4	16	20	0	0	0	0	0	0	247	261	508
9	NELLORE	0	0	0	9	18	27	155	297	452	20	114	134	0	0	0	0	0	0	184	429	613
10	CHITTOOR	0	0	0	7	11	18	191	432	623	25	105	130	0	0	0	0	0	0	223	548	771
11	CUDDAPAH	0	0	0	1	9	10	181	256	437	15	21	36	0	0	0	0	0	0	197	286	483
12	ANANTAPUR	0	0	0	2	3	5	494	401	895	96	234	330	0	0	0	0	0	0	592	638	1230
13	KURNOOL	0	0	0	32	43	75	694	521	1215	43	78	121	0	0	0	0	0	0	769	642	1411
14	MAHBUBNAGAR	0	0	0	35	62	97	703	796	1499	0	0	0	0	0	0	0	0	0	738	858	1596
15	RANGAREDDI	0	0	0	8	48	56	305	976	1281	0	0	0	0	0	0	0	0	0	313	1024	1337
16	HYDERABAD	0	0	0	2	6	8	0	0	0	0	0	0	0	0	0	0	0	0	2	6	8
17	MEDAK	0	0	0	10	79	89	503	749	1252	0	0	0	0	0	0	0	0	0	513	828	1341
18	NIZAMABAD	0	0	0	25	78	103	249	357	606	0	0	0	0	0	0	0	0	0	274	435	709
19	ADILABAD	0	0	0	461	256	717	572	545	1117	0	0	0	0	0	0	0	0	0	1033	801	1834
20	KARIMNAGAR	0	0	0	15	24	39	183	268	451	0	0	0	0	0	0	0	0	0	198	292	490
21	WARANGAL	0	0	0	65	36	101	205	230	435	0	0	0	0	0	0	0	0	0	270	266	536
22	KHAMMAM	0	0	0	118	113	231	430	508	938	0	0	0	0	0	0	0	0	0	548	621	1169
23	NALGONDA	0	0	0	18	43	61	524	638	1162	0	0	0	0	0	0	0	0	0	542	681	1223
ANDHRA PRADESH		0	0	0	1648	1154	2802	7467	9308	16775	429	1291	1720	0	0	0	0	0	0	9544	11753	21297

MANAGEMENT WISE VIDYA VOLUNTEERS IN UPPER PRIMARY SCHOOLS 2009-10

Sl.No.	DISTRICT	CENTRAL GOVERNMENT			STATE GOVERNMENT			MPP-ZPP			MUNCIPAL			PRIVATE AIDED			PRIVATE UNAIDED			TOTAL		
		MEN	WOMEN	TOTAL	MEN	WOMEN	TOTAL	MEN	WOMEN	TOTAL	MEN	WOMEN	TOTAL	MEN	WOMEN	TOTAL	MEN	WOMEN	TOTAL	MEN	WOMEN	TOTAL
1	SRIKAKULAM	0	0	0	25	4	29	425	296	721	15	5	20	0	0	0	0	0	0	465	305	770
2	VIZIANAGARAM	0	0	0	24	18	42	68	42	110	1	2	3	0	0	0	0	0	0	93	62	155
3	VISAKHAPATNAM	0	0	0	136	45	181	282	255	537	3	18	21	0	0	0	0	0	0	421	318	739
4	EAST GODAVARI	0	0	0	30	37	67	265	366	631	14	46	60	0	0	0	0	0	0	309	449	758
5	WEST GODAVARI	0	0	0	8	1	9	95	124	219	5	35	40	0	0	0	0	0	0	108	160	268
6	KRISHNA	0	0	0	0	0	0	104	210	314	3	8	11	0	0	0	0	0	0	107	218	325
7	GUNTUR	0	0	0	8	14	22	205	278	483	10	33	43	0	0	0	0	0	0	223	325	548
8	PRAKASAM	0	0	0	12	3	15	155	144	299	4	7	11	0	0	0	0	0	0	171	154	325
9	NELLORE	0	0	0	0	6	6	122	182	304	1	13	14	0	0	0	0	0	0	123	201	324
10	CHITTOOR	0	0	0	1	3	4	218	259	477	14	61	75	0	0	0	0	0	0	233	323	556
11	CUDDAPAH	0	0	0	0	0	0	143	120	263	7	7	14	0	0	0	0	0	0	150	127	277
12	ANANTAPUR	0	0	0	5	7	12	644	364	1008	65	165	230	0	0	0	0	0	0	714	536	1250
13	KURNOOL	0	0	0	14	17	31	910	521	1431	10	39	49	0	0	0	0	0	0	934	577	1511
14	MAHBUBNAGAR	0	0	0	20	23	43	537	643	1180	0	0	0	0	0	0	0	0	0	557	666	1223
15	RANGAREDDI	0	0	0	9	22	31	134	261	395	0	0	0	0	0	0	0	0	0	143	283	426
16	HYDERABAD	0	0	0	0	0	0	0	0	0	0	0	0	0	0	0	0	0	0	0	0	0
17	MEDAK	0	0	0	6	10	16	399	519	918	0	0	0	0	0	0	0	0	0	405	529	934
18	NIZAMABAD	0	0	0	13	20	33	134	192	326	0	0	0	0	0	0	0	0	0	147	212	359
19	ADILABAD	0	0	0	77	40	117	484	421	905	0	0	0	0	0	0	0	0	0	561	461	1022
20	KARIMNAGAR	0	0	0	19	9	28	136	209	345	0	0	0	0	0	0	0	0	0	155	218	373
21	WARANGAL	0	0	0	16	8	24	109	165	274	0	0	0	0	0	0	0	0	0	125	173	298
22	KHAMMAM	0	0	0	25	24	49	436	346	782	0	0	0	0	0	0	0	0	0	461	370	831
23	NALGONDA	0	0	0	34	25	59	206	264	470	0	0	0	0	0	0	0	0	0	240	289	529
ANDHRA PRADESH		0	0	0	482	336	818	6211	6181	12392	152	439	591	0	0	0	0	0	0	6845	6956	13801

SI.No.	DISTRICT	PRE-PRIMARY			CLASS-I			CLASS-II			CLASS-III			CLASS-IV			CLASS-V		
		BOYS	GIRLS	TOTAL	BOYS	GIRLS	TOTAL	BOYS	GIRLS	TOTAL	BOYS	GIRLS	TOTAL	BOYS	GIRLS	TOTAL	BOYS	GIRLS	TOTAL
1	SRIKAKULAM	1727	1270	2997	24381	22178	46559	23040	22177	45217	23182	22014	45196	23131	22433	45564	22866	22150	45016
2	VIZIANAGARAM	4349	3405	7754	21544	20769	42313	20929	20196	41125	21410	20444	41854	20502	19564	40066	20241	19556	39797
3	VISAKHAPATNAM	9124	7570	16694	35544	34542	70086	33570	33144	66714	35097	33683	68780	34171	33553	67724	34099	32440	66539
4	EAST GODAVARI	17356	14511	31867	37470	36383	73853	37283	36803	74086	38230	37793	76023	38198	38127	76325	37673	38121	75794
5	WEST GODAVARI	7396	6007	13403	29131	27626	56757	28938	28059	56997	29006	28457	57463	29269	28662	57931	29331	29670	59001
6	KRISHNA	6929	5372	12301	31077	30074	61151	30897	29731	60628	31365	30972	62337	31533	31611	63144	31925	32153	64078
7	GUNTUR	5914	4861	10775	30488	30477	60965	28965	29324	58289	29042	29298	58340	28322	28802	57124	28258	28738	56996
8	PRAKASAM	1196	969	2165	30288	29356	59644	27598	27641	55239	26708	27125	53833	25936	25821	51757	25007	25018	50025
9	NELLORE	2173	1713	3886	24162	23020	47182	21918	21055	42973	22027	21312	43339	21737	21143	42880	22124	21996	44120
10	CHITTOOR	14919	11505	26424	33336	31161	64497	32435	30734	63169	31779	30133	61912	31698	30241	61939	33016	31867	64883
11	CUDDAPAH	5762	4683	10445	29097	26696	55793	25988	24833	50821	25719	24401	50120	24885	24224	49109	24788	24372	49160
12	ANANTAPUR	3080	2343	5423	36015	33379	69394	33209	31815	65024	31404	30843	62247	30537	30268	60805	31050	30893	61943
13	KURNOOL	10617	7664	18281	42780	40475	83255	40474	39300	79774	39821	38463	78284	37909	36195	74104	36974	34715	71689
14	MAHBUBNAGAR	8222	5202	13424	55156	52798	107954	40680	39481	80161	37901	36042	73943	35926	32842	68768	33628	30494	64122
15	RANGAREDDI	48370	40566	88936	65502	61053	126555	56689	52528	109217	54608	50710	105318	51761	49086	100847	50809	48214	99023
16	HYDERABAD	21232	19893	41125	42205	42171	84376	40790	40430	81220	39205	40428	79633	38736	39654	78390	37331	38680	76011
17	MEDAK	6219	4270	10489	39589	36465	76054	27685	26484	54169	26517	25786	52303	25796	25302	51098	25993	25183	51176
18	NIZAMABAD	7150	5888	13038	26927	24817	51744	25020	23995	49015	24067	23314	47381	23006	22551	45557	23170	22557	45727
19	ADILABAD	11089	8245	19334	35216	33457	68673	29919	28558	58477	27831	26618	54449	27370	26414	53784	26875	26193	53068
20	KARIMNAGAR	8115	5879	13994	34133	31730	65863	30370	29247	59617	31356	30434	61790	32315	31294	63609	33890	33507	67397
21	WARANGAL	15072	10769	25841	40096	37824	77920	28820	27866	56686	29800	29220	59020	30048	30007	60055	31998	31217	63215
22	KHAMMAM	986	773	1759	27094	25329	52423	23010	22612	45622	23685	23095	46780	23256	22767	46023	23348	23182	46530
23	NALGONDA	16571	11188	27759	39526	37233	76759	29640	28922	58562	29092	28090	57182	28922	27900	56822	29760	28697	58457
ANDHRA PRADESH		233568	184546	418114	810757	769013	1579770	717867	694935	1412802	708852	688675	1397527	694964	678461	1373425	694154	679613	1373767

SI.No.	DISTRICT	PRE-PRIMARY			CLASS-I			CLASS-II			CLASS-III			CLASS-IV			CLASS-V		
		BOYS	GIRLS	TOTAL	BOYS	GIRLS	TOTAL	BOYS	GIRLS	TOTAL	BOYS	GIRLS	TOTAL	BOYS	GIRLS	TOTAL	BOYS	GIRLS	TOTAL
1	SRIKAKULAM	1727	1270	2997	24381	22178	46559	23040	22177	45217	23182	22014	45196	23131	22433	45564	22866	22150	45016
2	VIZIANAGARAM	4349	3405	7754	21544	20769	42313	20929	20196	41125	21410	20444	41854	20502	19564	40066	20241	19556	39797
3	VISAKHAPATNAM	9124	7570	16694	35544	34542	70086	33570	33144	66714	35097	33683	68780	34171	33553	67724	34099	32440	66539
4	EAST GODAVARI	17356	14511	31867	37470	36383	73853	37283	36803	74086	38230	37793	76023	38198	38127	76325	37673	38121	75794
5	WEST GODAVARI	7396	6007	13403	29131	27626	56757	28938	28059	56997	29006	28457	57463	29269	28662	57931	29331	29670	59001
6	KRISHNA	6929	5372	12301	31077	30074	61151	30897	29731	60628	31365	30972	62337	31533	31611	63144	31925	32153	64078
7	GUNTUR	5914	4861	10775	30488	30477	60965	28965	29324	58289	29042	29298	58340	28322	28802	57124	28258	28738	56996
8	PRAKASAM	1196	969	2165	30288	29356	59644	27598	27641	55239	26708	27125	53833	25936	25821	51757	25007	25018	50025
9	NELLORE	2173	1713	3886	24162	23020	47182	21918	21055	42973	22027	21312	43339	21737	21143	42880	22124	21996	44120
10	CHITTOOR	14919	11505	26424	33336	31161	64497	32435	30734	63169	31779	30133	61912	31698	30241	61939	33016	31867	64883
11	CUDDAPAH	5762	4683	10445	29097	26696	55793	25988	24833	50821	25719	24401	50120	24885	24224	49109	24788	24372	49160
12	ANANTAPUR	3080	2343	5423	36015	33379	69394	33209	31815	65024	31404	30843	62247	30537	30268	60805	31050	30893	61943
13	KURNOOL	10617	7664	18281	42780	40475	83255	40474	39300	79774	39821	38463	78284	37909	36195	74104	36974	34715	71689
14	MAHBUBNAGAR	8222	5202	13424	55156	52798	107954	40680	39481	80161	37901	36042	73943	35926	32842	68768	33628	30494	64122
15	RANGAREDDI	48370	40566	88936	65502	61053	126555	56689	52528	109217	54608	50710	105318	51761	49086	100847	50809	48214	99023
16	HYDERABAD	21232	19893	41125	42205	42171	84376	40790	40430	81220	39205	40428	79633	38736	39654	78390	37331	38680	76011
17	MEDAK	6219	4270	10489	39589	36465	76054	27685	26484	54169	26517	25786	52303	25796	25302	51098	25993	25183	51176
18	NIZAMABAD	7150	5888	13038	26927	24817	51744	25020	23995	49015	24067	23314	47381	23006	22551	45557	23170	22557	45727
19	ADILABAD	11089	8245	19334	35216	33457	68673	29919	28558	58477	27831	26618	54449	27370	26414	53784	26875	26193	53068
20	KARIMNAGAR	8115	5879	13994	34133	31730	65863	30370	29247	59617	31356	30434	61790	32315	31294	63609	33890	33507	67397
21	WARANGAL	15072	10769	25841	40096	37824	77920	28820	27866	56686	29800	29220	59020	30048	30007	60055	31998	31217	63215
22	KHAMMAM	986	773	1759	27094	25329	52423	23010	22612	45622	23685	23095	46780	23256	22767	46023	23348	23182	46530
23	NALGONDA	16571	11188	27759	39526	37233	76759	29640	28922	58562	29092	28090	57182	28922	27900	56822	29760	28697	58457
ANDHRA PRADESH		233568	184546	418114	810757	769013	1579770	717867	694935	1412802	708852	688675	1397527	694964	678461	1373425	694154	679613	1373767

CLASS WISE ENROLMENT 2009-10 ALL (VI-XII)

SI.No.	DISTRICT	CLASS-VI			CLASS-VII			CLASS-VIII			CLASS-IX			CLASS-X			CLASS-XI			CLASS-XII		
		BOYS	GIRLS	TOTAL	BOYS	GIRLS	TOTAL	BOYS	GIRLS	TOTAL	BOYS	GIRLS	TOTAL	BOYS	GIRLS	TOTAL	BOYS	GIRLS	TOTAL	BOYS	GIRLS	TOTAL
1	SRIKAKULAM	20035	19331	39366	19494	18490	37984	18142	17195	35337	17227	17195	34422	17285	16048	33333	174	252	426	136	253	389
2	VIZIANAGARAM	17314	16111	33425	16891	15916	32807	15603	15118	30721	14782	13509	28291	14168	12937	27105	202	110	312	190	98	288
3	VISAKHAPATNAM	29907	28488	58395	28726	27306	56032	26273	25473	51746	24875	23980	48855	23784	23024	46808	485	408	893	521	416	937
4	EAST GODAVARI	36099	36500	72599	34247	35330	69577	32131	33693	65824	30331	32559	62890	29141	30843	59984	104	227	331	76	219	295
5	WEST GODAVARI	26926	26883	53809	26022	26571	52593	24499	25111	49610	23641	24146	47787	21975	22832	44807	75	271	346	78	248	326
6	KRISHNA	29185	28625	57810	29213	28418	57631	26478	26084	52562	26231	25600	51831	24763	23562	48325	102	212	314	91	181	272
7	GUNTUR	27380	26525	53905	26198	25251	51449	24316	23713	48029	23034	22110	45144	22588	20911	43499	120	229	349	95	211	306
8	PRAKASAM	20884	20588	41472	20586	19534	40120	18142	17256	35398	17580	15891	33471	17475	15004	32479	75	339	414	44	306	350
9	NELLORE	19297	18586	37883	18862	18223	37085	17275	16548	33823	16009	15576	31585	15529	14686	30215	275	259	534	215	232	447
10	CHITTOOR	30449	29482	59931	30624	28912	59536	28760	27267	56027	28259	26714	54973	28176	25916	54092	124	449	573	61	375	436
11	CUDDAPAH	22785	21967	44752	22513	21807	44320	20411	19421	39832	20217	18815	39032	19942	18126	38068	81	58	139	63	50	113
12	ANANTAPUR	27886	27658	55544	27281	27231	54512	25721	25761	51482	24629	24670	49299	23994	23046	47040	172	280	452	165	251	416
13	KURNOOL	33137	28439	61576	31942	27345	59287	28694	23469	52163	26818	21869	48687	24922	19221	44143	36	20	56	30	21	51
14	MAHBUBNAGAR	30663	27709	58372	29343	25994	55337	28808	24523	53331	28106	23531	51637	28440	22747	51187	220	314	534	206	272	478
15	RANGAREDDI	48830	45260	94090	47617	44027	91644	42544	39651	82195	42230	38555	80785	40534	37309	77843	918	780	1698	734	697	1431
16	HYDERABAD	35706	37966	73672	34990	37149	72139	29482	32842	62324	27992	31111	59103	26297	29564	55861	504	607	1111	455	462	917
17	MEDAK	24423	22878	47301	24040	22902	46942	23068	22053	45121	22897	21181	44078	21811	19895	41706	152	223	375	137	168	305
18	NIZAMABAD	21608	20455	42063	21981	21089	43070	20833	20670	41503	20447	19599	40046	20002	18651	38653	157	14	171	168	10	178
19	ADILABAD	23596	22479	46075	22213	21205	43418	20946	20298	41244	19788	19338	39126	20840	20050	40890	175	239	414	220	217	437
20	KARIMNAGAR	32993	32131	65124	33043	32272	65315	31412	31975	63387	31244	31985	63229	32077	32937	65014	301	277	578	166	230	396
21	WARANGAL	30431	28671	59102	30062	28182	58244	28531	27293	55824	28878	27378	56256	29548	27668	57216	218	403	621	197	307	504
22	KHAMMAM	21809	21122	42931	21094	20846	41940	19978	20050	40028	19275	19479	38754	18011	18239	36250	100	172	272	100	158	258
23	NALGONDA	27833	26227	54060	27592	26175	53767	27183	26063	53246	28231	26246	54477	27851	25273	53124	104	82	186	97	62	159
	ANDHRA PRADESH	639176	614081	1253257	624574	600175	1224749	579230	561527	1140757	562721	541037	1103758	549153	518489	1067642	4874	6225	11099	4245	5444	9689

STAGE WISE ENROLMENT 2009-10 - ALL

Sl.No.	DISTRICT	PRE-PRIMARY			CLASS I-V			CLASS VI-VII			CLASS VIII-X			CLASS XI-XII			CLASS I-X			CLASS PP-XII		
		BOYS	GIRLS	TOTAL	BOYS	GIRLS	TOTAL	BOYS	GIRLS	TOTAL	BOYS	GIRLS	TOTAL	BOYS	GIRLS	TOTAL	BOYS	GIRLS	TOTAL	BOYS	GIRLS	TOTAL
1	SRIKAKULAM	1727	1270	2997	116600	110952	227552	39529	37821	77350	52654	50438	103092	310	505	815	208783	199211	407994	210820	200986	411806
2	VIZIANAGARAM	4349	3405	7754	104626	100529	205155	34205	32027	66232	44553	41564	86117	392	208	600	183384	174120	357504	188125	177733	365858
3	VISAKHAPATNAM	9124	7570	16694	172481	167362	339843	58633	55794	114427	74932	72477	147409	1006	824	1830	306046	295633	601679	316176	304027	620203
4	EAST GODAVARI	17356	14511	31867	188854	187227	376081	70346	71830	142176	91603	97095	188698	180	446	626	350803	356152	706955	368339	371109	739448
5	WEST GODAVARI	7396	6007	13403	145675	142474	288149	52948	53454	106402	70115	72089	142204	153	519	672	268738	268017	536755	276287	274543	550830
6	KRISHNA	6929	5372	12301	156797	154541	311338	58398	57043	115441	77472	75246	152718	193	393	586	292667	286830	579497	299789	292595	592384
7	GUNTUR	5914	4861	10775	145075	146639	291714	53578	51776	105354	69938	66734	136672	215	440	655	268591	265149	533740	274720	270450	545170
8	PRAKASAM	1196	969	2165	135537	134961	270498	41470	40122	81592	53197	48151	101348	119	645	764	230204	223234	453438	231519	224848	456367
9	NELLORE	2173	1713	3886	111968	108526	220494	38159	36809	74968	48813	46810	95623	490	491	981	198940	192145	391085	201603	194349	395952
10	CHITTOOR	14919	11505	26424	162264	154136	316400	61073	58394	119467	85195	79897	165092	185	824	1009	308532	292427	600959	323636	304756	628392
11	CUDDAPAH	5762	4683	10445	130477	124526	255003	45298	43774	89072	60570	56362	116932	144	108	252	236345	224662	461007	242251	229453	471704
12	ANANTAPUR	3080	2343	5423	162215	157198	319413	55167	54889	110056	74344	73477	147821	337	531	868	291726	285564	577290	295143	288438	583581
13	KURNOOL	10617	7664	18281	197958	189148	387106	65079	55784	120863	80434	64559	144993	66	41	107	343471	309491	652962	354154	317196	671350
14	MAHBUBNAGAR	8222	5202	13424	203291	191657	394948	60006	53703	113709	85354	70801	156155	426	586	1012	348651	316161	664812	357299	321949	679248
15	RANGAREDDI	48370	40566	88936	279369	261591	540960	96447	89287	185734	125308	115515	240823	1652	1477	3129	501124	466393	967517	551146	508436	1059582
16	HYDERABAD	21232	19893	41125	198267	201363	399630	70696	75115	145811	83771	93517	177288	959	1069	2028	352734	369995	722729	374925	390957	765882
17	MEDAK	6219	4270	10489	145580	139220	284800	48463	45780	94243	67776	63129	130905	289	391	680	261819	248129	509948	268327	252790	521117
18	NIZAMABAD	7150	5888	13038	122190	117234	239424	43589	41544	85133	61282	58920	120202	325	24	349	227061	217698	444759	234536	223610	458146
19	ADILABAD	11089	8245	19334	147211	141240	288451	45809	43684	89493	61574	59686	121260	395	456	851	254594	244610	499204	266078	253311	519389
20	KARIMNAGAR	8115	5879	13994	162064	156212	318276	66036	64403	130439	94733	96897	191630	467	507	974	322833	317512	640345	331415	323898	655313
21	WARANGAL	15072	10769	25841	160762	156134	316896	60493	56853	117346	86957	82339	169296	415	710	1125	308212	295326	603538	323699	306805	630504
22	KHAMMAM	986	773	1759	120393	116985	237378	42903	41968	84871	57264	57768	115032	200	330	530	220560	216721	437281	221746	217824	439570
23	NALGONDA	16571	11188	27759	156940	150842	307782	55425	52402	107827	83265	77582	160847	201	144	345	295630	280826	576456	312402	292158	604560
		233568	184546	418114	3626594	3510697	7137291	1263750	1214256	2478006	1691104	1621053	3312157	9119	11669	20788	6581448	6346006	12927454	6824135	6542221	13366356

SI.No.	DISTRICT	PRE-PRIMARY			CLASS-I			CLASS-II			CLASS-III			CLASS-IV			CLASS-V		
		BOYS	GIRLS	TOTAL	BOYS	GIRLS	TOTAL	BOYS	GIRLS	TOTAL	BOYS	GIRLS	TOTAL	BOYS	GIRLS	TOTAL	BOYS	GIRLS	TOTAL
1	SRIKAKULAM	1394	993	2387	18127	16524	34651	17202	16651	33853	16885	16164	33049	16985	16545	33530	16837	16318	33155
2	VIZIANAGARAM	2945	2218	5163	14498	13843	28341	14249	13847	28096	13864	13547	27411	13317	13115	26432	13382	13043	26425
3	VISAKHAPATNAM	4309	3478	7787	13870	13777	27647	13643	13795	27438	14011	14123	28134	14146	14300	28446	14181	14254	28435
4	EAST GODAVARI	6784	5830	12614	15955	15949	31904	16189	16096	32285	16524	16466	32990	16281	16567	32848	15983	16417	32400
5	WEST GODAVARI	3155	2541	5696	12555	11886	24441	12519	12581	25100	12666	12635	25301	12903	12691	25594	12759	13189	25948
6	KRISHNA	2616	2033	4649	12032	11569	23601	11852	11741	23593	12036	12403	24439	11914	12559	24473	12290	12725	25015
7	GUNTUR	2002	1652	3654	9614	10012	19626	9587	9843	19430	9455	9708	19163	9078	9616	18694	9006	9479	18485
8	PRAKASAM	258	264	522	10689	10612	21301	10005	10450	20455	9580	10194	19774	9485	9724	19209	8926	9188	18114
9	NELLORE	870	716	1586	8430	8278	16708	7901	7765	15666	8106	8072	16178	8263	8241	16504	8390	8499	16889
10	CHITTOOR	5862	4670	10532	14475	13741	28216	14164	13559	27723	13761	13088	26849	13865	13345	27210	14527	13963	28490
11	CUDDAPAH	1781	1433	3214	9571	9009	18580	8756	8492	17248	8482	8269	16751	8268	8274	16542	8331	8094	16425
12	ANANTAPUR	1787	1271	3058	19817	18447	38264	18141	17761	35902	17247	17268	34515	16941	17025	33966	17072	17160	34232
13	KURNOOL	5005	3487	8492	21743	20566	42309	20411	19935	40346	20088	18982	39070	19022	17764	36786	18119	16351	34470
14	MAHBUBNAGAR	4978	3128	8106	30653	28901	59554	22827	22296	45123	20959	20300	41259	20214	18865	39079	18766	17541	36307
15	RANGAREDDI	20612	17026	37638	26617	25454	52071	23141	21749	44890	22283	21117	43400	21412	20760	42172	20807	20088	40895
16	HYDERABAD	5634	5597	11231	9148	9199	18347	8749	8588	17337	8634	8509	17143	8710	8265	16975	8506	8212	16718
17	MEDAK	3358	2250	5608	21508	20127	41635	15174	14699	29873	14763	14690	29453	14518	14548	29066	14442	14580	29022
18	NIZAMABAD	3317	2860	6177	13348	12256	25604	12367	11832	24199	12047	11523	23570	11740	11457	23197	11806	11510	23316
19	ADILABAD	5717	4233	9950	13584	12717	26301	11973	11148	23121	11324	10644	21968	11292	10976	22268	11430	11034	22464
20	KARIMNAGAR	5087	3617	8704	20727	19151	39878	18463	17785	36248	19206	18639	37845	19735	19015	38750	20902	20526	41428
21	WARANGAL	8080	5815	13895	18024	16613	34637	14031	13131	27162	14745	14402	29147	15085	15031	30116	16089	16331	32420
22	KHAMMAM	339	283	622	9103	8582	17685	7965	7840	15805	8147	8154	16301	8065	8169	16234	8217	8263	16480
23	NALGONDA	9377	5982	15359	20227	18998	39225	15543	15339	30882	15552	15202	30754	15606	15460	31066	16009	15963	31972
ANDHRA PRADESH		105267	81377	186644	364315	346211	710526	324852	316923	641775	320365	314099	634464	316845	312312	629157	316777	312728	629505

CLASS WISE ENROLMENT 2009-10 BC (VI-XII)

Sl.No.	DISTRICT	CLASS-VI			CLASS-VII			CLASS-VIII			CLASS-IX			CLASS-X			CLASS-XI			CLASS-XII		
		BOYS	GIRLS	TOTAL	BOYS	GIRLS	TOTAL	BOYS	GIRLS	TOTAL	BOYS	GIRLS	TOTAL	BOYS	GIRLS	TOTAL	BOYS	GIRLS	TOTAL	BOYS	GIRLS	TOTAL
1	SRIKAKULAM	14659	14370	29029	14412	13853	28265	13292	12665	25957	12809	12795	25604	12783	11722	24505	18	25	43	2	15	17
2	VIZIANAGARAM	11588	11037	22625	11506	10808	22314	10820	10275	21095	10236	9319	19555	9836	8900	18736	15	7	22	8	12	20
3	VISAKHAPATNAM	12673	12537	25210	12325	12478	24803	11315	11474	22789	10788	10835	21623	10633	10147	20780	54	25	79	33	51	84
4	EAST GODAVARI	15078	15439	30517	14297	14709	29006	12967	13828	26795	12329	13094	25423	11773	11829	23602	15	10	25	8	14	22
5	WEST GODAVARI	11578	11827	23405	11314	11549	22863	10705	11162	21867	10312	10519	20831	9472	9494	18966	32	30	62	32	29	61
6	KRISHNA	11415	11349	22764	10842	10930	21772	9973	10129	20102	9517	9638	19155	9053	8775	17828	12	18	30	8	17	25
7	GUNTUR	8650	8524	17174	8226	8125	16351	7377	7522	14899	6834	6810	13644	6907	6228	13135	7	11	18	7	10	17
8	PRAKASAM	7410	7446	14856	7324	6963	14287	6442	5870	12312	6111	5178	11289	6084	4761	10845	2	15	17	1	19	20
9	NELLORE	7480	7491	14971	7442	7481	14923	6908	6629	13537	6542	6427	12969	6137	5703	11840	15	16	31	15	12	27
10	CHITTOOR	13700	13266	26966	13626	12696	26322	12857	12203	25060	12476	11772	24248	12392	11299	23691	17	27	44	8	21	29
11	CUDDAPAH	7337	7047	14384	7192	6936	14128	6277	6097	12374	6254	5817	12071	6471	5479	11950	0	5	5	0	5	5
12	ANANTAPUR	15412	14906	30318	14936	14738	29674	13990	13962	27952	13399	12896	26295	12894	11912	24806	11	16	27	11	10	21
13	KURNOOL	16301	13437	29738	15349	12595	27944	13547	10361	23908	12431	9490	21921	11727	8235	19962	13	6	19	9	5	14
14	MAHBUBNAGAR	17506	16019	33525	16618	15091	31709	16411	14105	30516	16067	13446	29513	16403	13216	29619	25	22	47	13	15	28
15	RANGAREDDI	19536	18692	38228	19285	18100	37385	17357	16883	34240	17413	16302	33715	17343	16227	33570	210	165	375	123	150	273
16	HYDERABAD	7755	7912	15667	7730	7788	15518	6946	7235	14181	6637	6966	13603	6204	6741	12945	30	27	57	25	21	46
17	MEDAK	14106	13538	27644	13883	13421	27304	13333	12743	26076	13325	12220	25545	12790	11580	24370	17	20	37	22	13	35
18	NIZAMABAD	10977	10344	21321	11259	10661	21920	10752	10568	21320	10765	10093	20858	10520	9757	20277	22	9	31	21	6	27
19	ADILABAD	10669	10197	20866	10416	9953	20369	10009	9450	19459	9650	9002	18652	10114	9306	19420	17	11	28	14	17	31
20	KARIMNAGAR	20456	20073	40529	20615	19994	40609	19725	19841	39566	19516	19894	39410	20167	20369	40536	60	33	93	19	18	37
21	WARANGAL	16001	15623	31624	16026	15608	31634	15347	15084	30431	15558	15269	30827	16193	15443	31636	23	24	47	13	25	38
22	KHAMMAM	7948	7914	15862	7794	7852	15646	7094	7123	14217	6894	7121	14015	6410	6449	12859	8	16	24	10	12	22
23	NALGONDA	15513	14926	30439	15327	15158	30485	15180	15051	30231	15884	14938	30822	15765	14426	30191	15	9	24	9	6	15
	ANDHRA PRADESH	293748	283914	577662	287744	277487	565231	268624	260260	528884	261747	249841	511588	258071	237998	496069	638	547	1185	411	503	914

STAGE WISE ENROLMENT 2009-10 - BC

Sl.No.	DISTRICT	PRE-PRIMARY			CLASS I-V			CLASS VI-VII			CLASS VIII-X			CLASS XI-XII			CLASS I-X			CLASS PP-XII		
		BOYS	GIRLS	TOTAL	BOYS	GIRLS	TOTAL	BOYS	GIRLS	TOTAL	BOYS	GIRLS	TOTAL	BOYS	GIRLS	TOTAL	BOYS	GIRLS	TOTAL	BOYS	GIRLS	TOTAL
1	SRIKAKULAM	1394	993	2387	86036	82202	168238	29071	28223	57294	38884	37182	76066	20	40	60	153991	147607	301598	155405	148640	304045
2	VIZIANAGARAM	2945	2218	5163	69310	67395	136705	23094	21845	44939	30892	28494	59386	23	19	42	123296	117734	241030	126264	119971	246235
3	VISAKHAPATNAM	4309	3478	7787	69851	70249	140100	24998	25015	50013	32736	32456	65192	87	76	163	127585	127720	255305	131981	131274	263255
4	EAST GODAVARI	6784	5830	12614	80932	81495	162427	29375	30148	59523	37069	38751	75820	23	24	47	147376	150394	297770	154183	156248	310431
5	WEST GODAVARI	3155	2541	5696	63402	62982	126384	22892	23376	46268	30489	31175	61664	64	59	123	116783	117533	234316	120002	120133	240135
6	KRISHNA	2616	2033	4649	60124	60997	121121	22257	22279	44536	28543	28542	57085	20	35	55	110924	111818	222742	113560	113886	227446
7	GUNTUR	2002	1652	3654	46740	48658	95398	16876	16649	33525	21118	20560	41678	14	21	35	84734	85867	170601	86750	87540	174290
8	PRAKASAM	258	264	522	48685	50168	98853	14734	14409	29143	18637	15809	34446	3	34	37	82056	80386	162442	82317	80684	163001
9	NELLORE	870	716	1586	41090	40855	81945	14922	14972	29894	19587	18759	38346	30	28	58	75599	74586	150185	76499	75330	151829
10	CHITTOOR	5862	4670	10532	70792	67696	138488	27326	25962	53288	37725	35274	72999	25	48	73	135843	128932	264775	141730	133650	275380
11	CUDDAPAH	1781	1433	3214	43408	42138	85546	14529	13983	28512	19002	17393	36395	0	10	10	76939	73514	150453	78720	74957	153677
12	ANANTAPUR	1787	1271	3058	89218	87661	176879	30348	29644	59992	40283	38770	79053	22	26	48	159849	156075	315924	161658	157372	319030
13	KURNOOL	5005	3487	8492	99383	93598	192981	31650	26032	57682	37705	28086	65791	22	11	33	168738	147716	316454	173765	151214	324979
14	MAHBUBNAGAR	4978	3128	8106	113419	107903	221322	34124	31110	65234	48881	40767	89648	38	37	75	196424	179780	376204	201440	182945	384385
15	RANGAREDDI	20612	17026	37638	114260	109168	223428	38821	36792	75613	52113	49412	101525	333	315	648	205194	195372	400566	226139	212713	438852
16	HYDERABAD	5634	5597	11231	43747	42773	86520	15485	15700	31185	19787	20942	40729	55	48	103	79019	79415	158434	84708	85060	169768
17	MEDAK	3358	2250	5608	80405	78644	159049	27989	26959	54948	39448	36543	75991	39	33	72	147842	142146	289988	151239	144429	295668
18	NIZAMABAD	3317	2860	6177	61308	58578	119886	22236	21005	43241	32037	30418	62455	43	15	58	115581	110001	225582	118941	112876	231817
19	ADILABAD	5717	4233	9950	59603	56519	116122	21085	20150	41235	29773	27758	57531	31	28	59	110461	104427	214888	116209	108688	224897
20	KARIMNAGAR	5087	3617	8704	99033	95116	194149	41071	40067	81138	59408	60104	119512	79	51	130	199512	195287	394799	204678	198955	403633
21	WARANGAL	8080	5815	13895	77974	75508	153482	32027	31231	63258	47098	45796	92894	36	49	85	157099	152535	309634	165215	158399	323614
22	KHAMMAM	339	283	622	41497	41008	82505	15742	15766	31508	20398	20693	41091	18	28	46	77637	77467	155104	77994	77778	155772
23	NALGONDA	9377	5982	15359	82937	80962	163899	30840	30084	60924	46829	44415	91244	24	15	39	160606	155461	316067	170007	161458	331465
ANDHRA PRADESH		105267	81377	186644	1643154	1602273	3245427	581492	561401	1142893	788442	748099	1536541	1049	1050	2099	3013088	2911773	5924861	3119404	2994200	6113604

CLASS WISE ENROLMENT 2009-10 SC (PP-V)

SI.No.	DISTRICT	PRE-PRIMARY			CLASS-I			CLASS-II			CLASS-III			CLASS-IV			CLASS-V		
		BOYS	GIRLS	TOTAL	BOYS	GIRLS	TOTAL	BOYS	GIRLS	TOTAL	BOYS	GIRLS	TOTAL	BOYS	GIRLS	TOTAL	BOYS	GIRLS	TOTAL
1	SRIKAKULAM	108	74	182	2254	2010	4264	2242	2120	4362	2253	2204	4457	2196	2203	4399	2191	2245	4436
2	VIZIANAGARAM	247	211	458	2316	2305	4621	2211	2110	4321	2231	2205	4436	2077	2031	4108	2159	2158	4317
3	VISAKHAPATNAM	565	525	1090	2732	2651	5383	2862	2756	5618	2792	2859	5651	2773	2820	5593	2911	2885	5796
4	EAST GODAVARI	2359	2034	4393	8257	8041	16298	8158	8147	16305	8325	8210	16535	8309	8253	16562	8118	8346	16464
5	WEST GODAVARI	973	843	1816	7648	7478	15126	7665	7331	14996	7608	7388	14996	7548	7479	15027	7462	7608	15070
6	KRISHNA	1414	1057	2471	8281	8090	16371	7966	7827	15793	8094	8132	16226	8093	8136	16229	8129	8276	16405
7	GUNTUR	1029	913	1942	9266	9183	18449	8357	8456	16813	8478	8645	17123	8273	8120	16393	8131	8107	16238
8	PRAKASAM	202	140	342	9196	8995	18191	8360	8223	16583	7918	7979	15897	7567	7542	15109	7269	7190	14459
9	NELLORE	427	306	733	6295	6018	12313	5427	5348	10775	5701	5455	11156	5537	5592	11129	6126	5934	12060
10	CHITTOOR	2013	1465	3478	7056	6868	13924	6560	6563	13123	6438	6452	12890	6595	6333	12928	7070	7124	14194
11	CUDDAPAH	677	570	1247	5582	5205	10787	4605	4552	9157	4581	4522	9103	4448	4367	8815	4559	4534	9093
12	ANANTAPUR	306	248	554	6515	6317	12832	5887	5638	11525	5386	5492	10878	5061	5162	10223	5416	5577	10993
13	KURNOOL	1395	1067	2462	9453	9075	18528	9008	8425	17433	8671	8271	16942	8193	7690	15883	8130	7600	15730
14	MAHBUBNAGAR	895	560	1455	10366	10339	20705	7571	7342	14913	7228	7053	14281	6760	6203	12963	6339	5828	12167
15	RANGAREDDI	6258	5424	11682	11123	10362	21485	8872	8546	17418	8413	7950	16363	7857	7782	15639	7791	7720	15511
16	HYDERABAD	2631	2038	4669	4150	4078	8228	3679	3673	7352	3450	3443	6893	3337	3339	6676	3290	3293	6583
17	MEDAK	771	599	1370	7850	7136	14986	5332	5210	10542	5324	4984	10308	5160	5128	10288	5346	5109	10455
18	NIZAMABAD	790	664	1454	4067	3812	7879	3748	3653	7401	3616	3577	7193	3377	3205	6582	3572	3493	7065
19	ADILABAD	1902	1400	3302	5788	5529	11317	5128	4913	10041	5021	4691	9712	4896	4689	9585	4868	4996	9864
20	KARIMNAGAR	1289	954	2243	6671	6444	13115	5822	5735	11557	6106	5909	12015	6377	6360	12737	6798	6912	13710
21	WARANGAL	2326	1740	4066	7643	7299	14942	5679	5511	11190	5849	5741	11590	5859	6252	12111	6555	6473	13028
22	KHAMMAM	94	91	185	4806	4623	9429	4154	4136	8290	4441	4216	8657	4302	4144	8446	4421	4460	8881
23	NALGONDA	1955	1374	3329	7975	7817	15792	5872	6162	12034	5848	5906	11754	6009	5926	11935	6167	6358	12525
ANDHRA PRADESH		30626	24297	54923	155290	149675	304965	135165	132377	267542	133772	131284	265056	130604	128756	259360	132818	132226	265044

CLASS WISE ENROLMENT 2009-10 SC(VI-XII)

SI.No.	DISTRICT	CLASS-VI			CLASS-VII			CLASS-VIII			CLASS-IX			CLASS-X			CLASS-XI			CLASS-XII		
		BOYS	GIRLS	TOTAL	BOYS	GIRLS	TOTAL	BOYS	GIRLS	TOTAL	BOYS	GIRLS	TOTAL	BOYS	GIRLS	TOTAL	BOYS	GIRLS	TOTAL	BOYS	GIRLS	TOTAL
1	SRIKAKULAM	1826	1934	3760	1694	1803	3497	1761	1803	3564	1646	1655	3301	1668	1678	3346	146	211	357	131	228	359
2	VIZIANAGARAM	1880	1846	3726	1827	1861	3688	1786	1889	3675	1689	1531	3220	1554	1459	3013	99	65	164	115	53	168
3	VISAKHAPATNAM	2529	2586	5115	2258	2278	4536	2182	2241	4423	2127	2170	4297	1984	2001	3985	85	122	207	88	162	250
4	EAST GODAVARI	7367	7353	14720	6954	7194	14148	6811	7044	13855	6313	6630	12943	6028	6400	12428	65	197	262	42	177	219
5	WEST GODAVARI	6331	6400	12731	5950	6212	12162	5706	5736	11442	5370	5478	10848	4717	5103	9820	15	206	221	12	190	202
6	KRISHNA	6981	7062	14043	6788	6847	13635	6183	6249	12432	6122	6108	12230	5554	5384	10938	54	102	156	47	104	151
7	GUNTUR	7093	6843	13936	6678	6176	12854	6210	5795	12005	5681	5286	10967	5165	4759	9924	79	186	265	60	171	231
8	PRAKASAM	5493	5341	10834	5317	4825	10142	4700	4203	8903	4325	3725	8050	4177	3458	7635	71	308	379	40	271	311
9	NELLORE	5039	4997	10036	5145	4778	9923	4770	4510	9280	4334	4203	8537	4331	4086	8417	224	211	435	181	201	382
10	CHITTOOR	6132	6210	12342	6116	5952	12068	5959	5717	11676	5897	5544	11441	6055	5456	11511	18	328	346	5	300	305
11	CUDDAPAH	3736	3617	7353	3614	3425	7039	3854	3182	7036	3401	2957	6358	3260	2741	6001	3	43	46	5	38	43
12	ANANTAPUR	4474	4595	9069	4621	4566	9187	4367	4341	8708	4265	4161	8426	4187	3881	8068	65	136	201	60	143	203
13	KURNOOL	6799	5943	12742	6687	5660	12347	6088	4987	11075	5861	4717	10578	5167	3914	9081	8	4	12	9	4	13
14	MAHBUBNAGAR	5515	5184	10699	5306	4712	10018	5539	4548	10087	5306	4375	9681	5386	4075	9461	184	272	456	181	242	423
15	RANGAREDDI	7253	6811	14064	6769	6529	13298	6537	6059	12596	6543	6457	13000	6332	6379	12711	155	169	324	130	137	267
16	HYDERABAD	2760	2892	5652	2673	2845	5518	2343	2650	4993	2206	2609	4815	2110	2508	4618	25	23	48	21	24	45
17	MEDAK	4723	4481	9204	4580	4538	9118	4710	4701	9411	4735	4466	9201	4574	4178	8752	101	180	281	95	137	232
18	NIZAMABAD	3212	3070	6282	3233	3246	6479	3265	3264	6529	3178	2947	6125	3285	3025	6310	127	1	128	137	1	138
19	ADILABAD	4382	4379	8761	4430	4006	8436	4305	4168	8473	4095	4008	8103	4741	4389	9130	145	218	363	195	188	383
20	KARIMNAGAR	6438	6318	12756	6748	6637	13385	6443	6781	13224	6645	6744	13389	6841	7233	14074	214	220	434	134	187	321
21	WARANGAL	5846	5929	11775	5645	5398	11043	5389	5451	10840	5579	5418	10997	5873	5836	11709	175	364	539	172	262	434
22	KHAMMAM	4109	3900	8009	3913	3906	7819	3915	3994	7909	3688	3772	7460	3463	3563	7026	75	137	212	70	130	200
23	NALGONDA	5655	5444	11099	5618	5251	10869	5889	5693	11582	5951	5694	11645	5878	5587	11465	78	71	149	79	47	126
ANDHRA PRADESH		115573	113135	228708	112564	108645	221209	108712	105006	213718	104957	100655	205612	102330	97093	199423	2211	3774	5985	2009	3397	5406

STAGE WISE ENROLMENT 2009-10 - SC

Sl.No.	DISTRICT	PRE-PRIMARY			CLASS I-V			CLASS VI-VII			CLASS VIII-X			CLASS XI-XII			CLASS I-X			CLASS PP-XII		
		BOYS	GIRLS	TOTAL	BOYS	GIRLS	TOTAL	BOYS	GIRLS	TOTAL	BOYS	GIRLS	TOTAL	BOYS	GIRLS	TOTAL	BOYS	GIRLS	TOTAL	BOYS	GIRLS	TOTAL
1	SRIKAKULAM	108	74	182	11136	10782	21918	3520	3737	7257	5075	5136	10211	277	439	716	19731	19655	39386	20116	20168	40284
2	VIZIANAGARAM	247	211	458	10994	10809	21803	3707	3707	7414	5029	4879	9908	214	118	332	19730	19395	39125	20191	19724	39915
3	VISAKHAPATNAM	565	525	1090	14070	13971	28041	4787	4864	9651	6293	6412	12705	173	284	457	25150	25247	50397	25888	26056	51944
4	EAST GODAVARI	2359	2034	4393	41167	40997	82164	14321	14547	28868	19152	20074	39226	107	374	481	74640	75618	150258	77106	78026	155132
5	WEST GODAVARI	973	843	1816	37931	37284	75215	12281	12612	24893	15793	16317	32110	27	396	423	66005	66213	132218	67005	67452	134457
6	KRISHNA	1414	1057	2471	40563	40461	81024	13769	13909	27678	17859	17741	35600	101	206	307	72191	72111	144302	73706	73374	147080
7	GUNTUR	1029	913	1942	42505	42511	85016	13771	13019	26790	17056	15840	32896	139	357	496	73332	71370	144702	74500	72640	147140
8	PRAKASAM	202	140	342	40310	39929	80239	10810	10166	20976	13202	11386	24588	111	579	690	64322	61481	125803	64635	62200	126835
9	NELLORE	427	306	733	29086	28347	57433	10184	9775	19959	13435	12799	26234	405	412	817	52705	50921	103626	53537	51639	105176
10	CHITTOOR	2013	1465	3478	33719	33340	67059	12248	12162	24410	17911	16717	34628	23	628	651	63878	62219	126097	65914	64312	130226
11	CUDDAPAH	677	570	1247	23775	23180	46955	7350	7042	14392	10515	8880	19395	8	81	89	41640	39102	80742	42325	39753	82078
12	ANANTAPUR	306	248	554	28265	28186	56451	9095	9161	18256	12819	12383	25202	125	279	404	50179	49730	99909	50610	50257	100867
13	KURNOOL	1395	1067	2462	43455	41061	84516	13486	11603	25089	17116	13618	30734	17	8	25	74057	66282	140339	75469	67357	142826
14	MAHBUBNAGAR	895	560	1455	38264	36765	75029	10821	9896	20717	16231	12998	29229	365	514	879	65316	59659	124975	66576	60733	127309
15	RANGAREDDI	6258	5424	11682	44056	42360	86416	14022	13340	27362	19412	18895	38307	285	306	591	77490	74595	152085	84033	80325	164358
16	HYDERABAD	2631	2038	4669	17906	17826	35732	5433	5737	11170	6659	7767	14426	46	47	93	29998	31330	61328	32675	33415	66090
17	MEDAK	771	599	1370	29012	27567	56579	9303	9019	18322	14019	13345	27364	196	317	513	52334	49931	102265	53301	50847	104148
18	NIZAMABAD	790	664	1454	18380	17740	36120	6445	6316	12761	9728	9236	18964	264	2	266	34553	33292	67845	35607	33958	69565
19	ADILABAD	1902	1400	3302	25701	24818	50519	8812	8385	17197	13141	12565	25706	340	406	746	47654	45768	93422	49896	47574	97470
20	KARIMNAGAR	1289	954	2243	31774	31360	63134	13186	12955	26141	19929	20758	40687	348	407	755	64889	65073	129962	66526	66434	132960
21	WARANGAL	2326	1740	4066	31585	31276	62861	11491	11327	22818	16841	16705	33546	347	626	973	59917	59308	119225	62590	61674	124264
22	KHAMMAM	94	91	185	22124	21579	43703	8022	7806	15828	11066	11329	22395	145	267	412	41212	40714	81926	41451	41072	82523
23	NALGONDA	1955	1374	3329	31871	32169	64040	11273	10695	21968	17718	16974	34692	157	118	275	60862	59838	120700	62974	61330	124304
	ANDHRA PRADESH	30626	24297	54923	687649	674318	1361967	228137	221780	449917	315999	302754	618753	4220	7171	11391	1231785	1198852	2430637	1266631	1230320	2496951

CLASS WISE ENROLMENT 2009-10 ST (PP-V) iteacherz.blogspot.com

SI.No.	DISTRICT	PRE-PRIMARY			CLASS-I			CLASS-II			CLASS-III			CLASS-IV			CLASS-V		
		BOYS	GIRLS	TOTAL	BOYS	GIRLS	TOTAL	BOYS	GIRLS	TOTAL	BOYS	GIRLS	TOTAL	BOYS	GIRLS	TOTAL	BOYS	GIRLS	TOTAL
1	SRIKAKULAM	22	27	49	1808	1692	3500	1532	1484	3016	1911	1776	3687	1796	1707	3503	1730	1566	3296
2	VIZIANAGARAM	94	66	160	3015	3033	6048	2769	2639	5408	3637	3085	6722	3398	2949	6347	3103	2763	5866
3	VISAKHAPATNAM	340	280	620	9175	9014	18189	7670	7797	15467	8761	7748	16509	7773	7018	14791	7372	6202	13574
4	EAST GODAVARI	562	548	1110	2605	2479	5084	2178	2091	4269	2265	2387	4652	2090	2157	4247	2013	2129	4142
5	WEST GODAVARI	134	122	256	1389	1306	2695	1310	1188	2498	1209	1188	2397	1144	1098	2242	1082	1083	2165
6	KRISHNA	245	186	431	1835	1776	3611	1700	1615	3315	1541	1684	3225	1493	1587	3080	1440	1376	2816
7	GUNTUR	363	315	678	3455	3420	6875	2760	2791	5551	2712	2498	5210	2383	2235	4618	2053	1897	3950
8	PRAKASAM	59	55	114	2723	2600	5323	2137	2023	4160	2039	1903	3942	1676	1544	3220	1556	1343	2899
9	NELLORE	143	99	242	4204	3915	8119	3393	3310	6703	3141	2995	6136	2700	2609	5309	2387	2416	4803
10	CHITTOOR	304	230	534	2010	1868	3878	1965	1888	3853	1780	1599	3379	1561	1547	3108	1748	1565	3313
11	CUDDAPAH	150	137	287	1291	1184	2475	1139	959	2098	1040	879	1919	931	825	1756	900	830	1730
12	ANANTAPUR	110	91	201	2028	1834	3862	1880	1614	3494	1690	1417	3107	1522	1380	2902	1579	1457	3036
13	KURNOOL	237	189	426	1456	1282	2738	1247	1080	2327	1302	1252	2554	1121	1041	2162	1075	932	2007
14	MAHBUBNAGAR	766	385	1151	8518	8232	16750	5287	5098	10385	4824	4126	8950	4102	3134	7236	3775	2541	6316
15	RANGAREDDI	2844	2088	4932	5287	4942	10229	3955	3800	7755	3740	3339	7079	3352	2921	6273	3130	2675	5805
16	HYDERABAD	584	498	1082	1119	1148	2267	981	947	1928	906	923	1829	879	731	1610	767	671	1438
17	MEDAK	391	241	632	5057	4762	9819	2974	2641	5615	2356	2259	4615	2099	1803	3902	2099	1596	3695
18	NIZAMABAD	669	474	1143	3305	3062	6367	2733	2693	5426	2599	2468	5067	2414	2226	4640	2336	1978	4314
19	ADILABAD	1135	806	1941	10820	10455	21275	8179	7901	16080	7186	6874	14060	6894	6432	13326	6557	5817	12374
20	KARIMNAGAR	245	166	411	2069	1993	4062	1574	1567	3141	1746	1724	3470	1712	1669	3381	1583	1569	3152
21	WARANGAL	2238	1368	3606	10726	10679	21405	6084	6506	12590	5992	6115	12107	5702	5625	11327	5988	5367	11355
22	KHAMMAM	237	151	388	10067	9444	19511	8145	8204	16349	8198	8097	16295	7875	7870	15745	7719	7666	15385
23	NALGONDA	1926	1056	2982	8031	7558	15589	5254	4801	10055	4662	4222	8884	4092	3612	7704	4231	3328	7559
ANDHRA PRADESH		13798	9578	23376	101993	97678	199671	76846	74637	151483	75237	70558	145795	68709	63720	132429	66223	58767	124990

CLASS WISE ENROLMENT 2009-10 ST (VI-XII)

iteacherz.blogspot.com

SI.No.	DISTRICT	CLASS-VI			CLASS-VII			CLASS-VIII			CLASS-IX			CLASS-X			CLASS-XI			CLASS-XII		
		BOYS	GIRLS	TOTAL	BOYS	GIRLS	TOTAL	BOYS	GIRLS	TOTAL	BOYS	GIRLS	TOTAL	BOYS	GIRLS	TOTAL	BOYS	GIRLS	TOTAL	BOYS	GIRLS	TOTAL
1	SRIKAKULAM	1518	1120	2638	1407	968	2375	1378	1086	2464	1162	1009	2171	1145	1019	2164	7	9	16	3	8	11
2	VIZIANAGARAM	2204	1759	3963	1900	1692	3592	1573	1532	3105	1373	1298	2671	1288	1181	2469	30	34	64	34	30	64
3	VISAKHAPATNAM	5615	4578	10193	5133	4088	9221	4498	3802	8300	4002	3360	7362	3611	3576	7187	17	14	31	6	9	15
4	EAST GODAVARI	1933	1906	3839	1672	1877	3549	1664	1723	3387	1503	1714	3217	1566	1951	3517	4	6	10	5	9	14
5	WEST GODAVARI	857	874	1731	778	809	1587	751	773	1524	648	743	1391	579	710	1289	21	19	40	25	17	42
6	KRISHNA	1145	941	2086	1062	806	1868	892	737	1629	909	638	1547	724	538	1262	3	8	11	3	5	8
7	GUNTUR	1659	1395	3054	1506	1151	2657	1253	1040	2293	1102	883	1985	964	769	1733	8	9	17	4	8	12
8	PRAKASAM	995	752	1747	814	671	1485	668	563	1231	567	494	1061	532	431	963	1	11	12	2	13	15
9	NELLORE	1602	1441	3043	1265	1232	2497	1059	1024	2083	772	855	1627	744	744	1488	8	13	21	2	6	8
10	CHITTOOR	1364	1237	2601	1284	1124	2408	1060	1008	2068	1031	902	1933	949	783	1732	6	20	26	1	15	16
11	CUDDAPAH	670	590	1260	616	554	1170	512	519	1031	514	421	935	435	381	816	0	0	0	1	0	1
12	ANANTAPUR	1195	1214	2409	1179	1144	2323	1076	1035	2111	1098	1118	2216	1097	918	2015	7	14	21	4	5	9
13	KURNOOL	907	811	1718	946	691	1637	881	637	1518	756	576	1332	715	553	1268	3	0	3	3	0	3
14	MAHBUBNAGAR	3290	2118	5408	2945	1905	4850	2849	1695	4544	2617	1462	4079	2463	1238	3701	8	13	21	9	11	20
15	RANGAREDDI	2906	2346	5252	2718	2018	4736	2315	1850	4165	2155	1619	3774	2005	1397	3402	73	27	100	33	17	50
16	HYDERABAD	680	568	1248	593	569	1162	496	445	941	444	386	830	343	334	677	5	0	5	5	4	9
17	MEDAK	1796	1143	2939	1696	1104	2800	1637	1002	2639	1533	871	2404	1225	679	1904	9	14	23	3	10	13
18	NIZAMABAD	2104	1661	3765	2148	1622	3770	1945	1468	3413	1854	1397	3251	1832	1095	2927	6	2	8	7	0	7
19	ADILABAD	4992	4220	9212	4232	3735	7967	3531	3314	6845	3245	3042	6287	3151	3108	6259	9	10	19	7	10	17
20	KARIMNAGAR	1382	1269	2651	1237	1239	2476	1141	1100	2241	1124	984	2108	981	898	1879	5	8	13	6	11	17
21	WARANGAL	5265	4170	9435	5203	4149	9352	4687	3902	8589	4592	3681	8273	4446	3449	7895	10	13	23	9	13	22
22	KHAMMAM	6978	6541	13519	6295	6256	12551	6124	6112	12236	6001	5843	11844	5419	5645	11064	10	9	19	14	7	21
23	NALGONDA	3433	2703	6136	3477	2647	6124	3195	2322	5517	3300	2452	5752	3020	1975	4995	7	0	7	5	3	8
ANDHRA PRADESH		54490	45357	99847	50106	42051	92157	45185	38689	83874	42302	35748	78050	39234	33372	72606	257	253	510	191	211	402

STAGE WISE ENROLMENT 2009-10 - ST

Sl.No.	DISTRICT	PRE-PRIMARY			CLASS I-V			CLASS VI-VII			CLASS VIII-X			CLASS XI-XII			CLASS I-X			CLASS PP-XII		
		BOYS	GIRLS	TOTAL	BOYS	GIRLS	TOTAL	BOYS	GIRLS	TOTAL	BOYS	GIRLS	TOTAL	BOYS	GIRLS	TOTAL	BOYS	GIRLS	TOTAL	BOYS	GIRLS	TOTAL
1	SRIKAKULAM	22	27	49	8777	8225	17002	2925	2088	5013	3685	3114	6799	10	17	27	15387	13427	28814	15419	13471	28890
2	VIZIANAGARAM	94	66	160	15922	14469	30391	4104	3451	7555	4234	4011	8245	64	64	128	24260	21931	46191	24418	22061	46479
3	VISAKHAPATNAM	340	280	620	40751	37779	78530	10748	8666	19414	12111	10738	22849	23	23	46	63610	57183	120793	63973	57486	121459
4	EAST GODAVARI	562	548	1110	11151	11243	22394	3605	3783	7388	4733	5388	10121	9	15	24	19489	20414	39903	20060	20977	41037
5	WEST GODAVARI	134	122	256	6134	5863	11997	1635	1683	3318	1978	2226	4204	46	36	82	9747	9772	19519	9927	9930	19857
6	KRISHNA	245	186	431	8009	8038	16047	2207	1747	3954	2525	1913	4438	6	13	19	12741	11698	24439	12992	11897	24889
7	GUNTUR	363	315	678	13363	12841	26204	3165	2546	5711	3319	2692	6011	12	17	29	19847	18079	37926	20222	18411	38633
8	PRAKASAM	59	55	114	10131	9413	19544	1809	1423	3232	1767	1488	3255	3	24	27	13707	12324	26031	13769	12403	26172
9	NELLORE	143	99	242	15825	15245	31070	2867	2673	5540	2575	2623	5198	10	19	29	21267	20541	41808	21420	20659	42079
10	CHITTOOR	304	230	534	9064	8467	17531	2648	2361	5009	3040	2693	5733	7	35	42	14752	13521	28273	15063	13786	28849
11	CUDDAPAH	150	137	287	5301	4677	9978	1286	1144	2430	1461	1321	2782	1	0	1	8048	7142	15190	8199	7279	15478
12	ANANTAPUR	110	91	201	8699	7702	16401	2374	2358	4732	3271	3071	6342	11	19	30	14344	13131	27475	14465	13241	27706
13	KURNOOL	237	189	426	6201	5587	11788	1853	1502	3355	2352	1766	4118	6	0	6	10406	8855	19261	10649	9044	19693
14	MAHBUBNAGAR	766	385	1151	26506	23131	49637	6235	4023	10258	7929	4395	12324	17	24	41	40670	31549	72219	41453	31958	73411
15	RANGAREDDI	2844	2088	4932	19464	17677	37141	5624	4364	9988	6475	4866	11341	106	44	150	31563	26907	58470	34513	29039	63552
16	HYDERABAD	584	498	1082	4652	4420	9072	1273	1137	2410	1283	1165	2448	10	4	14	7208	6722	13930	7802	7224	15026
17	MEDAK	391	241	632	14585	13061	27646	3492	2247	5739	4395	2552	6947	12	24	36	22472	17860	40332	22875	18125	41000
18	NIZAMABAD	669	474	1143	13387	12427	25814	4252	3283	7535	5631	3960	9591	13	2	15	23270	19670	42940	23952	20146	44098
19	ADILABAD	1135	806	1941	39636	37479	77115	9224	7955	17179	9927	9464	19391	16	20	36	58787	54898	113685	59938	55724	115662
20	KARIMNAGAR	245	166	411	8684	8522	17206	2619	2508	5127	3246	2982	6228	11	19	30	14549	14012	28561	14805	14197	29002
21	WARANGAL	2238	1368	3606	34492	34292	68784	10468	8319	18787	13725	11032	24757	19	26	45	58685	53643	112328	60942	55037	115979
22	KHAMMAM	237	151	388	42004	41281	83285	13273	12797	26070	17544	17600	35144	24	16	40	72821	71678	144499	73082	71845	144927
23	NALGONDA	1926	1056	2982	26270	23521	49791	6910	5350	12260	9515	6749	16264	12	3	15	42695	35620	78315	44633	36679	81312
ANDHRA PRADESH		13798	9578	23376	389008	365360	754368	104596	87408	192004	126721	107809	234530	448	464	912	620325	560577	1180902	634571	570619	1205190

GROSS ENROLMENT RATIO ALL(6-10 AGE GROUP) 2009-10

SL.NO	NAME OF THE DISTRICT	CHILD POPULATION(6-10)			ENROLMENT IN CLASSES(I-V)			GROSS ENROLMENT RATIO		
		BOYS	GIRLS	TOTAL	BOYS	GIRLS	TOTAL	BOYS	GIRLS	TOTAL
1	SRIKAKULAM	119984	119947	239931	116600	110952	227552	97.18	92.50	94.84
2	VIZIANAGARAM	106607	106064	212671	104626	100529	205155	98.14	94.78	96.47
3	VISAKHAPATNAM	183802	178585	362387	172481	167362	339843	93.84	93.72	93.78
4	EAST GODAVARI	234218	229250	463468	188854	187227	376081	80.63	81.67	81.14
5	WEST GODAVARI	181882	177772	359654	145675	142474	288149	80.09	80.14	80.12
6	KRISHNA	201628	194386	396014	156797	154541	311338	77.77	79.50	78.62
7	GUNTUR	214281	207946	422227	145075	146639	291714	67.70	70.52	69.09
8	PRAKASAM	147820	141495	289315	135537	134961	270498	91.69	95.38	93.50
9	NELLORE	128070	124271	252341	111968	108526	220494	87.43	87.33	87.38
10	CHITTOOR	179944	174270	354214	162264	154136	316400	90.17	88.45	89.32
11	CUDDAPAH	125514	120522	246036	130477	124526	255003	103.95	103.32	103.64
12	ANANTAPUR	177078	167201	344279	162215	157198	319413	91.61	94.02	92.78
13	KURNOOL	171043	162731	333774	197958	189148	387106	115.74	116.23	115.98
14	MAHBUBNAGAR	169722	162573	332295	203291	191657	394948	119.78	117.89	118.85
15	RANGAREDDI	175139	162971	338110	279369	261591	540960	159.51	160.51	160.00
16	HYDERABAD	188656	173556	362212	198267	201363	399630	105.09	116.02	110.33
17	MEDAK	128786	123709	252495	145580	139220	284800	113.04	112.54	112.79
18	NIZAMABAD	110737	111047	221784	122190	117234	239424	110.34	105.57	107.95
19	ADILABAD	119121	116141	235262	147211	141240	288451	123.58	121.61	122.61
20	KARIMNAGAR	166449	163724	330173	162064	156212	318276	97.37	95.41	96.40
21	WARANGAL	156634	150322	306956	160762	156134	316896	102.64	103.87	103.24
22	KHAMMAM	124319	119553	243872	120393	116985	237378	96.84	97.85	97.34
23	NALGONDA	157320	149856	307176	156940	150842	307782	99.76	100.66	100.20
Andhra Pradesh		3668754	3537892	7206646	3626594	3510697	7137291	98.85	99.23	99.04

GROSS ENROLMENT RATIO S.C.(6-10 AGE GROUP) 2009-10

SL.NO	NAME OF THE DISTRICT	CHILD POPULATION(6-10)			ENROLMENT IN CLASSES(I-V)			GROSS ENROLMENT RATIO		
		BOYS	GIRLS	TOTAL	BOYS	GIRLS	TOTAL	BOYS	GIRLS	TOTAL
1	SRIKAKULAM	10829	10879	21708	11136	10782	21918	102.83	99.11	100.97
2	VIZIANAGARAM	11342	11163	22505	10994	10809	21803	96.93	96.83	96.88
3	VISAKHAPATNAM	13980	13557	27537	14070	13971	28041	100.64	103.05	101.83
4	EAST GODAVARI	42120	41246	83366	41167	40997	82164	97.74	99.40	98.56
5	WEST GODAVARI	34962	33968	68930	37931	37284	75215	108.49	109.76	109.12
6	KRISHNA	36026	34597	70623	40563	40461	81024	112.59	116.95	114.73
7	GUNTUR	39490	37863	77353	42505	42511	85016	107.63	112.28	109.91
8	PRAKASAM	31474	30134	61608	40310	39929	80239	128.07	132.50	130.24
9	NELLORE	28152	27368	55520	29086	28347	57433	103.32	103.58	103.45
10	CHITTOOR	33655	32755	66410	33719	33340	67059	100.19	101.79	100.98
11	CUDDAPAH	19740	18982	38722	23775	23180	46955	120.44	122.12	121.26
12	ANANTAPUR	25071	23622	48693	28265	28186	56451	112.74	119.32	115.93
13	KURNOOL	30518	28930	59448	43455	41061	84516	142.39	141.93	142.17
14	MAHBUBNAGAR	29007	27818	56825	38264	36765	75029	131.91	132.16	132.04
15	RANGAREDDI	25098	24078	49176	44056	42360	86416	175.54	175.93	175.73
16	HYDERABAD	14736	14316	29052	17906	17826	35732	121.51	124.52	122.99
17	MEDAK	22445	21948	44393	29012	27567	56579	129.26	125.60	127.45
18	NIZAMABAD	16207	16707	32914	18380	17740	36120	113.41	106.18	109.74
19	ADILABAD	22072	21539	43611	25701	24818	50519	116.44	115.22	115.84
20	KARIMNAGAR	31026	30458	61484	31774	31360	63134	102.41	102.96	102.68
21	WARANGAL	26654	25487	52141	31585	31276	62861	118.50	122.71	120.56
22	KHAMMAM	20639	19710	40349	22124	21579	43703	107.20	109.48	108.31
23	NALGONDA	27803	26650	54453	31871	32169	64040	114.63	120.71	117.61
Andhra Pradesh		593046	573775	1166821	687649	674318	1361967	115.95	117.52	116.72

teacherz.blogspot.com

GROSS ENROLMENT RATIO S.T.(6-10 AGE GROUP) 2009-10

SL.NO	NAME OF THE DISTRICT	CHILD POPULATION(6-10)			ENROLMENT IN CLASSES(I-V)			GROSS ENROLMENT RATIO		
		BOYS	GIRLS	TOTAL	BOYS	GIRLS	TOTAL	BOYS	GIRLS	TOTAL
1	SRIKAKULAM	7169	7132	14301	8777	8225	17002	122.43	115.32	118.89
2	VIZIANAGARAM	10101	10211	20312	15922	14469	30391	157.62	141.70	149.62
3	VISAKHAPATNAM	26510	26211	52721	40751	37779	78530	153.72	144.14	148.95
4	EAST GODAVARI	9069	9044	18112	11151	11243	22394	122.96	124.32	123.64
5	WEST GODAVARI	4560	4579	9139	6134	5863	11997	134.52	128.04	131.27
6	KRISHNA	5256	4921	10177	8009	8038	16047	152.36	163.35	157.68
7	GUNTUR	10103	9582	19685	13363	12841	26204	132.26	134.02	133.12
8	PRAKASAM	5777	5405	11182	10131	9413	19544	175.36	174.15	174.77
9	NELLORE	11765	11145	22910	15825	15245	31070	134.50	136.79	135.62
10	CHITTOOR	6194	5918	12112	9064	8467	17531	146.33	143.06	144.73
11	CUDDAPAH	3013	2791	5804	5301	4677	9978	175.93	167.57	171.91
12	ANANTAPUR	6258	5768	12027	8699	7702	16401	139.00	133.52	136.37
13	KURNOOL	3437	3149	6586	6201	5587	11788	180.40	177.43	178.98
14	MAHBUBNAGAR	13628	12730	26358	26506	23131	49637	194.50	181.71	188.32
15	RANGAREDDI	7147	6666	13813	19464	17677	37141	272.34	265.17	268.88
16	HYDERABAD	1701	1568	3269	4652	4420	9072	273.50	281.94	277.55
17	MEDAK	6567	6156	12723	14585	13061	27646	222.09	212.17	217.29
18	NIZAMABAD	7916	7755	15672	13387	12427	25814	169.10	160.24	164.72
19	ADILABAD	19958	19427	39385	39636	37479	77115	198.60	192.92	195.80
20	KARIMNAGAR	4362	4209	8571	8684	8522	17206	199.09	202.48	200.75
21	WARANGAL	22421	20864	43285	34492	34292	68784	153.84	164.36	158.91
22	KHAMMAM	32760	31789	64549	42004	41281	83285	128.22	129.86	129.03
23	NALGONDA	16985	15426	32411	26270	23521	49791	154.66	152.48	153.62
Andhra Pradesh		242660	232445	475106	389008	365360	754368	160.31	157.18	158.78

GROSS ENROLMENT RATIO ALL(11-12 AGE GROUP) 2009-10

SL.NO	NAME OF THE DISTRICT	CHILD POPULATION(11-12)			ENROLMENT IN CLASSES(VI-VII)			GROSS ENROLMENT RATIO		
		BOYS	GIRLS	TOTAL	BOYS	GIRLS	TOTAL	BOYS	GIRLS	TOTAL
1	SRIKAKULAM	50576	50810	101386	39529	37821	77350	78.16	74.44	76.29
2	VIZIANAGARAM	44937	44929	89866	34205	32027	66232	76.12	71.28	73.70
3	VISAKHAPATNAM	77476	75649	153125	58633	55794	114427	75.68	73.75	74.73
4	EAST GODAVARI	98727	97111	195838	70346	71830	142176	71.25	73.97	72.60
5	WEST GODAVARI	76667	75305	151972	52948	53454	106402	69.06	70.98	70.01
6	KRISHNA	84990	82343	167333	58398	57043	115441	68.71	69.28	68.99
7	GUNTUR	90324	88087	178411	53578	51776	105354	59.32	58.78	59.05
8	PRAKASAM	62309	59938	122247	41470	40122	81592	66.56	66.94	66.74
9	NELLORE	53984	52642	106626	38159	36809	74968	70.69	69.92	70.31
10	CHITTOOR	75850	73822	149672	61073	58394	119467	80.52	79.10	79.82
11	CUDDAPAH	52907	51054	103961	45298	43774	89072	85.62	85.74	85.68
12	ANANTAPUR	74642	70827	145469	55167	54889	110056	73.91	77.50	75.66
13	KURNOOL	72098	68934	141032	65079	55784	120863	90.26	80.92	85.70
14	MAHBUBNAGAR	71541	68867	140408	60006	53703	113709	83.88	77.98	80.98
15	RANGAREDDI	73825	69035	142860	96447	89287	185734	130.64	129.34	130.01
16	HYDERABAD	79522	73519	153041	70696	75115	145811	88.90	102.17	95.28
17	MEDAK	54286	52404	106690	48463	45780	94243	89.27	87.36	88.33
18	NIZAMABAD	46678	47040	93718	43589	41544	85133	93.38	88.32	90.84
19	ADILABAD	50212	49198	99410	45809	43684	89493	91.23	88.79	90.02
20	KARIMNAGAR	70161	69354	139515	66036	64403	130439	94.12	92.86	93.49
21	WARANGAL	66024	63677	129701	60493	56853	117346	91.62	89.28	90.47
22	KHAMMAM	52403	50643	103046	42903	41968	84871	81.87	82.87	82.36
23	NALGONDA	66309	63474	129783	55425	52402	107827	83.59	82.56	83.08
Andhra Pradesh		1546458	1498660	3045118	1263750	1214256	2478006	81.72	81.02	81.38

GROSS ENROLMENT RATIO S.C.(11-12 AGE GROUP) 2009-10

SL.NO	NAME OF THE DISTRICT	CHILD POPULATION(11-12)			ENROLMENT IN CLASSES(VI-VII)			GROSS ENROLMENT RATIO		
		BOYS	GIRLS	TOTAL	BOYS	GIRLS	TOTAL	BOYS	GIRLS	TOTAL
1	SRIKAKULAM	4565	4609	9174	3520	3737	7257	77.11	81.09	79.11
2	VIZIANAGARAM	4781	4729	9510	3707	3707	7414	77.53	78.39	77.96
3	VISAKHAPATNAM	5893	5743	11636	4787	4864	9651	81.23	84.69	82.94
4	EAST GODAVARI	17755	17472	35227	14321	14547	28868	80.66	83.26	81.95
5	WEST GODAVARI	14737	14389	29127	12281	12612	24893	83.33	87.65	85.46
6	KRISHNA	15186	14656	29841	13769	13909	27678	90.67	94.91	92.75
7	GUNTUR	16646	16039	32685	13771	13019	26790	82.73	81.17	81.96
8	PRAKASAM	13267	12765	26032	10810	10166	20976	81.48	79.64	80.58
9	NELLORE	11867	11593	23461	10184	9775	19959	85.82	84.31	85.07
10	CHITTOOR	14187	13875	28062	12248	12162	24410	86.33	87.65	86.99
11	CUDDAPAH	8321	8041	16362	7350	7042	14392	88.33	87.57	87.96
12	ANANTAPUR	10568	10006	20575	9095	9161	18256	86.06	91.55	88.73
13	KURNOOL	12864	12255	25119	13486	11603	25089	104.83	94.68	99.88
14	MAHBUBNAGAR	12228	11784	24012	10821	9896	20717	88.50	83.98	86.28
15	RANGAREDDI	10580	10200	20780	14022	13340	27362	132.54	130.79	131.68
16	HYDERABAD	6212	6065	12276	5433	5737	11170	87.46	94.60	90.99
17	MEDAK	9461	9297	18759	9303	9019	18322	98.33	97.01	97.67
18	NIZAMABAD	6832	7077	13909	6445	6316	12761	94.34	89.24	91.75
19	ADILABAD	9304	9124	18428	8812	8385	17197	94.71	91.90	93.32
20	KARIMNAGAR	13079	12902	25981	13186	12955	26141	100.82	100.41	100.62
21	WARANGAL	11236	10796	22032	11491	11327	22818	102.27	104.91	103.57
22	KHAMMAM	8700	8350	17050	8022	7806	15828	92.21	93.49	92.83
23	NALGONDA	11719	11288	23007	11273	10695	21968	96.19	94.75	95.48
Andhra Pradesh		249987	243058	493045	228137	221780	449917	91.26	91.25	91.25

GROSS ENROLMENT RATIO S.T.(11-12 AGE GROUP) 2009-10

SL.NO	NAME OF THE DISTRICT	CHILD POPULATION(11-12)			ENROLMENT IN CLASSES(VI-VII)			GROSS ENROLMENT RATIO		
		BOYS	GIRLS	TOTAL	BOYS	GIRLS	TOTAL	BOYS	GIRLS	TOTAL
1	SRIKAKULAM	3021	3021	6042	2925	2088	5013	96.82	69.12	82.97
2	VIZIANAGARAM	4257	4325	8582	4104	3451	7555	96.41	79.79	88.03
3	VISAKHAPATNAM	11174	11102	22276	10748	8666	19414	96.19	78.06	87.15
4	EAST GODAVARI	3822	3830	7652	3605	3783	7388	94.32	98.77	96.55
5	WEST GODAVARI	1922	1939	3861	1635	1683	3318	85.07	86.80	85.94
6	KRISHNA	2215	2084	4299	2207	1747	3954	99.64	83.83	91.97
7	GUNTUR	4258	4058	8316	3165	2546	5711	74.33	62.74	68.67
8	PRAKASAM	2435	2289	4724	1809	1423	3232	74.29	62.17	68.42
9	NELLORE	4959	4720	9679	2867	2673	5540	57.81	56.63	57.24
10	CHITTOOR	2610	2507	5117	2648	2361	5009	101.46	94.18	97.89
11	CUDDAPAH	1270	1182	2452	1286	1144	2430	101.26	96.79	99.10
12	ANANTAPUR	2638	2443	5081	2374	2358	4732	89.99	96.52	93.13
13	KURNOOL	1448	1333	2781	1853	1502	3355	127.97	112.68	120.64
14	MAHBUBNAGAR	5744	5392	11136	6235	4023	10258	108.55	74.61	92.12
15	RANGAREDDI	3012	2823	5835	5624	4364	9988	186.72	154.59	171.17
16	HYDERABAD	716	664	1380	1273	1137	2410	177.79	171.23	174.64
17	MEDAK	2768	2607	5375	3492	2247	5739	126.16	86.19	106.77
18	NIZAMABAD	3336	3285	6621	4252	3283	7535	127.46	99.94	113.80
19	ADILABAD	8412	8229	16641	9224	7955	17179	109.65	96.67	103.23
20	KARIMNAGAR	1838	1782	3620	2619	2508	5127	142.49	140.74	141.63
21	WARANGAL	9450	8838	18288	10468	8319	18787	110.77	94.13	102.73
22	KHAMMAM	13808	13465	27273	13273	12797	26070	96.13	95.04	95.59
23	NALGONDA	7159	6534	13693	6910	5350	12260	96.52	81.88	89.53
Andhra Pradesh		102272	98452	200724	104596	87408	192004	102.27	88.78	95.66

GROSS ENROLMENT RATIO ALL(13-15 AGE GROUP) 2009-10

SL.NO	NAME OF THE DISTRICT	CHILD POPULATION(13-15)			ENROLMENT IN CLASSES(VIII - X)			GROSS ENROLMENT RATIO		
		BOYS	GIRLS	TOTAL	BOYS	GIRLS	TOTAL	BOYS	GIRLS	TOTAL
1	SRIKAKULAM	79454	79218	158672	52654	50438	103092	66.27	63.67	64.97
2	VIZIANAGARAM	70595	70050	140645	44553	41564	86117	63.11	59.34	61.23
3	VISAKHAPATNAM	121713	117945	239658	74932	72477	147409	61.56	61.45	61.51
4	EAST GODAVARI	155098	151407	306505	91603	97095	188698	59.06	64.13	61.56
5	WEST GODAVARI	120442	117408	237850	70115	72089	142204	58.21	61.40	59.79
6	KRISHNA	133518	128381	261899	77472	75246	152718	58.02	58.61	58.31
7	GUNTUR	141897	137336	279233	69938	66734	136672	49.29	48.59	48.95
8	PRAKASAM	97886	93450	191336	53197	48151	101348	54.35	51.53	52.97
9	NELLORE	84808	82074	166882	48813	46810	95623	57.56	57.03	57.30
10	CHITTOOR	119159	115096	234255	85195	79897	165092	71.50	69.42	70.48
11	CUDDAPAH	83115	79598	162714	60570	56362	116932	72.87	70.81	71.86
12	ANANTAPUR	117261	110427	227688	74344	73477	147821	63.40	66.54	64.92
13	KURNOOL	113264	107475	220739	80434	64559	144993	71.01	60.07	65.69
14	MAHBUBNAGAR	112390	107370	219760	85354	70801	156155	75.94	65.94	71.06
15	RANGAREDDI	115977	107633	223610	125308	115515	240823	108.05	107.32	107.70
16	HYDERABAD	124927	114624	239552	83771	93517	177288	67.06	81.59	74.01
17	MEDAK	85282	81703	166985	67776	63129	130905	79.47	77.27	78.39
18	NIZAMABAD	73330	73340	146670	61282	58920	120202	83.57	80.34	81.95
19	ADILABAD	78882	76705	155587	61574	59686	121260	78.06	77.81	77.94
20	KARIMNAGAR	110222	108131	218353	94733	96897	191630	85.95	89.61	87.76
21	WARANGAL	103723	99279	203002	86957	82339	169296	83.84	82.94	83.40
22	KHAMMAM	82324	78958	161282	57264	57768	115032	69.56	73.16	71.32
23	NALGONDA	104170	98962	203132	83265	77582	160847	79.93	78.40	79.18
Andhra Pradesh		2429436	2336571	4766007	1691104	1621053	3312157	69.61	69.38	69.50

GROSS ENROLMENT RATIO S.C.(13-15 AGE GROUP) 2009-10

SL.NO	NAME OF THE DISTRICT	CHILD POPULATION(13-15)			ENROLMENT IN CLASSES(VIII - X)			GROSS ENROLMENT RATIO		
		BOYS	GIRLS	TOTAL	BOYS	GIRLS	TOTAL	BOYS	GIRLS	TOTAL
1	SRIKAKULAM	7172	7185	14357	5075	5136	10211	70.77	71.48	71.12
2	VIZIANAGARAM	7511	7373	14884	5029	4879	9908	66.95	66.17	66.57
3	VISAKHAPATNAM	9258	8954	18212	6293	6412	12705	67.98	71.61	69.76
4	EAST GODAVARI	27892	27241	55133	19152	20074	39226	68.67	73.69	71.15
5	WEST GODAVARI	23152	22434	45586	15793	16317	32110	68.21	72.73	70.44
6	KRISHNA	23856	22850	46706	17859	17741	35600	74.86	77.64	76.22
7	GUNTUR	26151	25007	51157	17056	15840	32896	65.22	63.34	64.30
8	PRAKASAM	20842	19902	40744	13202	11386	24588	63.34	57.21	60.35
9	NELLORE	18643	18075	36718	13435	12799	26234	72.07	70.81	71.45
10	CHITTOOR	22287	21633	43920	17911	16717	34628	80.37	77.28	78.84
11	CUDDAPAH	13072	12537	25609	10515	8880	19395	80.44	70.83	75.73
12	ANANTAPUR	16602	15601	32204	12819	12383	25202	77.21	79.37	78.26
13	KURNOOL	20210	19107	39316	17116	13618	30734	84.69	71.27	78.17
14	MAHBUBNAGAR	19209	18373	37582	16231	12998	29229	84.50	70.75	77.77
15	RANGAREDDI	16620	15903	32523	19412	18895	38307	116.80	118.82	117.78
16	HYDERABAD	9759	9455	19214	6659	7767	14426	68.24	82.14	75.08
17	MEDAK	14864	14496	29359	14019	13345	27364	94.32	92.06	93.20
18	NIZAMABAD	10732	11035	21767	9728	9236	18964	90.64	83.70	87.12
19	ADILABAD	14616	14226	28842	13141	12565	25706	89.91	88.33	89.13
20	KARIMNAGAR	20546	20116	40662	19929	20758	40687	97.00	103.19	100.06
21	WARANGAL	17651	16833	34484	16841	16705	33546	95.41	99.24	97.28
22	KHAMMAM	13667	13018	26685	11066	11329	22395	80.97	87.03	83.92
23	NALGONDA	18410	17599	36009	17718	16974	34692	96.24	96.45	96.34
Andhra Pradesh		392722	378953	771674	315999	302754	618753	80.46	79.89	80.18

GROSS ENROLMENT RATIO S.T.(13-15 AGE GROUP) 2009-10

SL.NO	NAME OF THE DISTRICT	CHILD POPULATION(13-15)			ENROLMENT IN CLASSES(VIII - X)			GROSS ENROLMENT RATIO		
		BOYS	GIRLS	TOTAL	BOYS	GIRLS	TOTAL	BOYS	GIRLS	TOTAL
1	SRIKAKULAM	4747	4710	9457	3685	3114	6799	77.63	66.11	71.89
2	VIZIANAGARAM	6689	6743	13432	4234	4011	8245	63.30	59.48	61.38
3	VISAKHAPATNAM	17555	17310	34865	12111	10738	22849	68.99	62.03	65.54
4	EAST GODAVARI	6005	5972	11977	4733	5388	10121	78.82	90.22	84.50
5	WEST GODAVARI	3019	3024	6043	1978	2226	4204	65.52	73.61	69.57
6	KRISHNA	3480	3249	6729	2525	1913	4438	72.56	58.88	65.95
7	GUNTUR	6690	6328	13018	3319	2692	6011	49.61	42.54	46.17
8	PRAKASAM	3825	3569	7394	1767	1488	3255	46.20	41.69	44.02
9	NELLORE	7790	7360	15150	2575	2623	5198	33.06	35.64	34.31
10	CHITTOOR	4101	3908	8009	3040	2693	5733	74.13	68.91	71.58
11	CUDDAPAH	1995	1843	3838	1461	1321	2782	73.23	71.68	72.49
12	ANANTAPUR	4144	3809	7953	3271	3071	6342	78.93	80.62	79.74
13	KURNOOL	2276	2079	4355	2352	1766	4118	103.34	84.94	94.56
14	MAHBUBNAGAR	9024	8407	17431	7929	4395	12324	87.87	52.28	70.70
15	RANGAREDDI	4732	4402	9134	6475	4866	11341	136.83	110.54	124.16
16	HYDERABAD	1126	1035	2161	1283	1165	2448	113.94	112.56	113.28
17	MEDAK	4348	4065	8413	4395	2552	6947	101.08	62.78	82.57
18	NIZAMABAD	5242	5121	10363	5631	3960	9591	107.42	77.33	92.55
19	ADILABAD	13215	12830	26045	9927	9464	19391	75.12	73.76	74.45
20	KARIMNAGAR	2888	2779	5667	3246	2982	6228	112.40	107.30	109.90
21	WARANGAL	14846	13779	28625	13725	11032	24757	92.45	80.06	86.49
22	KHAMMAM	21693	20994	42687	17544	17600	35144	80.87	83.83	82.33
23	NALGONDA	11247	10187	21434	9515	6749	16264	84.60	66.25	75.88
Andhra Pradesh		160677	153503	314180	126721	107809	234530	78.87	70.23	74.65

DROP OUT RATE I-V (ALL) 2009-10

Sl. No.	Name of the District	Enrolment in class I in 2005-06			Enrolment in Classes -V in 2009-10			Drop out Rate		
		Boys	Girls	Total	Boys	Girls	Total	Boys	Girls	Total
1	Srikakulam	22715	22142	44857	22866	22150	45016	0.00	0.00	0.00
2	Vizianagaram	23337	22584	45921	20241	19556	39797	13.27	13.41	13.34
3	Visakhapatnam	33146	33520	66666	34099	32440	66539	0.00	3.22	0.19
4	East Godavari	37914	37783	75697	37673	38121	75794	0.64	0.00	0.00
5	West Godavari	27356	27595	54951	29331	29670	59001	0.00	0.00	0.00
6	Krishna	31951	31665	63616	31925	32153	64078	0.08	0.00	0.00
7	Guntur	34796	34804	69600	28258	28738	56996	18.79	17.43	18.11
8	Prakasam	31014	30395	61409	25007	25018	50025	19.37	17.69	18.54
9	Nellore	25594	24785	50379	22124	21996	44120	13.56	11.25	12.42
10	Chittoor	36154	34304	70458	33016	31867	64883	8.68	7.10	7.91
11	Kadapa	30518	28384	58902	24788	24372	49160	18.78	14.13	16.54
12	Anantapur	37800	36639	74439	31050	30893	61943	17.86	15.68	16.79
13	Kurnool	43596	41966	85562	36974	34715	71689	15.19	17.28	16.21
14	Mahabubnagar	50322	47238	97560	33628	30494	64122	33.17	35.45	34.27
15	Ranga Reddy	59157	55369	114526	50809	48214	99023	14.11	12.92	13.54
16	Hyderabad	46093	45584	91677	37331	38680	76011	19.01	15.15	17.09
17	Medak	38324	37203	75527	25993	25183	51176	32.18	32.31	32.24
18	Nizamabad	26506	24999	51505	23170	22557	45727	12.59	9.77	11.22
19	Adilabad	34946	33094	68040	26875	26193	53068	23.10	20.85	22.00
20	Karimnagar	41007	38780	79787	33890	33507	67397	17.36	13.60	15.53
21	Warangal	47651	46341	93992	31998	31217	63215	32.85	32.64	32.74
22	Khammam	27473	26418	53891	23348	23182	46530	15.01	12.25	13.66
23	Nalagonda	42386	40206	82592	29760	28697	58457	29.79	28.63	29.22
Andhra Pradesh		829756	801798	1631554	694154	679613	1373767	16.34	15.24	15.80

DROP OUT RATE I-V (SC) 2009-10

Sl. No.	District	Enrolment in class I in 2005-06			Enrolment in Classes -V in 2009-10			Drop out Rate		
		Boys	Girls	Total	Boys	Girls	Total	Boys	Girls	Total
1	Srikakulam	2292	2295	4587	2191	2245	4436	4.41	2.18	3.29
2	Vizianagaram	2532	2585	5117	2159	2158	4317	14.73	16.52	15.63
3	Visakhapatnam	2774	2852	5626	2911	2885	5796	-4.94	-1.16	-3.02
4	East Godavari	8954	8895	17849	8118	8346	16464	9.34	6.17	7.76
5	West Godavari	8196	8237	16433	7462	7608	15070	8.96	7.64	8.29
6	Krishna	9040	8934	17974	8129	8276	16405	10.08	7.37	8.73
7	Guntur	10565	10278	20843	8131	8107	16238	23.04	21.12	22.09
8	Prakasam	9216	9028	18244	7269	7190	14459	21.13	20.36	20.75
9	Nellore	6790	6509	13299	6126	5934	12060	9.78	8.83	9.32
10	Chittoor	7511	7446	14957	7070	7124	14194	5.87	4.32	5.10
11	Kadapa	5536	5255	10791	4559	4534	9093	17.65	13.72	15.74
12	Anantapur	6517	6499	13016	5416	5577	10993	16.89	14.19	15.54
13	Kurnool	9342	9055	18397	8130	7600	15730	12.97	16.07	14.50
14	Mahabubnagar	9189	8926	18115	6339	5828	12167	31.02	34.71	32.83
15	Ranga Reddy	10881	10599	21480	7791	7720	15511	28.40	27.16	27.79
16	Hyderabad	4942	5037	9979	3290	3293	6583	33.43	34.62	34.03
17	Medak	7750	7387	15137	5346	5109	10455	31.02	30.84	30.93
18	Nizamabad	4054	4062	8116	3572	3493	7065	11.89	14.01	12.95
19	Adilabad	6181	5854	12035	4868	4996	9864	21.24	14.66	18.04
20	Karimnagar	8424	7981	16405	6798	6912	13710	19.30	13.39	16.43
21	Warangal	9692	9464	19156	6555	6473	13028	32.37	31.60	31.99
22	Khammam	5137	4936	10073	4421	4460	8881	13.94	9.64	11.83
23	Nalagonda	8885	8527	17412	6167	6358	12525	30.59	25.44	28.07
Andhra Pradesh		164400	160641	325041	132818	132226	265044	19.21	17.69	18.46

DROP OUT RATE I-V (ST) 2009-10

Sl. No.	District	Enrolment in class I in 2005-06			Enrolment in Classes -V in 2009-10			Drop out Rate		
		Boys	Girls	Total	Boys	Girls	Total	Boys	Girls	Total
1	Srikakulam	1694	1695	3389	1730	1566	3296	0.00	7.61	2.74
2	Vizianagaram	3127	3113	6240	3103	2763	5866	0.77	11.24	5.99
3	Visakhapatnam	9077	9121	18198	7372	6202	13574	18.78	32.00	25.41
4	East Godavari	2400	2355	4755	2013	2129	4142	16.13	9.60	12.89
5	West Godavari	1446	1463	2909	1082	1083	2165	25.17	25.97	25.58
6	Krishna	1946	1915	3861	1440	1376	2816	26.00	28.15	27.07
7	Guntur	3724	3644	7368	2053	1897	3950	44.87	47.94	46.39
8	Prakasam	2569	2367	4936	1556	1343	2899	39.43	43.26	41.27
9	Nellore	4241	3994	8235	2387	2416	4803	43.72	39.51	41.68
10	Chittoor	2028	1979	4007	1748	1565	3313	13.81	20.92	17.32
11	Kadapa	1232	1138	2370	900	830	1730	26.95	27.07	27.00
12	Anantapur	1959	1825	3784	1579	1457	3036	19.40	20.16	19.77
13	Kurnool	1350	1223	2573	1075	932	2007	20.37	23.79	22.00
14	Mahabubnagar	7753	6814	14567	3775	2541	6316	51.31	62.71	56.64
15	Ranga Reddy	4984	4590	9574	3130	2675	5805	37.20	41.72	39.37
16	Hyderabad	1130	1186	2316	767	671	1438	32.12	43.42	37.91
17	Medak	4225	4220	8445	2099	1596	3695	50.32	62.18	56.25
18	Nizamabad	2987	2792	5779	2336	1978	4314	21.79	29.15	25.35
19	Adilabad	9932	9559	19491	6557	5817	12374	33.98	39.15	36.51
20	Karimnagar	2509	2453	4962	1583	1569	3152	36.91	36.04	36.48
21	Warangal	12867	12630	25497	5988	5367	11355	53.46	57.51	55.47
22	Khammam	10196	10155	20351	7719	7666	15385	24.29	24.51	24.40
23	Nalagonda	7748	7127	14875	4231	3328	7559	45.39	53.30	49.18
	Andhra Pradesh	101124	97358	198482	66223	58767	124990	34.51	39.64	37.03

DROP OUT RATE I-VII (ALL) 2009-10										
Sl. No.	Name of the District	Enrolment in class I in 2003-04			Enrolment in Classes -VII in 2009-10			Drop out Rate		
		Boys	Girls	Total	Boys	Girls	Total	Boys	Girls	Total
1	Srikakulam	22669	21947	44616	19494	18490	37984	14.01	15.75	14.86
2	Vizianagaram	23269	22496	45765	16891	15916	32807	27.41	29.25	28.31
3	Visakhapatnam	37861	37687	75548	28726	27306	56032	24.13	27.55	25.83
4	East Godavari	38886	37719	76605	34247	35330	69577	11.93	6.33	9.17
5	West Godavari	27262	27045	54307	26022	26571	52593	4.55	1.75	3.16
6	Krishna	30973	30719	61692	29213	28418	57631	5.68	7.49	6.58
7	Guntur	35209	34855	70064	26198	25251	51449	25.59	27.55	26.57
8	Prakasam	32737	32420	65157	20586	19534	40120	37.12	39.75	38.43
9	Nellore	25773	24748	50521	18862	18223	37085	26.81	26.37	26.59
10	Chittoor	35358	33057	68415	30624	28912	59536	13.39	12.54	12.98
11	Kadapa	30188	28413	58601	22513	21807	44320	25.42	23.25	24.37
12	Anantapur	34147	32475	66622	27281	27231	54512	20.11	16.15	18.18
13	Kurnool	45008	43877	88885	31942	27345	59287	29.03	37.68	33.30
14	Mahabubnagar	54048	51724	105772	29343	25994	55337	45.71	49.74	47.68
15	Ranga Reddy	57500	53615	111115	47617	44027	91644	17.19	17.88	17.52
16	Hyderabad	48322	47035	95357	34990	37149	72139	27.59	21.02	24.35
17	Medak	42177	40800	82977	24040	22902	46942	43.00	43.87	43.43
18	Nizamabad	30134	28440	58574	21981	21089	43070	27.06	25.85	26.47
19	Adilabad	31918	30013	61931	22213	21205	43418	30.41	29.35	29.89
20	Karimnagar	41445	39050	80495	33043	32272	65315	20.27	17.36	18.86
21	Warangal	51411	49224	100635	30062	28182	58244	41.53	42.75	42.12
22	Khammam	26320	25604	51924	21094	20846	41940	19.86	18.58	19.23
23	Nalagonda	45794	43560	89354	27592	26175	53767	39.75	39.91	39.83
Andhra Pradesh		848409	816523	1664932	624574	600175	1224749	26.38	26.50	26.44

DROP OUT RATE I-VII (SC) 2009-10

Sl. No.	District	Enrolment in class I in 2003-04			Enrolment in Classes - VII in 2009-10			Drop out Rate		
		Boys	Girls	Total	Boys	Girls	Total	Boys	Girls	Total
1	Srikakulam	2207	2156	4363	1694	1803	3497	23.24	16.37	19.85
2	Vizianagaram	2607	2480	5087	1827	1861	3688	29.92	24.96	27.50
3	Visakhapatnam	2805	2757	5562	2258	2278	4536	19.50	17.37	18.45
4	East Godavari	8396	8253	16649	6954	7194	14148	17.17	12.83	15.02
5	West Godavari	7801	7730	15531	5950	6212	12162	23.73	19.64	21.69
6	Krishna	8765	8709	17474	6788	6847	13635	22.56	21.38	21.97
7	Guntur	10381	9954	20335	6678	6176	12854	35.67	37.95	36.79
8	Prakasam	9475	9519	18994	5317	4825	10142	43.88	49.31	46.60
9	Nellore	6690	6417	13107	5145	4778	9923	23.09	25.54	24.29
10	Chittoor	7036	6786	13822	6116	5952	12068	13.08	12.29	12.69
11	Kadapa	5339	4977	10316	3614	3425	7039	32.31	31.18	31.77
12	Anantapur	5593	5335	10928	4621	4566	9187	17.38	14.41	15.93
13	Kurnool	9882	9689	19571	6687	5660	12347	32.33	41.58	36.91
14	Mahabubnagar	9742	9619	19361	5306	4712	10018	45.53	51.01	48.26
15	Ranga Reddy	10387	9854	20241	6769	6529	13298	34.83	33.74	34.30
16	Hyderabad	5471	5264	10735	2673	2845	5518	51.14	45.95	48.60
17	Medak	8610	8103	16713	4580	4538	9118	46.81	44.00	45.44
18	Nizamabad	4687	4561	9248	3233	3246	6479	31.02	28.83	29.94
19	Adilabad	5449	4993	10442	4430	4006	8436	18.70	19.77	19.21
20	Karimnagar	8951	8315	17266	6748	6637	13385	24.61	20.18	22.48
21	Warangal	9709	9387	19096	5645	5398	11043	41.86	42.49	42.17
22	Khammam	4933	4770	9703	3913	3906	7819	20.68	18.11	19.42
23	Nalagonda	9353	9094	18447	5618	5251	10869	39.93	42.26	41.08
Andhra Pradesh		164269	158722	322991	112564	108645	221209	31.48	31.55	31.51

DROP OUT RATE I-VII (ST) 2009-10

Sl. No.	District	Enrolment in class I in 2003-04			Enrolment in Classes - VII in 2009-10			Drop out Rate		
		Boys	Girls	Total	Boys	Girls	Total	Boys	Girls	Total
1	Srikakulam	2282	2153	4435	1407	968	2375	38.34	55.04	46.45
2	Vizianagaram	3743	3658	7401	1900	1692	3592	49.24	53.75	51.47
3	Visakhapatnam	13950	13626	27576	5133	4088	9221	63.20	70.00	66.56
4	East Godavari	3071	3048	6119	1672	1877	3549	45.56	38.42	42.00
5	West Godavari	1346	1319	2665	778	809	1587	42.20	38.67	40.45
6	Krishna	1734	1718	3452	1062	806	1868	38.75	53.08	45.89
7	Guntur	3690	3478	7168	1506	1151	2657	59.19	66.91	62.93
8	Prakasam	2966	2825	5791	814	671	1485	72.56	76.25	74.36
9	Nellore	4689	4522	9211	1265	1232	2497	73.02	72.76	72.89
10	Chittoor	1963	1866	3829	1284	1124	2408	34.59	39.76	37.11
11	Kadapa	1228	1078	2306	616	554	1170	49.84	48.61	49.26
12	Anantapur	1625	1455	3080	1179	1144	2323	27.45	21.37	24.58
13	Kurnool	1470	1324	2794	946	691	1637	35.65	47.81	41.41
14	Mahabubnagar	8052	7422	15474	2945	1905	4850	63.43	74.33	68.66
15	Ranga Reddy	5285	4921	10206	2718	2018	4736	48.57	58.99	53.60
16	Hyderabad	1514	1482	2996	593	569	1162	60.83	61.61	61.21
17	Medak	5604	5707	11311	1696	1104	2800	69.74	80.66	75.25
18	Nizamabad	3637	3538	7175	2148	1622	3770	40.94	54.15	47.46
19	Adilabad	9081	8621	17702	4232	3735	7967	53.40	56.68	54.99
20	Karimnagar	2565	2632	5197	1237	1239	2476	51.77	52.93	52.36
21	Warangal	14596	14203	28799	5203	4149	9352	64.35	70.79	67.53
22	Khammam	10340	10150	20490	6295	6256	12551	39.12	38.36	38.75
23	Nalagonda	8839	8356	17195	3477	2647	6124	60.66	68.32	64.38
Andhra Pradesh		113270	109102	222372	50106	42051	92157	55.76	61.46	58.56

DROP OUT RATE I-X (ALL) 2009-10

Sl. No.	District	Enrolment in class I in 2000-2001			Enrolment in Classes - X in 2009-10			Drop out Rate		
		Boys	Girls	Total	Boys	Girls	Total	Boys	Girls	Total
1	Srikakulam	31638	30712	62350	17285	16048	33333	45.37	47.75	46.54
2	Vizianagaram	27378	28548	55926	14168	12937	27105	48.25	54.68	51.53
3	Visakhapatnam	47685	46288	93973	23784	23024	46808	50.12	50.26	50.19
4	East Godavari	61000	57042	118042	29141	30843	59984	52.23	45.93	49.18
5	West Godavari	39176	38482	77658	21975	22832	44807	43.91	40.67	42.30
6	Krishna	41750	40528	82278	24763	23562	48325	40.69	41.86	41.27
7	Guntur	48913	49451	98364	22588	20911	43499	53.82	57.71	55.78
8	Prakasam	47230	45847	93077	17475	15004	32479	63.00	67.27	65.11
9	Nellore	30316	29428	59744	15529	14686	30215	48.78	50.10	49.43
10	Chittoor	41219	40062	81281	28176	25916	54092	31.64	35.31	33.45
11	Kadapa	33075	32106	65181	19942	18126	38068	39.71	43.54	41.60
12	Anantapur	49158	45728	94886	23994	23046	47040	51.19	49.60	50.42
13	Kurnool	61184	59822	121006	24922	19221	44143	59.27	67.87	63.52
14	Mahabubnagar	88660	80102	168762	28440	22747	51187	67.92	71.60	69.67
15	Ranga Reddy	67952	67932	135884	40534	37309	77843	40.35	45.08	42.71
16	Hyderabad	42888	42515	85403	26297	29564	55861	38.68	30.46	34.59
17	Medak	62998	61548	124546	21811	19895	41706	65.38	67.68	66.51
18	Nizamabad	51085	49589	100674	20002	18651	38653	60.85	62.39	61.61
19	Adilabad	55288	53867	109155	20840	20050	40890	62.31	62.78	62.54
20	Karimnagar	57539	55854	113393	32077	32937	65014	44.25	41.03	42.66
21	Warangal	78118	77584	155702	29548	27668	57216	62.18	64.34	63.25
22	Khammam	33634	32701	66335	18011	18239	36250	46.45	44.22	45.35
23	Nalagonda	63733	61867	125600	27851	25273	53124	56.30	59.15	57.70
	Andhra Pradesh	1161617	1127603	2289220	549153	518489	1067642	52.73	54.02	53.36

DROP OUT RATE I-X (SC) 2009-10

Sl. No.	District	Enrolment in class I in 2000-2001			Enrolment in Classes -X in 2009-10			Drop out Rate		
		Boys	Girls	Total	Boys	Girls	Total	Boys	Girls	Total
1	Srikakulam	2988	3040	6028	1668	1678	3346	44.17	44.81	44.49
2	Vizianagaram	3199	3226	6425	1554	1459	3013	51.43	54.77	53.11
3	Visakhapatnam	3863	3781	7644	1984	2001	3985	48.65	47.07	47.87
4	East Godavari	13235	12996	26231	6028	6400	12428	54.45	50.76	52.62
5	West Godavari	11066	11032	22098	4717	5103	9820	57.37	53.74	55.56
6	Krishna	11996	11947	23943	5554	5384	10938	53.70	54.93	54.32
7	Guntur	14404	14436	28840	5165	4759	9924	64.14	67.03	65.59
8	Prakasam	13932	13818	27750	4177	3458	7635	70.02	74.97	72.49
9	Nellore	8067	7977	16044	4331	4086	8417	46.31	48.78	47.54
10	Chittoor	8751	8541	17292	6055	5456	11511	30.81	36.12	33.43
11	Kadapa	6377	6166	12543	3260	2741	6001	48.88	55.55	52.16
12	Anantapur	8931	8875	17806	4187	3881	8068	53.12	56.27	54.69
13	Kurnool	13894	13441	27335	5167	3914	9081	62.81	70.88	66.78
14	Mahabubnagar	17010	15551	32561	5386	4075	9461	68.34	73.80	70.94
15	Ranga Reddy	14851	13870	28721	6332	6379	12711	57.36	54.01	55.74
16	Hyderabad	5139	5117	10256	2110	2508	4618	58.94	50.99	54.97
17	Medak	14381	13568	27949	4574	4178	8752	68.19	69.21	68.69
18	Nizamabad	8984	8469	17453	3285	3025	6310	63.43	64.28	63.85
19	Adilabad	10363	10137	20500	4741	4389	9130	54.25	56.70	55.46
20	Karimnagar	13695	12874	26569	6841	7233	14074	50.05	43.82	47.03
21	Warangal	16569	16327	32896	5873	5836	11709	64.55	64.26	64.41
22	Khammam	6093	6065	12158	3463	3563	7026	43.16	41.25	42.21
23	Nalagonda	13695	13777	27472	5878	5587	11465	57.08	59.45	58.27
	Andhra Pradesh	241368	235146	476514	102330	97093	199423	57.60	58.71	58.15

DROP OUT RATE I-X (ST) 2009-10

Sl. No.	District	Enrolment in class I in 2000-2001			Enrolment in Classes -X in 2009-10			Drop out Rate		
		Boys	Girls	Total	Boys	Girls	Total	Boys	Girls	Total
1	Srikakulam	4074	3956	8030	1145	1019	2164	71.89	74.24	73.05
2	Vizianagaram	3575	3486	7061	1288	1181	2469	63.98	66.12	65.03
3	Visakhapatnam	14452	13934	28386	3611	3576	7187	75.01	74.34	74.68
4	East Godavari	5019	4810	9829	1566	1951	3517	68.80	59.44	64.22
5	West Godavari	2170	2102	4272	579	710	1289	73.32	66.22	69.83
6	Krishna	2375	2384	4759	724	538	1262	69.51	77.43	73.48
7	Guntur	4765	4597	9362	964	769	1733	79.77	83.27	81.49
8	Prakasam	3567	3337	6904	532	431	963	85.09	87.08	86.05
9	Nellore	5401	4997	10398	744	744	1488	86.23	85.11	85.69
10	Chittoor	2586	2441	5027	949	783	1732	63.31	67.92	65.55
11	Kadapa	1364	1219	2583	435	381	816	68.11	68.74	68.41
12	Anantapur	2324	2202	4526	1097	918	2015	52.79	58.32	55.48
13	Kurnool	1857	1673	3530	715	553	1268	61.49	66.95	64.08
14	Mahabubnagar	13624	11331	24955	2463	1238	3701	81.92	89.07	85.17
15	Ranga Reddy	8164	7269	15433	2005	1397	3402	75.44	80.78	77.96
16	Hyderabad	967	1004	1971	343	334	677	64.52	66.74	65.65
17	Medak	6793	5466	12259	1225	679	1904	81.97	87.58	84.47
18	Nizamabad	8200	7143	15343	1832	1095	2927	77.66	84.67	80.92
19	Adilabad	16770	16816	33586	3151	3108	6259	81.21	81.52	81.36
20	Karimnagar	3434	3092	6526	981	898	1879	71.43	70.96	71.21
21	Warangal	21925	21395	43320	4446	3449	7895	79.72	83.88	81.78
22	Khammam	14305	13996	28301	5419	5645	11064	62.12	59.67	60.91
23	Nalagonda	13844	12104	25948	3020	1975	4995	78.19	83.68	80.75
Andhra Pradesh		161659	150650	312309	39234	33372	72606	75.73	77.85	76.75

iteacherz.blogspot.com
Teacher Pupil Ratio - 2009-10

Sl. No.	Name of the District	Teacher Pupil Ratio					
		Primary Schools		Upper Primary Schools		High Schools	
		Without Vidya Volunteers	With Vidya Volunteers	Without Vidya Volunteers	With Vidya Volunteers	Without Vidya Volunteers	With Vidya Volunteers
1	Srikakulam	26	23	21	18	30	29
2	Vizianagaram	27	25	23	21	32	31
3	Visakhapatnam	35	26	30	25	33	32
4	East Godavari	33	29	27	22	32	31
5	West Godavari	31	28	28	24	31	29
6	Krishna	33	29	24	21	30	29
7	Guntur	28	26	31	25	32	32
8	Prakasam	29	27	25	22	24	23
9	Nellore	25	23	21	19	25	25
10	Chittoor	27	25	23	20	28	27
11	Kadapa	26	24	24	21	27	26
12	Anantapur	33	27	29	22	32	31
13	Kurnool	41	33	35	26	30	30
14	Mahabubnagar	33	28	29	24	26	26
15	Ranga Reddy	43	36	32	27	32	30
16	Hyderabad	37	37	30	30	26	26
17	Medak	37	29	29	22	30	28
18	Nizamabad	34	29	23	20	30	27
19	Adilabad	35	27	31	23	34	32
20	karimnagar	27	25	22	20	28	27
21	Warangal	28	27	22	20	26	26
22	Khammam	28	23	25	19	27	26
23	Nalgonda	34	29	32	27	31	28
TOTAL		32	28	27	23	29	28

Transition Rate - 2009-2010

Class	Enrolment in 2008-09			Enrolment in 2009-10			Transition Rate		
	BOYS	GIRLS	TOTAL	BOYS	GIRLS	TOTAL	BOYS	GIRLS	TOTAL
I-II	719973	703515	1423488	717867	694935	1412802	89.72	90.33	90.02
II-III	713222	698803	1412025	708852	688675	1397527	98.46	97.89	98.18
III-IV	695039	683673	1378712	694964	678461	1373425	97.44	97.09	97.27
IV-V	671519	653127	1324646	694154	679613	1373767	99.87	99.41	99.64
V-VI	652318	622364	1274682	639176	614081	1253257	95.18	94.02	94.61
VI-VII	641706	618656	1260362	624574	600175	1224749	95.75	96.43	96.08
VII-VIII	593081	566234	1159315	579230	561527	1140757	90.26	90.77	90.51
VIII-IX	573018	544991	1118009	562721	541037	1103758	94.88	95.55	95.21
IX-X	527806	491050	1018856	549153	518489	1067642	95.84	95.14	95.49

SSC EXAMINATION RESULTS - MARCH - 2010

Sl.No	District	Number Appeared			Number Passed			Pass Percentage		
		Boys	Girls	Total	Boys	Girls	Total	Boys	Girls	Total
1	2	3	4	5	6	7	8	9	10	11
1	Srikakulam	16703	15756	32459	13189	11611	24800	78.96	73.69	76.40
2	Vizianagaram	14108	12898	27006	11708	10320	22028	72.94	80.01	81.57
3	Visakhapatnam	24083	22704	46787	19297	17510	36807	80.12	77.12	78.67
4	East Godavari	28885	30327	59212	23381	24317	47698	80.94	80.18	80.55
5	West Godavari	21076	22041	43117	18349	19330	37679	87.06	91.71	87.39
6	Krishna	25264	23805	49069	21203	20092	41295	83.59	84.40	84.16
7	Guntur	21992	20261	42253	19182	17711	36893	87.22	87.41	87.31
8	Prakasam	17544	14838	32382	13645	11507	25152	77.77	77.55	77.67
9	Nellore	15614	14806	30420	12717	11923	24640	81.44	80.52	81.00
10	Chittoor	27172	24816	51988	22041	20670	42711	81.10	83.29	82.16
11	Cuddapah	18484	16509	34993	16117	14657	30774	87.51	88.78	87.94
12	Anantapur	24290	23001	47291	17794	17175	34969	73.25	74.67	73.94
13	Kurnool	24539	18942	43481	18389	14187	32576	74.93	74.89	74.92
14	Mahabubnagar	28579	23070	51649	22110	18139	40249	77.36	78.62	77.93
15	Ranga Reddy	39814	35623	75437	29936	27358	57294	75.18	77.30	75.95
16	Hyderabad	29206	31036	60242	20115	23135	43250	68.87	74.54	71.79
17	Medak	21861	20018	41879	18509	17181	35690	84.66	85.82	85.22
18	Nizamabad	19898	18748	38646	18344	17463	35807	92.19	93.14	92.65
19	Adilabad	20347	19710	40057	16661	16580	33241	81.88	84.11	82.98
20	Karimnagar	32355	33321	65676	29103	30200	59303	89.94	90.63	90.30
21	Warangal	30315	28439	58754	25016	23692	48708	82.52	83.30	82.90
22	Khammam	18116	18457	36573	14187	14592	28779	78.31	79.05	78.69
23	Nalgonda	28090	25351	53441	24666	22585	47251	87.78	89.08	88.42
Andhra Pradesh		548335	514477	1062812	445659	421935	867594	81.27	82.01	81.63

Budget Outlay & Expenditure - 2007 - 08
School Education Department

Rs. in Crores

<i>Item</i>	<i>Particulars</i>	<i>Elementary</i>	<i>Secondary</i>	<i>Others</i>	<i>Total</i>
I	Plan				
	<i>Budget Estimates</i>	1445.31	143.91	83.89	1673.11
	<i>Expenditure</i>	408.69	134.94	103.84	647.47
II	Non - Plan				
	<i>Budget Estimates</i>	2652.20	1749.66	106.58	4508.44
	<i>Expenditure</i>	2544.71	1750.11	94.26	4389.08
III	Total (Plan + Non - Plan)				
	<i>Budget Estimates</i>	4097.51	1893.57	190.47	6181.55
	<i>Expenditure</i>	2953.40	1885.05	198.10	5036.55

Budget Outlay & Expenditure - 2008 - 09
School Education Department

Rs. in Crores

<i>Item</i>	<i>Particulars</i>	<i>Elementary</i>	<i>Secondary</i>	<i>Others</i>	<i>Total</i>
I	Plan				
	<i>Budget Estimates</i>	1373.66	1295.51	241.76	2910.93
	<i>Expenditure</i>	365.44	146.8	60.46	572.70
II	Non - Plan				
	<i>Budget Estimates</i>	3365.72	2248.57	130.48	5744.77
	<i>Expenditure</i>	2779.58	2006.01	77.45	4863.04
III	Total (Plan + Non - Plan)				
	<i>Budget Estimates</i>	4243.5	3544.08	372.24	8159.82
	<i>Expenditure</i>	3145.02	2152.81	137.91	5435.74

Budget Estimates - 2007 - 08

School Education Department

Rs. in Crores

<i>Budget Estimates</i>	<i>Elementary</i>	<i>Secondary</i>	<i>Others</i>	<i>Total</i>
<i>Plan</i>	1445.31	143.91	83.89	1673.11
<i>Non - Plan</i>	2652.2	1749.66	106.58	4508.44
<i>Total (Plan + Non - Plan)</i>	4097.51	1893.57	190.47	6181.55

Budget Estimates - 2008 - 09

School Education Department

Rs. in Crores

<i>Budget Estimates</i>	<i>Elementary</i>	<i>Secondary</i>	<i>Others</i>	<i>Total</i>
<i>Plan</i>	1373.66	1295.51	241.76	2910.93
<i>Non - Plan</i>	3365.72	2248.57	130.48	5744.77
<i>Total (Plan + Non - Plan)</i>	4739.38	3544.08	372.24	8655.70

Budget Estimates - 2009 - 10

School Education Department

Rs. in Crores

<i>Budget Estimates</i>	<i>Elementary</i>	<i>Secondary</i>	<i>Others</i>	<i>Total</i>
<i>Plan</i>	720.6	143.8	143.93	1008.33
<i>Non - Plan</i>	4153.99	2631.34	142.42	6927.75
<i>Total (Plan + Non - Plan)</i>	4874.59	2775.14	286.35	7936.08

MANAGEMENT WISE UPPER PRIMARY SCHOOLS FROM 2000-2001 TO 2009-2010

SL.NO	YEAR	MANAGEMENT WISE UPPER PRIMARY SCHOOLS						
		CENTRAL GOVT.	STATE GOVT.	M.P.P	MUNICIPAL	PVT. AIDED	PVT. UN_AIDED	TOTAL
1	2000-2001	3	368	5599	218	505	3111	9804
2	2001-2002	6	496	9738	280	502	3450	14472
3	2002-2003	10	468	10024	296	518	3794	15110
4	2003-2004	9	496	9886	309	491	4024	15215
5	2004-2005	2	560	10883	355	476	4391	16667
6	2005-2006	1	578	11143	384	430	4754	17290
7	2006-2007	0	592	11108	394	421	5308	17823
8	2007-2008	0	581	10960	399	431	5586	17957
9	2008-2009	0	372	8590	164	433	5383	14942
10	2009-2010	0	395	8589	168	425	5807	15384

SL.NO	YEAR	MANAGEMENT WISE PRIMARY SCHOOLS						
		CENTRAL GOVT.	STATE GOVT.	M.P.P	MUNICIPAL	PVT. AIDED	PVT. UN_AIDED	TOTAL
1	2000-2001	22	4216	46946	1430	1992	1295	55901
2	2001-2002	43	4780	48808	1407	1957	1254	58249
3	2002-2003	40	5626	49845	1423	2265	4163	63362
4	2003-2004	37	5580	50013	1473	2275	4519	63897
5	2004-2005	30	5055	48104	1455	2280	4756	61680
6	2005-2006	25	5081	48168	1409	2274	5202	62159
7	2006-2007	20	5089	47762	1408	2287	5596	62162
8	2007-2008	24	4862	47953	1396	2246	5983	62464
9	2008-2009	20	5060	50309	1633	2212	6375	65609
10	2009-2010	24	5025	50309	1626	2164	6784	65932

MANAGEMENT WISE HIGH SCHOOLS FROM 2000-2001 TO 2009-2010

SL.NO	YEAR	MANAGEMENT WISE HIGH SCHOOLS						TOTAL
		CENTRAL GOVT.	STATE GOVT.	M.P.P	MUNICIPAL	PVT. AIDED	PVT UN_AIDED	
1	2000-2001	43	1025	5606	240	865	2498	10277
2	2001-2002	43	1076	6081	249	892	3123	11464
3	2002-2003	43	1189	6599	264	864	3611	12570
4	2003-2004	45	1188	6781	279	871	3996	13160
5	2004-2005	43	1284	7397	283	870	4465	14342
6	2005-2006	29	1482	7707	293	830	5096	15437
7	2006-2007	34	1552	7867	300	857	5585	16195
8	2007-2008	30	1605	8155	302	856	5989	16937
9	2008-2009	33	1693	8155	306	841	6348	17376
10	2009-2010	35	1825	8201	305	840	6937	18143

MANAGEMENT WISE HIGHER SECONDARY SCHOOLS FROM 2000-2001 TO 2009-2010

SL.NO	YEAR	MANAGEMENT WISE HIGHER SECONDARY SCHOOLS						TOTAL
		CENTRAL GOVT.	STATE GOVT.	M.P.P	MUNICIPAL	PVT. AIDED	PVT. UN_AIDED	
1	1998-1999	53	0	0	0	0	44	97
2	1999-2000	54	0	0	0	0	34	88
1	2000-2001	49	0	0	0	0	33	82
2	2001-2002	48	0	0	0	0	25	73
3	2002-2003	51	0	0	0	0	28	79
4	2003-2004	48	0	0	0	0	34	82
5	2004-2005	47	0	0	0	0	32	79
6	2005-2006	61	0	0	0	0	37	98
7	2006-2007	56	0	0	0	0	41	97
8	2007-2008	59	0	0	0	0	40	99
9	2008-2009	59	0	0	0	0	41	100
11	2009-2010	60	0	0	0	0	44	104

TYPE WISE SCHOOLS FROM 2000-2001 TO 2009-2010

SI.NO.	YEAR	TYPE WISE SCHOOLS					TOTAL
		PRE PRIMARY	PRIMARY	UPEER PRIMARY	HIGH SCHOOLS	HIGHER SECONDARY	
1	2000-2001	27	55901	9804	10277	82	76091
2	2001-2002	25	58249	14472	11464	73	84283
3	2002-2003	0	63362	15110	12570	79	91121
4	2003-2004	0	63897	15215	13160	82	92354
5	2004-2005	0	61680	16667	14342	79	92768
6	2005-2006	0	62159	17290	15437	98	94984
7	2006-2007	0	62162	17823	16195	97	96277
8	2007-2008	0	62464	17957	16937	99	97457
9	2008-2009	0	65609	14942	17376	100	98027
10	2009-2010	0	65932	15384	18143	104	99563

MANAGEMENT WISE TOTAL SCHOOLS FROM 2000-2001 TO 2009-2010

SL.NO	YEAR	MANAGEMENT WISE TOTAL SCHOOLS						TOTAL
		CENTRAL GOVT.	STATE GOVT.	M.P.P	MUNICIPAL	PVT. AIDED	PVT. UN_AIDED	
1	2000-2001	117	5609	58151	1888	3362	6937	91121
2	2001-2002	140	6352	64627	1936	3351	7852	92354
3	2002-2003	144	7283	66468	1983	3647	11596	92768
4	2003-2004	139	7264	66680	2061	3637	12573	94984
5	2004-2005	122	6899	66384	2093	3626	13644	96277
6	2005-2006	116	7141	67018	2086	3534	15089	97457
7	2006-2007	110	7233	66737	2102	3565	16530	98027
8	2007-2008	113	7048	67068	2097	3533	17598	99563
9	2008-2009	112	7125	67054	2103	3486	18147	98027
10	2009-2010	119	7245	67099	2099	3429	19572	99563

TYPE WISE ENROLMENT FROM 2000-2001 TO 2009-2010 - ALL

Sl. NO.	YEAR	TYPE WISE ENROLMENT-ALL																	
		PRE_PRIMARY			PRIMARY SCHOOLS			UPPER PRIMARY SCHOOLS			HIGH SCHOOLS			HIGHER SECONDARY SCHOOLS			TOTAL		
		BOYS	GIRLS	TOTAL	BOYS	GIRLS	TOTAL	BOYS	GIRLS	TOTAL	BOYS	GIRLS	TOTAL	BOYS	GIRLS	TOTAL	BOYS	GIRLS	TOTAL
1	2000-2001	740	744	1484	3054724	3005670	6060394	1400905	1227280	2628185	2526431	2011360	4537791	47269	37406	84675	7030069	6282460	13312529
2	2001-2002	656	616	1272	2610881	2619867	5230748	1729772	1593054	3322826	2725679	2237713	4963392	39975	34790	74765	7106963	6486040	13593003
3	2002-2003				3197135	3153937	6351072	1761580	1627609	3389189	2233949	1844409	4078358	41297	37039	78336	7233961	6662994	13896955
4	2003-2004				3006457	2960553	5967010	1636883	1513081	3149964	2341558	1988921	4330479	46178	35855	82033	7031076	6498410	13529486
5	2004-2005				2779410	2744953	5524363	1647443	1525434	3172877	2472490	2160752	4633242	40791	39795	80586	6940134	6470934	13411068
6	2005-2006				2720336	2677672	5398008	1651337	1520797	3172134	2551235	2288008	4839243	54635	47903	102538	6977543	6534380	13511923
7	2006-2007				2788122	2725033	5513155	1691111	1554985	3246096	2604144	2384647	4988791	54934	48254	103188	7138311	6712919	13851230
8	2007-2008				2719721	2647228	5366949	1615903	1494783	3110686	2646112	2468330	5114442	52707	46957	99664	7034443	6657298	13691741
9	2008-2009				2875478	2810567	5686045	1302469	1189729	2492198	2747809	2622153	5369962	58520	52435	110955	6984276	6674884	13659160
10	2009-2010				2725513	2666740	5392253	1248562	1147287	2395849	2797781	2679646	5477427	52279	48548	100827	6824135	6542221	13366356

CLASS- WISE ENROLMENT FROM 2000-2001 TO 2009-2010 - BOYS

SNO	YEAR	CLASS WISE BOYS ENROLMENT													
		PP	I	II	III	IV	V	VI	VII	VIII	IX	X	XI	XII	TOTAL
1	2000-2001	183243	1161617	939454	885243	806360	760373	600571	544038	426970	381855	336832	1708	1805	7030069
2	2001-2002	273060	988101	965569	853555	802931	771882	653136	568962	461695	401012	363841	1601	1618	7030069
3	2002-2003	279570	977991	876054	885375	799376	784911	689061	618276	498859	437029	384259	1692	1508	7106963
4	2003-2004	238273	848409	828671	801455	803576	762037	686618	636216	540478	465707	415986	2062	1588	7233961
5	2004-2005	166413	800716	751434	785150	764763	792586	694487	655098	568778	510212	446753	1955	1789	7031076
6	2005-2006	266742	829756	713498	719382	735409	744653	715001	658193	575223	530391	485109	2280	1906	6940134
7	2006-2007	388582	849300	757800	704538	696975	728176	696002	680069	586543	540322	505868	2176	1960	6977543
8	2007-2008	379410	818265	738301	722816	674580	686358	681077	659197	607036	549637	514076	1840	1850	7138311
9	2008-2009	391603	800133	719973	713222	695039	671519	652318	641706	593081	573018	527806	2490	2368	7034443
10	2009-2010	233568	810757	717867	708852	694964	694154	639176	624574	579230	562721	549153	4874	4245	6984276

CLASS WISE ENROLMENT FROM 2000-2001 TO 2001-2002-GIRLS

SL.NO	YEAR	CLASS WISE GIRLS ENROLMENT													
		PP	I	II	III	IV	V	VI	VII	VIII	IX	X	XI	XII	TOTAL
1	2000-2001	141175	1127603	921107	848083	760879	695234	492284	434568	324921	287301	246708	1314	1283	6282460
2	2001-2002	242730	965480	954121	832434	768636	723532	567161	471636	367361	311787	278766	1243	1153	6486040
3	2002-2003	246530	957880	870153	867114	770186	744591	616664	535623	405630	347669	298550	1231	1173	6662994
4	2003-2004	209991	816523	820805	787904	779104	727175	615180	564116	459861	383363	331805	1419	1164	6498410
5	2004-2005	133889	769705	740494	773946	748460	765157	637173	589426	498068	440739	370623	1709	1545	6470934
6	2005-2006	211270	801798	698889	704405	718745	725387	664615	605496	512490	469193	418756	1755	1581	6534380
7	2006-2007	320651	813747	746531	683850	674235	708085	655686	634465	535900	486364	450292	1713	1400	6712919
8	2007-2008	307631	782132	722128	710312	652985	665660	647420	625188	566284	508532	465896	1671	1459	6657298
9	2008-2009	317214	769369	703515	698803	683673	653127	622364	618656	566234	544991	491050	2914	2974	6674884
10	2009-2010	184546	769013	694935	688675	678461	679613	614081	600175	561527	541037	518489	6225	5444	6542221

CLASS- WISE ENROLMENT FROM 2000-2001 TO 2009-2010 - TOTAL

SNO	YEAR	CLASS WISE ENROLMENT													
		PP	I	II	III	IV	V	VI	VII	VIII	IX	X	XI	XII	TOTAL
1	2000-2001	324418	2289220	1860561	1733326	1567239	1455607	1092855	978606	751891	669156	583540	3022	3088	13312529
2	2001-2002	515790	1953581	1919690	1685989	1571567	1495414	1220297	1040598	829056	712799	642607	2844	2771	13593003
3	2002-2003	526100	1935871	1746207	1752489	1569562	1529502	1305725	1153899	904489	784698	682809	2923	2681	13896955
4	2003-2004	448264	1664932	1649476	1589359	1582680	1489212	1301798	1200332	1000339	849070	747791	3481	2752	13529486
5	2004-2005	300302	1570421	1491928	1559096	1513223	1557743	1331660	1244524	1066846	950951	817376	3664	3334	13411068
6	2005-2006	478012	1631554	1412387	1423787	1454154	1470040	1379616	1263689	1087713	999584	903865	4035	3487	13511923
7	2006-2007	709233	1663047	1504331	1388388	1371210	1436261	1351688	1314534	1122443	1026686	956160	3889	3360	13851230
8	2007-2008	687041	1600397	1460429	1433128	1327565	1352018	1328497	1284385	1173320	1058169	979972	3511	3309	13691741
9	2008-2009	708817	1569502	1423488	1412025	1378712	1324646	1274682	1260362	1159315	1118009	1018856	5404	5342	13709327
10	2009-2010	418114	1579770	1412802	1397527	1373425	1373767	1253257	1224749	1140757	1103758	1067642	11099	9689	13366356

STAGE WISE ENRONMENT FROM 2000-2001 TO 2009-2010-ALL

SL.NO	YEAR	STAGE WISE ENROLMENT-ALL																	
		PP			PRIMARY (I-V CLASSES)			UPPER PRIMARY (VI-VII CLASSES)			SECONDARY (VIII-X CLASSES)			Hr.SECONDARY (XI-XII CLASSES)			TOTAL (PP-XII CLASSES)		
		BOYS	GIRLS	TOTAL	BOYS	GIRLS	TOTAL	BOYS	GIRLS	TOTAL	BOYS	GIRLS	TOTAL	BOYS	GIRLS	TOTAL	BOYS	GIRLS	TOTAL
1	2000-2001	183243	141175	324418	4553047	4352906	8905953	1144609	926852	2071461	1145657	858930	2004587	3513	2597	6110	7030069	6282460	13312529
2	2001-2002	273060	242730	515790	4382038	4244203	8626241	1222098	1038797	2260895	1226548	957914	2184462	3219	2396	5615	7106963	6486040	13593003
3	2002-2003	279570	246530	526100	4323707	4209924	8533631	1307337	1152287	2459624	1320147	1051849	2371996	3200	2404	5604	7233961	6662994	13896955
4	2003-2004	238273	209991	448264	4044148	3931511	7975659	1322834	1179296	2502130	1422171	1175029	2597200	3650	2583	6233	7031076	6498410	13529486
5	2004-2005	166413	133889	300302	3894649	3797762	7692411	1349585	1226599	2576184	1525743	1309430	2835173	3744	3254	6998	6940134	6470934	13411068
6	2005-2006	266742	211270	478012	3742698	3649224	7391922	1373194	1270111	2643305	1590723	1400439	2991162	4186	3336	7522	6977543	6534380	13511923
7	2006-2007	388582	320651	709233	3736789	3626448	7363237	1376071	1290151	2666222	1632733	1472556	3105289	4136	3113	7249	7138311	6712919	13851230
8	2007-2008	379410	307631	687041	3640320	3533217	7173537	1340274	1272608	2612882	1670749	1540712	3211461	3690	3130	6820	7034443	6657298	13691741
9	2008-2009	391603	317214	708817	3599886	3508487	7108373	1294024	1241020	2535044	1693905	1602275	3296180	4858	5888	10746	6984276	6674884	13659160
10	2009-2010	233568	184546	418114	3626594	3510697	7137291	1263750	1214256	2478006	1691104	1621053	3312157	9119	11669	20788	6824135	6542221	13366356

TYPE WISE TEACHERS FROM 2000-2001 TO 2009-2010-ALL

SI. NO	YEAR	TYPE WISE TEACHERS-ALL																	
		PRE_PRIMARY			PRIMARY SCHOOLS			UPPER PRIMARY SCHOOLS			HIGH SCHOOLS			HIGHER SECONDARY SCHOOLS			TOTAL		
		MEN	WOMEN	TOTAL	MEN	WOMEN	TOTAL	MEN	WOMEN	TOTAL	MEN	WOMEN	TOTAL	MEN	WOMEN	TOTAL	MEN	WOMEN	TOTAL
1	2000-2001	5	25	30	86391	47155	133546	39256	30009	69265	74841	56483	131324	1551	2467	4018	202044	136139	338183
2	2001-2002	8	20	28	79886	47427	127313	49892	35371	85263	81241	64005	145246	1378	2120	3498	212405	148943	361348
3	2002-2003			0	98240	75491	173731	59629	42523	102152	81946	58073	140019	1402	2226	3628	241217	178313	419530
4	2003-2004			0	96649	75952	172601	58075	42290	100365	82805	58021	140826	1298	2007	3305	238827	178270	417097
5	2004-2005			0	91782	75153	166935	60900	43085	103985	84102	56297	140399	1414	2061	3475	238198	176596	414794
6	2005-2006				91079	75711	166790	62034	44181	106215	85108	57436	142544	1629	2329	3958	239850	179657	419507
7	2006-2007				89116	78607	167723	64144	48244	112388	92008	61980	153988	1621	2435	4056	246889	191266	438155
8	2007-2008				87704	79355	167059	62735	48214	110949	93500	63387	156887	1696	2545	4241	245635	193501	439136
9	2008-2009				95486	87711	183197	53351	41311	94662	99013	68146	167159	1572	2555	4127	249422	199723	449145
10	2009-2010				86114	83045	169159	49570	40507	90077	112001	75708	187709	1542	2605	4147	249227	201865	451092

GROSS ENROLMENT RATIO FROM 2000-2001 TO 2009-2010 - ALL

SL.NO	YEAR	CLASSES (I-V) (6-10)			CLASSES (VI-VII) (11-12)		
		BOYS	GIRLS	TOTAL	BOYS	GIRLS	TOTAL
1	2000-2001	111.59	109.09	110.35	58.71	48.62	53.72
2	2001-2002	114.24	112.65	113.48	63.02	55.13	59.12
3	2002-2003	118.07	117.41	117.74	69.22	62.50	65.90
4	2003-2004	108.5	108.83	108.66	76.34	69.43	72.92
5	2004-2005	109.26	110.52	109.88	82.27	76.07	79.2
6	2005-2006	109.8	111.65	110.7	88.42	82.97	85.71
7	2006-2007	97.21	97.54	97.37	82.24	80.16	81.22
8	2007-2008	96.19	96.62	96.40	82.23	80.97	81.61
9	2008-2009	96.61	97.54	97.07	81.51	80.86	81.19
10	2009-2010	98.85	99.23	99.04	81.72	81.02	81.38

DROP-OUT RATES FROM 2000-2001 TO 2009-2010- ALL

SL.NO	YEAR	CLASSES (I-V)			CLASSES (I-VII)			CLASSES (1-X)		
		BOYS	GIRLS	TOTAL	BOYS	GIRLS	TOTAL	BOYS	GIRLS	TOTAL
1	2000-2001	37.15	37.12	37.14	54.34	58.79	56.43	73.82	75.13	74.39
2	2001-2002	35.36	33.64	34.54	51.98	55.77	53.78	71.62	73.28	72.37
3	2002-2003	33.74	30.91	32.39	49.93	53.22	51.52	67.46	71.02	69.12
4	2003-2004	42.42	42.8	42.61	52.71	55.92	54.27	65.08	68.53	66.7
5	2004-2005	31.77	32.14	31.95	51.96	54.46	53.17	62.30	65.24	63.69
6	2005-2006	24.61	24.85	24.73	50.26	52.37	51.30	62.24	65.2	63.67
7	2006-2007	26.76	27.32	27.04	42.14	44.32	43.22	62.99	65.33	64.13
8	2007-2008	19.10	18.48	18.79	33.26	35.23	34.24	62.30	64.00	63.13
9	2008-2009	16.14	15.15	15.65	34.39	35.41	34.89	60.12	61.38	60.73
10	2009-2010	16.34	15.24	15.80	26.38	26.50	26.44	52.73	54.02	53.36

SSC EXAMINATION RESULTS(REGULAR) FROM MARCH-2000 TO MARCH 2010

SL.NO	YEAR	NO.APPEARED			NO.PASSED			PASS PERCENTAGE		
		BOYS	GIRLS	TOTAL	BOYS	GIRLS	TOTAL	BOYS	GIRLS	TOTAL
1	MARCH-2000	299754	214895	514649	164421	119217	283638	54.85	55.48	55.11
2	MARCH-2001	331673	242882	574555	214761	159358	374119	64.75	65.61	65.11
3	MARCH-2002	351007	266374	617381	239777	180714	420491	68.31	67.84	68.11
4	MARCH-2003	373703	291252	664955	280435	218257	498692	75.04	74.94	75.00
5	MARCH-2004	409084	326584	735668	330324	262282	592606	80.75	80.31	80.55
6	MARCH-2005	443230	365697	808927	319521	266260	585781	72.09	72.87	72.41
7	MARCH-2006	473299	406953	880252	346599	297375	643974	73.23	73.07	73.16
8	MARCH-2007	490845	435977	926822	351079	313028	664107	71.53	71.8	71.65
9	MARCH-2008	503253	453624	956877	378120	344008	722128	75.14	75.84	75.47
10	MARCH-2009	521117	480412	1001529	409481	379987	789468	78.58	79.10	78.83
11	MARCH-2010	548335	514477	1062812	445659	421935	867594	81.27	82.01	81.63

Formulae:

1. Gross Enrolment Ratio(GER):

It is defined as the percentage of enrolment in Classes I-V, VII-VIII and VIII-X to the estimated children in the age-group of 6-10, 11-12 and 13-15 years respectively. The Gross Enrolment Ratio may cross 100% because on inclusion of over-age and under-age children. The Gross Enrolment is calculated as follows:

$$\text{Gross Enrolment Ratio} = \frac{\text{Enrolment in Classes I-V(Primary Stage) / VI-VII(Upper Primary Stage/ VIII-X(Secondary Stage)}}{\text{No.of Children in the age group of 6-10 / 11-12 / 13-15}}$$

Drop Out Rate:

It is defined as percentage of the number of children to total enrolment dropping out of the educational system in a particular year. Drop Out Rate is calculated as follows:

$$\text{Drop Out Rate (I-V): (for the year 2007-08)} = \frac{(\text{Class-I in 2003-04} - \text{Class-V in 2007-08})}{\text{Class-I in 2003-04}} \times 100$$

$$\text{Drop Out Rate (I-VII): (for the year 2007-08)} = \frac{(\text{Class-I in 2001-02} - \text{Class-VII in 2007-08})}{\text{Class-I in 2001-02}} \times 100$$

$$\text{Drop Out Rate (I- X): (for the year 2007-08)} = \frac{(\text{Class-I in 1998-99} - \text{Class-X in 2007-08})}{\text{Class-I in 1998-99}} \times 100$$

2. Teacher Pupil Ratio(TP Ratio):

The Teacher Pupil Ratio is the division of Enrolment by Teachers. It is calculated as follows:

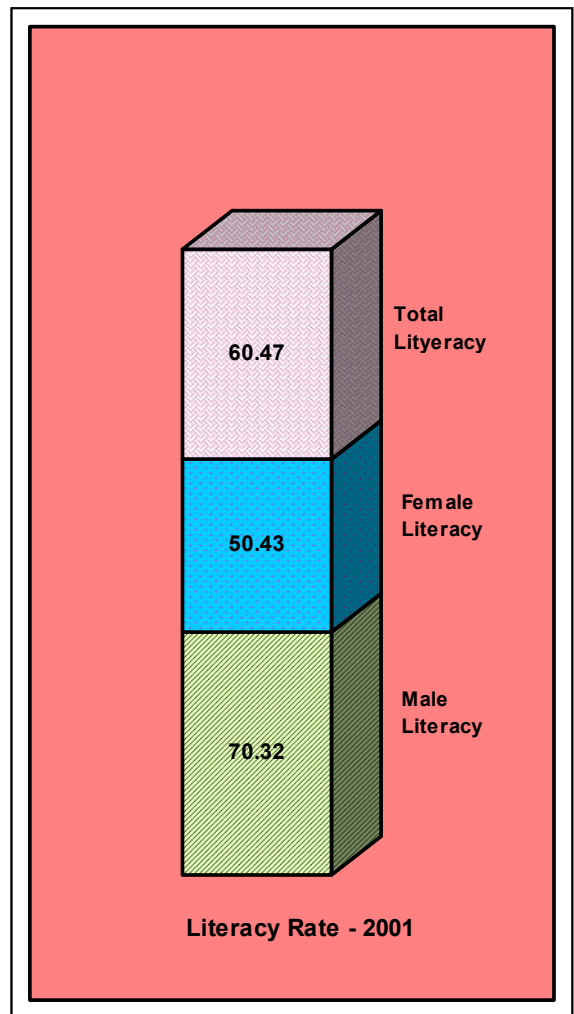
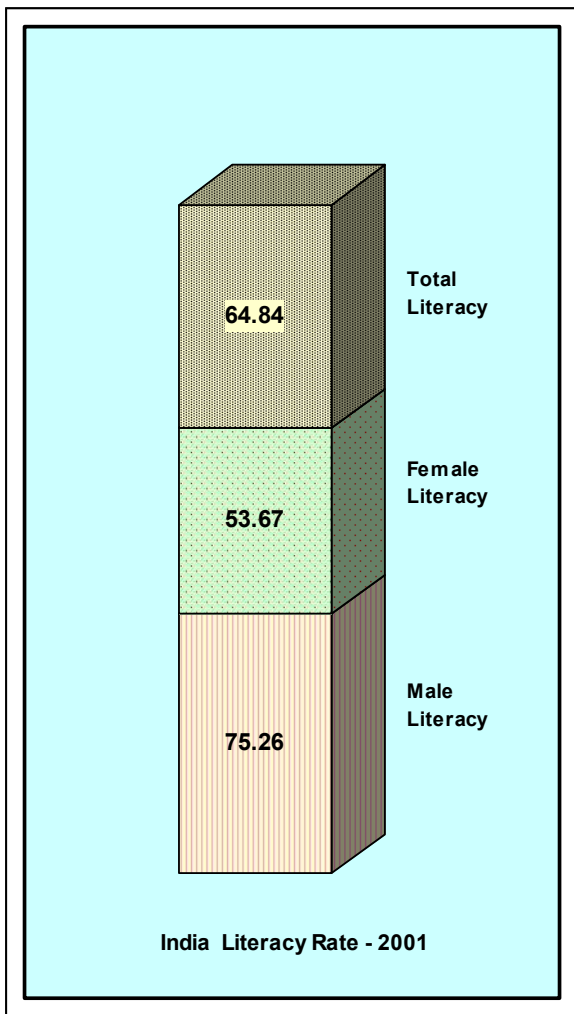
$$\text{TP Ratio(Primary)} = \frac{\text{Total Enrolment in Primary Schools}}{\text{Total Teacher in Primary Schools}}$$

$$\text{TP Ratio(UP)} = \frac{\text{Total Enrolment in Upper Primary Schools}}{\text{Total Teacher in Upper Primary Schools}}$$

$$\text{TP Ratio(High Schools)} = \frac{\text{Total Enrolment in High Schools}}{\text{Total Teacher in High Schools}}$$

ABREVIATIONS

1	CG	--	Central Government
2	SG	--	State Government
3	MP	--	Mandal Parishad
4	ZP	--	Zilla Parishad
5	MPL	--	Municipal
6	PA	--	Private Aided
7	PUA	--	Private Un-aided
8	VV	--	Vidya Volunteers
9	Tel	--	Telugu
10	Eng	--	English
11	Urd	--	Urdu
12	Ori	--	Oriya
13	Tam	--	Tamil
14	Kan	--	Kannada
15	Hin	--	Hindi
16	Mar	--	March
17	Guj	--	Gujarathi
18	Ben	--	Bengali



The Right Place Of
Every Child Is School



“That service is the noblest
which is rendered for its own
sake”

“Action expresses priorities”

“An ounce of practice is worth
more than tons of preaching”

- **Mahatma Gandhi**

iteacherz.blogspot.com