



USER GUIDE TO FILL IN THE Ed.CET– 2013 ONLINE APPLICATION FORM

USER GUIDE TO FILL IN THE ONLINE APPLICATION FORM FOR Ed.CET 2013

Before filling the Online Application Form, keep the **following mandatory details** ready to fill in the appropriate fields:

The Mandatory details are as follows:

S.NO.	DETAILS REQUIRED	DOCUMENT TO BE REFERRED
1.	AP Online / e-Seva / Mee-Seva Center Transaction Id. (if payment is being made through AP Online / e-Seva / Mee-Seva Center) Credit or Debit card details (If payment is being made through Credit/Debit card)	Receipt form from AP Online / e-Seva / Citizen Services Center Credit Card / Debit Card
2.	❖ Qualifying Examination appeared or passed ❖ Hall ticket Number of the Qualifying Examination	Marks Memo / Hall Ticket Number of Degree or equivalent
3.	Date of Birth	Birth Certificate / SSC or Equivalent Certificate
4.	Hall Ticket Number of SSC or Equivalent examination Certificate	SSC or Equivalent Certificate
5.	Local Status (OU/AU/SVU/ Non-local)	The local candidate certificate issued by MRO or Competent Authority
6.	Income of Parents (Income less than Rs. 2.0 lakhs or more than Rs. 2.0 lakhs)	The Income certificate issued by MRO / Competent Authority
7.	Category (SC, ST, BC etc.)	The Caste Certificate issued by the MRO / Competent Authority
8.	Special Category (NCC, PH, Sports, CAP, etc.)	The Certificate issued by Competent Authority

1. On your Internet Browser (preferably Internet Explorer version 6.0 and above) type the website address www.apedcet.org, press **ENTER** button and you will see the following screen displayed on the computer screen.



Ed.CET 2013

EDUCATION COMMON ENTRANCE TEST
Conducted by Andhra University, Visakhapatnam on behalf of APSCHE.



[HOME](#) | [ABOUT US](#) | [COURSES](#) | [ELIGIBILITY](#) | [USER GUIDE](#) | [APPLY ONLINE](#) | [CET COMMITTEE](#) | [CONTACT US](#)

A Common Entrance Test, designated as Education Common Entrance Test-2013 (Ed.CET-2013) will be conducted by the CONVENER, Ed.CET-2013, Department of Education, Andhra University, Visakhapatnam on behalf of the Andhra Pradesh State Council of Higher Education for admission into B.Ed. Regular Course in the Colleges of Education in Andhra Pradesh for the academic year 2013-2014. [more...](#)

Prof. N. Venkat Rao
Department of Education
Andhra University
Visakhapatnam

Information

- ▶ Notification
- ▶ Important Dates
- ▶ Important Instructions
- ▶ Instruction Booklet
- ▶ Frequently Asked Questions
- ▶ Syllabus & Scheme

Application

- ▶ User Guide
- ▶ Model Online Application Form
- ▶ Click here to Apply Online
- ▶ View / Print Submitted Application Form

Help desk

- ▶ [Contact us](#)
- ▶  [Payment Centers](#)
- ▶  [Payment Centers](#)

Date of Examination :
03-06-2013 (Monday)
11:00 AM to 1:00 PM

Last date for Online submission without Late fee : 22-04-2013

Fee : Rs.150/-

Last date for Online submission with Late fee of Rs.500/- : 30-04-2013

Ed.CET-2013

NEWS

Ed.CET Exam Date 03rd May 2013
Submission & Registration of Online Applications Start From 08-03-2013.
Application Forms will be accepted through Online only.
Payment can be made through AP Online & e-Seva, Mee-Seva.

© Copyright Ed.CET-2013. All Rights Reserved. [Refund & Cancellation Policy](#) | [Disclaimer](#) | [Terms & Conditions](#) | [Privacy Policy](#)

2. (a) Click on the **"APPLY ONLINE"** field as shown encircled below.



3. The following **"Registration Fee Payment Procedure"** Web Page will appear on the screen:



Ed.CET 2013

EDUCATION COMMON ENTRANCE TEST
Conducted by Andhra University, Visakhapatnam on behalf of APSCHE.



[HOME](#) | [ABOUT US](#) | [COURSES](#) | [ELIGIBILITY](#) | [USER GUIDE](#) | [APPLY ONLINE](#) | [CET COMMITTEE](#) | [CONTACT US](#)

Registration FeePayment Procedure

AP Online / mee Seva (e-Seva)

1. Visit any of the AP Online / mee Seva (e-Seva) centers with the following mandatory details:
 - ▶ Hall Ticket number of the Qualifying Examination
 - ▶ Name of the Candidate
 - ▶ Candidate's Father Name
 - ▶ Date of Birth of the Candidate
 - ▶ Hall Ticket number of S.S.C(10th Class)
 - ▶ Mobile number
2. Pay the requisite fee and Obtain a receipt for Registration fee paid and ensure that it contains a Transaction Id.
3. Logon to www.apedcet.org using the "Transaction Id" given above.

Click here if paid through
AP Online / mee Sava (e-Seva)

OR


Debit / Credit card

1. If you choose to make payment using Debit / Credit card mode, go through the Instruction booklet / User Guide carefully and be ready with ALL the required mandatory details given below .
2. After entering the details above, Click on the " Make Payment " Button and proceed to fill the online application form.
3. During the payment process don't click the Back/Refresh buttons or don't close the browser page abruptly.
4. After successful payment through Debit/Credit Card, a "Transaction Id" is generated and displayed on the screen. Then proceed to fill the online application by clicking the button "Proceed to fill Online Application Form".

Click here to pay online using your
Debit / Credit card


© Copyright Ed.CET-2013. All Rights Reserved. [Refund & Cancellation Policy](#) | [Disclaimer](#) | [Terms & Conditions](#) | [Privacy Policy](#)

4. In the above page, select the appropriate Registration Fee payment mode ([AP Online / e-Seva](#) / [Mee Seva](#) or [Debit / Credit card](#))
 - (a) If the selected payment mode selected is [AP Online / e-Seva / Mee Seva](#) follow the instructions given in the screenshot above of the **“Registration Fee Payment Procedure”** web page.
 - (b) Keep all the mandatory details ready required for filling in the Online Application form along with the Transaction Id. and click on the encircled **“Click here if paid through AP Online / e-Seva/Mee Seva”** button below.



Ed.CET 2013

EDUCATION COMMON ENTRANCE TEST
Conducted by Andhra University, Visakhapatnam on behalf of APSCHE.



[HOME](#) | [ABOUT US](#) | [COURSES](#) | [ELIGIBILITY](#) | [USER GUIDE](#) | [APPLY ONLINE](#) | [CET COMMITTEE](#) | [CONTACT US](#)

[Registration FeePayment Procedure](#)

AP Online / mee Seva (e-Seva)

- Visit any of the AP Online / mee Seva (e-Seva) centers with the following mandatory details:
 - Hall Ticket number of the Qualifying Examination
 - Name of the Candidate
 - Candidate's Father Name
 - Date of Birth of the Candidate
 - Hall Ticket number of S.S.C(10th Class)
 - Mobile number
- Pay the requisite fee and Obtain a receipt for Registration fee paid and ensure that it contains a Transaction Id.
- Logon to www.apedcet.org using the "Transaction Id" given above.

Debit / Credit card

- If you choose to make payment using Debit / Credit card mode, go through the Instruction booklet / User Guide carefully and be ready with ALL the required mandatory details given below.
- After entering the details above, Click on the " Make Payment " Button and proceed to fill the online application form.
- During the payment process don't click the Back/Refresh buttons or don't close the browser page abruptly.
- After successful payment through Debit/Credit Card, a "Transaction Id" is generated and displayed on the screen. Then proceed to fill the online application by clicking the button "Proceed to fill Online Application Form".

Click here if paid through
AP Online / mee Sava (e-Seva)

Click here to pay online using your
Debit / Credit card

© Copyright Ed.CET-2013. All Rights Reserved. [Refund & Cancellation Policy](#) | [Disclaimer](#) | [Terms & Conditions](#) | [Privacy Policy](#)

5. After clicking the above button, the following **"Payment Verification"** web page will appear.

Fill in all the details in the respective fields and Click on the encircled button **"Proceed to Online Application form filling"**.



Ed.CET 2013

EDUCATION COMMON ENTRANCE TEST
Conducted by Andhra University, Visakhapatnam on behalf of APSCHE.



[HOME](#) | [ABOUT US](#) | [COURSES](#) | [ELIGIBILITY](#) | [USER GUIDE](#) | [APPLY ONLINE](#) | [CET COMMITTEE](#) | [CONTACT US](#)

Payment Verification

If you have paid the Registration fee through AP online/ e-Seva / Mee-Seva. Enter the following information submitted at the AP Online / e-Seva / Mee-Seva .

Payment Through :

☒ AP Online ☐ e-Seva / Mee-Seva

AP-Online/ e-Seva / Mee-Seva Transaction Id. :

Candidate's Name :

Mobile Number :

Date of Birth : Day : Month : Year :

[Proceed to Online Application Form Filling](#)

© Copyright Ed.CET-2013. All Rights Reserved. [Refund & Cancellation Policy](#) | [Disclaimer](#) | [Terms & Conditions](#) | [Privacy Policy](#)

For example, refer the **"Payment Verification"** page with the details entered:



Ed.CET 2013

EDUCATION COMMON ENTRANCE TEST
Conducted by Andhra University, Visakhapatnam on behalf of APSCHE.



[HOME](#) | [ABOUT US](#) | [COURSES](#) | [ELIGIBILITY](#) | [USER GUIDE](#) | [APPLY ONLINE](#) | [CET COMMITTEE](#) | [CONTACT US](#)

Payment Verification

If you have paid the **Registration fee** through AP online/ e-Seva / Mee-Seva. Enter the following Information submitted at the AP Online / e-Seva / Mee-Seva .

Payment Verification

Payment Through : ☒ AP Online ☐ e-Seva / Mee-Seva

AP-Online/ e-Seva / Mee-Seva Transaction Id. :

Candidate's Name :

Mobile Number :

Date of Birth : Day : Month : Year :

Proceed to Online Application Form Filling

© Copyright Ed.CET-2013. All Rights Reserved.

[Refund & Cancellation Policy](#) |
 [Disclaimer](#) |
 [Terms & Conditions](#) |
 [Privacy Policy](#)

After clicking the above button is clicked, it will proceed to the Step 7 where the Online Application Form will be displayed on the screen. Ignore Step 6 as it belongs to Debit card / Credit card payment mode.

6. If the payment selected mode is Debit card / Credit card, follow the instructions given in the above screenshot of the **Registration Fee Payment Procedure** web page and Click on the encircled box below:



Ed.CET 2013

EDUCATION COMMON ENTRANCE TEST
Conducted by Andhra University, Visakhapatnam on behalf of APSCHE.



[HOME](#) | [ABOUT US](#) | [COURSES](#) | [ELIGIBILITY](#) | [USER GUIDE](#) | [APPLY ONLINE](#) | [CET COMMITTEE](#) | [CONTACT US](#)

Registration FeePayment Procedure

AP Online / mee Seva (e-Seva)

1. Visit any of the AP Online / mee Seva (e-Seva) centers with the following mandatory details:
 - ▶ Hall Ticket number of the Qualifying Examination
 - ▶ Name of the Candidate
 - ▶ Candidate's Father Name
 - ▶ Date of Birth of the Candidate
 - ▶ Hall Ticket number of S.S.C(10th Class)
 - ▶ Mobile number
2. Pay the requisite fee and Obtain a receipt for Registration fee paid and ensure that it contains a Transaction Id.
3. Logon to www.apedcet.org using the "Transaction Id" given above.

Click here if paid through
AP Online / mee Sava (e-Seva)

OR

Debit / Credit card

1. If you choose to make payment using Debit / Credit card mode, go through the Instruction booklet / User Guide carefully and be ready with ALL the required mandatory details given below .
2. After entering the details above, Click on the " Make Payment " Button and proceed to fill the online application form.
3. During the payment process don't click the Back/Refresh buttons or don't close the browser page abruptly.
4. After successful payment through Debit/Credit Card, a "Transaction Id" is generated and displayed on the screen. Then proceed to fill the online application by clicking the button "Proceed to fill Online Application Form".

Click here to pay online using your
Debit / Credit card

© Copyright Ed.CET-2013. All Rights Reserved.

[Refund & Cancellation Policy](#) |
 [Disclaimer](#) |
 [Terms & Conditions](#) |
 [Privacy Policy](#)

If the selected payment mode is through the **DEBIT / CREDIT CARD (PAYMENT GATEWAY)** the control will be navigated to the PAYMENT GATEWAY, for payment purpose. Once the payment is completed, the candidate will be automatically redirected to the www.apedcet.org page to complete the Online Application Form with the required details.

(NOTE: During the Payment process, DO NOT click on Back / Refresh buttons or DO NOT close the Browser page abruptly.)

The following pages will be displayed during the Registration Fee Payment through Debit / Credit card and proceed to the **ONLINE APPLICATION FORM**.

Ed.CET 2013
EDUCATION COMMON ENTRANCE TEST
Conducted by Andhra University, Visakhapatnam on behalf of APSCHE.

HOME ABOUT US COURSES ELIGIBILITY USER GUIDE APPLY ONLINE CET COMMITTEE CONTACT US

Payment Gateway

Proceed To Pay the Fee Through Payment Gateway Using Credit Card / Debit Card

Note down the "Payment reference number" generated in the next screen before proceeding for payment and also note down the "Transaction Id" generated after successful payment. These two Ids are necessary for future correspondence.

Proceed To Verify and Fill Application Form if already paid through Credit Card / Debit Card

Note:- Click on above button if you are unable to fill application form after obtaining Transaction ID from Bank and unable to fill and submit application form successfully.

Ed.CET-2013

NEWS

Ed.CET Exam Date 03rd May 2013
Submission & Registration of Online Applications Start From 08-03-2013.
Application Forms will be accepted through Online only.
Payment can be made through AP Online & e-Seva, Mee-Seva.
Payment can be made through Credit Card, Debit Card.

© Copyright Ed.CET-2013. All Rights Reserved. Refund & Cancellation Policy | Disclaimer | Terms & Conditions | Privacy Policy

Select Proceed to Pay the Fee Through Payment Gateway Using Credit Card/Debit

Card. If already fee paid using Credit Card / Debit Card then select

Proceed to Verify and fill Application form if already paid through Credit Card / Debit

Card.

Payment Through Credit Card / Debit Card page:

After entering the correct and mandatory details in the given below in the page of **Payment Through Credit card / Debit card** page given below, select the card type (VISA or MasterCard or Maestro) mentioned on the card and click the encircled button **Make Payment**. Be ready with the **Card related details (Card number, Expiry date / From date, Security Code / CVV number etc).**

The screenshot shows the 'Payment Through Credit Card/ Debit Card' page for Ed.CET 2013. The page header includes the Andhra Pradesh State Council of Higher Education logo and the text 'Ed.CET 2013 EDUCATION COMMON ENTRANCE TEST Conducted by Andhra University, Visakhapatnam on behalf of APSCHE.' The navigation bar contains links: HOME, ABOUT US, COURSES, ELIGIBILITY, USER GUIDE, APPLY ONLINE, CET COMMITTEE, and CONTACT US. The main heading is 'Payment Through Credit Card/ Debit Card'. Below it, a note states: 'If you have all required details of Credit Card / Debit Card and all details to fill application form enter the following details and click on Make Payment'. The 'Payment Gateway using Credit Card/ Debit Card' section contains a form with the following fields: 'Payment Reference No:6677421950000 (Please note this reference number before payment)', 'Qualifying Examination Hall Ticket No.: 200681681', 'Candidate's Name: M.SIVA KUMAR', 'Mobile Number: 9999999999', 'Date of Birth: 14 / 03 / 1984', and 'Fee Amount: Rs. 150'. Under 'Card Type', there are three radio buttons with logos for VISA, MasterCard, and Maestro. The 'Make Payment' button is highlighted with a red circle. The footer contains copyright information and links to Refund & Cancellation Policy, Disclaimer, Terms & Conditions, and Privacy Policy.

Ed.CET 2013
EDUCATION COMMON ENTRANCE TEST
Conducted by Andhra University, Visakhapatnam on behalf of APSCHE.

HOME ABOUT US COURSES ELIGIBILITY USER GUIDE APPLY ONLINE CET COMMITTEE CONTACT US

Payment Through Credit Card/ Debit Card

If you have all required details of Credit Card / Debit Card and all details to fill application form enter the following details and click on Make Payment

Payment Gateway using Credit Card/ Debit Card

Payment Reference No:6677421950000 (Please note this reference number before payment)

Qualifying Examination Hall Ticket No. : 200681681

Candidate's Name : M.SIVA KUMAR

Mobile Number : 9999999999

Date of Birth : 14 / 03 / 1984

Fee Amount : Rs. 150

Card Type : ☐ VISA ☐ MasterCard ☐ Maestro

Make Payment

© Copyright Ed.CET-2013. All Rights Reserved. Refund & Cancellation Policy | Disclaimer | Terms & Conditions | Privacy Policy

The control will take you to the **BANK page** (eg: AXIS BANK). Select the relevant card logo, it will proceed to the next page.

Merchant name:

AP STATE COUNCIL OF HIGHER EDUCATION

Select your preferred payment method

Pay securely using SSL+ by clicking on the card logo below



Copyright ©2007 TNS Payment Technologies Pty Ltd. All Rights Reserved.

SECURE PAYMENTS AUTHORIZED BY INDIA

Enter the relevant details like Card Number, Expiry Date & Security Code and click the encircled button **PAY NOW**.

Merchant name:

AP STATE COUNCIL OF HIGHER EDUCATION

Enter your card details


MasterCard:

 You have chosen **MasterCard** as your method of payment. Please enter your card details into the form below and click "pay" to complete your purchase.

Card Number : 5123456789012346

Expiry Date : 05 / 13 month/year

Security Code : 210 The 3 digits after the card number on the signature panel of your card.



Purchase Amount : INR 150.00

PAY NOW
MasterCard.
SecureCode.

I hereby authorise the debit to my MasterCard Account in favour of AP STATE COUNCIL OF HIGHER EDUCATION

Copyright ©2007 TNS Payment Technologies Pty Ltd. All Rights Reserved.

(NOTE: During the Payment process, DO NOT click on Back / Refresh buttons or DO NOT

close the Browser page abruptly, instead maintain patience as prompted on the screen)

 **AXIS BANK**

TEST MODE

Merchant name: AP STATE COUNCIL OF HIGHER EDUCATION

 **Please wait while your payment is processed**

Please wait...

The server is processing your payment using MasterCard for the value of INR **150.00**

Copyright ©2007 TNS Payment Technologies Pty Ltd. All Rights Reserved.

SECURE PAYMENTS  POWERED BY DIALECT

 **AXIS BANK**

TEST MODE

Merchant name: AP STATE COUNCIL OF HIGHER EDUCATION

Transaction Results

Result of your transaction:

Your payment has been **approved**.
Please wait while you are redirected back to the merchant...

Copyright ©2007 TNS Payment Technologies Pty Ltd. All Rights Reserved.

SECURE PAYMENTS  POWERED BY DIALECT

The confirmation of successful payment of Registration Fee is shown with the “**Transaction is successful**” item in the below page “**Payment Status**”. Click on the encircled button “**Proceed to Online Application Form Filling**” and you will be taken to the next page in **Step 7**.

Payment Status

Payment Status

Transaction is Successful

Your Payment Reference ID

Your Payment Transaction ID.

Please note your Payment Reference Id, Transaction ID for all your future Reference

100126

2000000081


[Proceed to Online Application Form Filling](#)

7. Please note that in the Online Application form: (A Model of the Online Application Form is available for your reference on the Ed.CET 2013 website)



Ed.CET 2013

EDUCATION COMMON ENTRANCE TEST
Conducted by Andhra University, Visakhapatnam on behalf of APSCHE.



[Apply Online](#)
(Read the User guide thoroughly before filling the application)

* Indicates Mandatory Field

1. Candidate Details (As Per SSC or Equivalent Examination)

Candidate's Name:
(as per 10th Class Records)

Mother's Name:

Father's Name:
(as per 10th Class Records)

Date of Birth: Day: Month: Year:
(as per 10th Class Records)

Gender: ☒ Male ☐ Female

2. Methodology

☐ Mathematics

☐ Physical Sciences

☐ Biological Sciences

☒ Social Studies

☐ English

Eligibility : All candidates with B.A./B.Com./B.B.M. or B.C.A. candidates with Social Sciences at intermediate level as group subject.

3. Photo & Signature



For Upload Photo



For Upload Signature

5. Qualifying Examination (Click the appropriate Circle)

☒ B.A.

☐ B.Sc.

☐ B.Sc.Home Science

☐ B.Com.

☐ BBM

☐ BCA

☐ P.G.in relevant subject

☐ Other Degree

☐ Appearing

☒ Passed

Year of Passing:

Hall Ticket No. of Qualifying Exam:

% of Marks Secured:

Qua.Exam. Place of Study: ☐ Municipality / Corporation ☒ Rural

4. Test Medium

☒ English

☐ Telugu

☐ Urdu

..

8. Local Area Status

☐ AU

☒ OU

☐ SVU

☐ Non-Local

6. City Center for appearing the test

9. Minority

☐ Non-Minority

☐ Minority

7. Category

10. Address for Correspondence House No. (or) C/o: 1-35 Street / Locality / Village: DNR ROAD Mandal / Town / City: BHIMAVARAM District: WEST GOADAVARI Pin Code: 534202 State: ANDHRA PRADESH Contact Telephone Number (mobile): 91253558965 Telephone Number (Landline): Email: vijaykumarg@gmail.com		<input checked="" type="radio"/> OC <input type="radio"/> BC-A <input type="radio"/> BC-B <input type="radio"/> BC-C <input type="radio"/> BC-D <input type="radio"/> BC-E <input type="radio"/> SC <input type="radio"/> ST	12. Annual Income of the Parents in (Rs) <input type="radio"/> Below one Lakh <input type="radio"/> Between one Lakh and two Lakhs <input checked="" type="radio"/> More than two Lakhs
		11. Seeking Admission under Special Category <input checked="" type="radio"/> NCC <input type="radio"/> Visual <input type="radio"/> CAP <input type="radio"/> Sports <input type="radio"/> Hearing <input type="radio"/> Ortho	
		13. SSC or Equivalent (10th Class) SSC Board: AP SSC - Regular Hall Ticket No.: 357896521 Passed Year: 04 2006 SSC Place of Study: <input checked="" type="radio"/> Municipality / Corporation <input type="radio"/> Rural	
14. Declaration I have carefully gone through the instruction booklet and I am conversant and shall abide by the eligibility conditions and other regulations to be satisfied for appearing at the entrance test and admission into any course prescribed. Further, I assure that I will not involve in any malpractice or illegal activity in the entrance test. In case, I have furnished any false information or involved in any malpractice or illegal activity, I know that, I am liable for criminal action as per the existing law..			
<input checked="" type="checkbox"/> I accept the Terms & Conditions.			
Preview			

© Copyright Ed.CET-2013. All Rights Reserved.

Item No. 1: Candidate Details

For example, **Candidate's Name** is G.VIJAY KUMAR, **Father's Name** is RAMACHARY, **Mother's Name** is PUSHPA LATHA **Date of Birth** is 06-04-1990, **Gender** is Male.

* Enter the **Candidate's Name**

* Enter the **Father's Name**

* Select the correct **Date of Birth (as per your SSC(10th Class) or equivalent records)** from drop down boxes **Date, Month and Year** respectively.

* Choose the radio button **Male or Female** for **Gender**

1. Candidate Details (As Per SSC or Equivalent Examination)	
Candidate's Name	G.VIJAY KUMAR (as per 10th Class Records)
Mother's Name	PUSHPALATHA
Father's Name	RAMACHARY (as per 10th Class Records)
Date of Birth	Day : 06 Month : 04 Year : 1990 (as per 10th Class Records)
Gender	<input checked="" type="radio"/> Male <input type="radio"/> Female

Item No. 2: Qualifying Examination

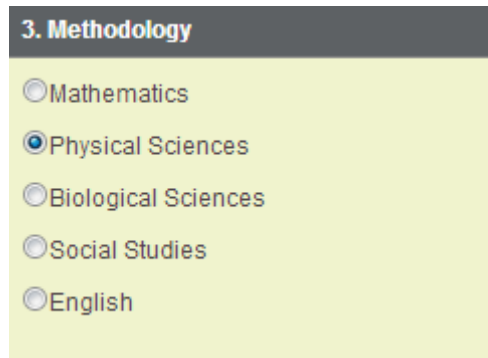
For example, **Qualifying Examination** is B.A, **Passed and Year of Passing** is 2011, **Hall Ticket No of Qualifying Exam** is H19987386 **Percentage of Marks** is 65.00%, **Place of Study of Degree is** is Rural.

2. Qualifying Examination (Click the appropriate Circle)	
<input checked="" type="radio"/> B.A.	<input type="radio"/> Appearing
<input type="radio"/> B.Sc.	<input checked="" type="radio"/> Passed
<input type="radio"/> B.Sc.Home Science	
<input type="radio"/> B.Com.	Year of Passing 2011
<input type="radio"/> BBM	Hall Ticket No. of Qualifying Exam. HT19987386
<input type="radio"/> BCA	% of Marks Secured 65.00
<input type="radio"/> P.G.in relavent subject	Qua.Exam. Place of Study <input type="radio"/> Municipality / Corporation <input checked="" type="radio"/> Rural
<input type="radio"/> Other Degree	

Item No. 3: Choice of Methodology for Entrance Test

For example, **Choice of Methodology for Entrance Test** is Physical Science then select the relevant radio button corresponding to the methodology. Select the radio button as shown in the

image below.



3. Methodology

☐ Mathematics

☒ Physical Sciences

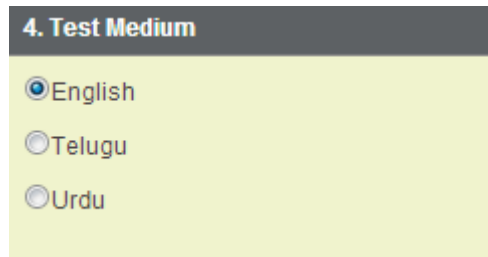
☐ Biological Sciences

☐ Social Studies

☐ English

Item No. 4: Choice of Test Medium for Entrance Test

For example, **Choice of Test Medium for Entrance Test** is English then select the relevant radio button corresponding to the Test medium. Select the radio button as shown in the image below.



4. Test Medium

☒ English

☐ Telugu

☐ Urdu

Item No. 5: Choice of Regional Center of Entrance Test

For example, **Choice of Regional Center for Entrance Test** is Hyderabad then select the Center from dropdown box.

5. Regional Center for appearing the test

Chittoor	
Tirupati	
Madanapalli	
Kadapa	<input type="radio"/> BC-B
Proddutur	<input type="radio"/> BC-E
Anantapur	
Hindupur	
Nandyal	
Kurnool	
Mahaboobnagar	under Special
Hyderabad	
Nizamabad	<input type="radio"/> CAP <input type="radio"/> Sports
Nirmal	
Karaimnagar	
Siddipet	
Warangal	
Janagaon	
Khammam	
Kothagudem	(10th Class)
Nalgonda	

Item No.6: Photo & Signature

You have to click button **“Select file”** to upload the photograph file. The photograph file should be in the .jpg file format and the **size should be less than 30 KB**.

To upload the **Signature** Press the button **“Select file”** and ensure that the Signature’s file format should be .jpg format and **the size has to be less than 15 KB**.

For example, **photo** and **signature** can be uploaded by clicking on the encircled buttons of **“Select file”** as shown below. Later, browse for the **photo** and **signature** files available on your computer system of prescribed file sizes respectively.

3. Photo & Signature



For Upload Photo

Select File

Candidate's Signature

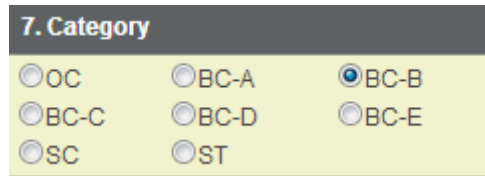
For Upload Signature

Select File

Item No. 7: Category

Select the relevant Radio button corresponding to the **Category** that the candidate belongs to as per the Caste certificate.

For example, if you belong to **BC-B Category**, select the radio button as shown in the image.



7. Category

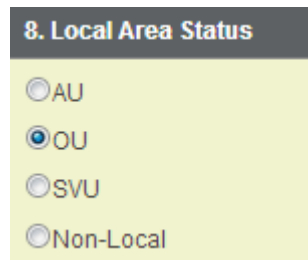
<input type="radio"/> OC	<input type="radio"/> BC-A	<input checked="" type="radio"/> BC-B
<input type="radio"/> BC-C	<input type="radio"/> BC-D	<input type="radio"/> BC-E
<input type="radio"/> SC	<input type="radio"/> ST	

Item No. 8: Local Area Status

Select the **Local Area** you belong:

- * AU : Andhra University
- * OU : Osmania University
- * SVU : Sri Venkateswara University
- * Non Local : As per the Non Local conditions mentioned in the Instruction booklet

For example, if you belong to **Osmania University (OU)**, please refer to the image shown below:



8. Local Area Status

☐ AU

☒ OU

☐ SVU

☐ Non-Local

Item No. 9: Special Category:

If you belong to the **Special Category** mentioned in the categories given, select the corresponding radio button.

- * NCC * PH - Physically Handicapped * CAP - Children of Armed Personnel *
- Sports
- * VH - Visually Handicapped
- * HI - Hearing Impaired
- * OH - Orthopaedically Handicapped

For example, if you belong to the special category, **NCC**, and you are a **Children of Armed Personal (CAP)** and a **Sports** Person.

9. Seeking Admission under Special Category			
<input checked="" type="radio"/> NCC	PH <input type="radio"/> Visual <input type="radio"/> Hearing <input type="radio"/> Ortho	<input checked="" type="radio"/> CAP	<input checked="" type="radio"/> Sports

Item No.10: Non-Minority / Minority:

Select the **Non-Minority**, if you do not belong to the Minority community. Otherwise, if you belong to a Minority community, then select the **Minority** radio button and using the drop down box, select the relevant Minority community you belong to.

For example, your option is Muslim, select **Muslim** as shown below:

10. Minority
<input type="radio"/> Non-Minority
<input checked="" type="radio"/> Minority
Muslim ▼

Item No.11: Address for Correspondence:

Provide the **House No. or C/o.; Village / Street / Locality; Mandal / Town / City; District; State, Pin Code; Contact Telephone Number (Mobile); Telephone Number (Landline) and Email.**

For example, your address is **House No. / C/o.,** 1-35 **Village / Street / Locality** is DNR Road **Mandal / Town / City** is Bhimavaram , **District** is West Godavari, **State** is Andhra Pradesh, **Pin Code:** 534202, **Contact Telephone Number (Mobile):** 9125355885, **Telephone Number (Landline):** 0840 23300333 and **Email** is vijaykumarg@gmail.com, refer the image shown.

10. Address for Correspondence	
House No. (or) C/o	1-35
Street / Locality / Village	DNR ROAD
Mandal / Town / City	BHIMAVARAM
District	WEST GODAVARI
Pin Code	534202
State	ANDHRA PRADESH
Contact Telephone Number (mobile)	9125355885
Telephone Number (Landline)	084023300333
Email	vijaykumarg@gmail.com

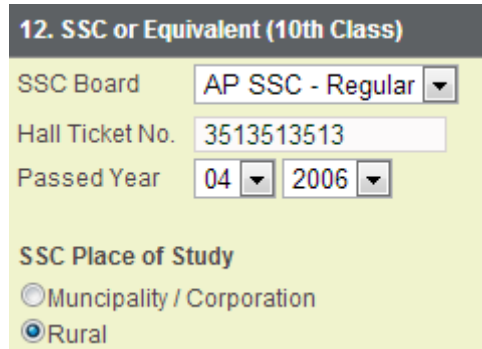
Item No. 12: SSC or Equivalent(10th Class)

* Select the **Board**

* Enter the **Hall Ticket No.**

* Select the **Month and Year of Passing**

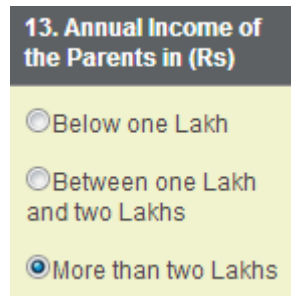
* Select the **Urban / Rural**



Item No.13: Annual Income of the Parent:

Select the option from the two options given regarding the “**Annual Income of the Parent**”.

For example, if your Parental Income is “**More than Two Lakhs**”, refer the image shown below:



After furnishing **ALL** the required data and correct particulars, **verify thoroughly** the details and **go through** the **Declaration** at the end of the page. Select the check box encircled against – “**I accept the Terms & Conditions**” if you are done with Online Application Form filling. Then, press the encircled **Submit** button to proceed to the next page.

14. Declaration

I have carefully gone through the instruction booklet and I am conversant and shall abide by the eligibility conditions and other regulations to be satisfied for appearing at the entrance test and admission into any course prescribed. Further, I assure that I will not involve in any malpractice or illegal activity in the entrance test. In case, I have furnished any false information or involved in any malpractice or illegal activity, I know that, I am liable for criminal action as per the existing law.

☒ I accept the Terms & Conditions.

Preview

© Copyright Ed.CET-2013. All Rights Reserved.

In case you have not completed the application form, **red flag alerts** on each field will flash (as shown below), which need to be properly completed. If all the details are furnished, then the screen will change to the next page after the **Submit** button is pressed.



Ed.CET 2013

EDUCATION COMMON ENTRANCE TEST
Conducted by Andhra University, Visakhapatnam on behalf of APSCH.



Apply Online

(Read the User guide thoroughly before filling the application)

* Indicates Mandatory Field

1. Candidate Details (As Per SSC or Equivalent Examination)

Candidate's Name (as per 10th Class Records)

Mother's Name

Father's Name (as per 10th Class Records)

Date of Birth Day: Month: Year: (as per 10th Class Records)

Gender ☐ Male ☐ Female

2. Methodology

☐ Mathematics
☐ Physical Sciences
☐ Biological Sciences
☐ Social Studies
☐ English

3. Photo & Signature

For Upload Photo

Select File

For Upload Signature

Select File

4. Qualifying Examination (Mark the appropriate Circle)

☐ B.A. ☐ Appearing
☐ B.Sc. ☐ Passed
☐ B.Sc.Home Science
☐ B.Com. Year of Passing:
☐ BEM Hall Ticket No. of Qualifying Exam.:
☐ BCA % of Marks Secured:
☐ P.G.in relavent subject
☐ Other Degree Qua.Exam. Place of Study: ☐ Municipality / Corporation ☐ Rural

5. First Medium

☐ English
☐ Telugu
☐ Urdu

6. City Center for appearance of the test

7. Local Area Status

☐ AU
☐ OU
☐ SVU
☐ Non-Local

8. Minority

☐ Non-Minority
☐ Minority

10. Address for Correspondence

House No. (or) C/o

Street / Locality / Village

Mandal / Town / City

District

Pin Code

State

Contact Telephone Number (mobile)

Telephone Number (Landline)

Email

11. Seeking Admission under Special Category

☐ NCC ☐ PH ☐ CAP ☐ Sports
☐ Visual ☐ Hearing ☐ Ortho

12. Annual Income of Parents (in Rs)

☐ Below one Lakh
☐ Between one Lakh and two Lakhs
☐ More than two Lakhs

13. SSC or Equivalent (10th Class)

SSC Board No. Passed Year

9. Place of Study

☐ Municipality / Corporation
☐ Rural

14. Declaration

I have carefully gone through the instruction booklet and I am conversant and shall abide by the eligibility conditions and other regulations to be satisfied for appearing at the entrance test and admission into any course prescribed. Further, I assure that I will not involve in any malpractice or illegal activity in the entrance test. In case, I have furnished any false information or involved in any malpractice or illegal activity, I know that, I am liable for criminal action as per the existing law.

☐

I accept the Terms & Conditions.

Preview

7. After the Online Application Form is completed and submitted, a Preview of the **FILLED IN ONLINE APPLICATION** form page will appear on the screen. The **Candidate's details** and a **Registration Id.** (which should be used for ALL future correspondence) will appear on the right side of the page. If you want to still make any changes to the Application form, you have the option of **Edit** to go back. If you are satisfied, then click **Submit** as shown below.



EDCET - 2013
Education Common Entrance Test
 Conducted by Andhra University, Visakhapatnam
 on behalf of APSCE
Filled In Online Application Form.



1.Methodology : Social Studies

2.Candidate Details
 Candidate's Name : M VIJAY KUMAR
 Mother's Name : PUSHPA LATHA
 Father's Name : RAMACHARY
 Date of Birth : 06/04/1990
 Gender : Male

3.City Center : Hyderabad (32)

4.Test Medium : English

5.Qualifying Examination : B. A.
 Year of Passing/App. the qualifying Exam. : Passed in
 Hall Ticket Number of Qualifying Exam. :
 Percentage of Marks :
 Place of study of Qualifying Exam. : Rural

6.Category : BC-B

7.Local Area Status : OU

8.Special Category : NCC , Sports ,CAP

9.Non-Minority / Minority : Non-Minority

10.Address for Correspondence : 1-35
 : DNR ROAD
 : BHIMAVARAM
 : WEST GODAVARI
 : 534202
 : ANDHRA PRADESH
 Mobile No. : 9125355885
 Land line with STD Code : 084023300333
 E-Mail : vijaykumarg@gmail.com

11.SSC or Equivalent
 SSC Board : AP SSC - Regular
 SSC Hall Ticket No : 3513513513
 SSC Year of Passing : 04 / 2006
 SSC Place of Study : Rural

12.Annual Income Of the Parents : More than Two Lakhs

13.Payment Details
 Amount Paid :
 Payment made through :
 Transaction ID :

14. Photo and Signature



K. Suresh
 Candidate's Signature

Edit

Submit

You will view a **FILLED IN ONLINE APPLICATION FORM** page.

This page can be directly given for a print by clicking on the icon **Print** which is encircled as shown in the figure.



EDCET - 2013
Education Common Entrance Test
Conducted by Andhra University, Visakhapatnam
on behalf of APSCE
Filled In Online Application Form.



This is not a Hall Ticket

Preserve Registration Number for all
future correspondence...

Registration No : 3



1.Methodology

: Social Studies

2.Candidate Details

Candidate's Name : M VIJAY KUMAR
Mother's Name : PUSHPA LATHA
Father's Name : RAMACHARY
Date of Birth : 06/04/1990
Gender : Male

3.City Center

: Hyderabad (32)

4.Test Medium

: English

5.Qualifying Examination

Year of Passing/App. the qualifying Exam. : B.A.
Hall Ticket Number of Qualifying Exam. : Passed in
Percentage of Marks :
Place of study of Qualifying Exam. : Rural

6.Category

: BC-B

7.Local Area Status

: OU

8.Special Category

: NCC, ,Sports,CAP

9.Non-Minority / Minority

: Non-Minority

10.Address for Correspondence

: 1-35
: DNR ROAD
: BHIMAVARAM
: WEST GODAVARI
: 534202
: ANDHRA PRADESH
Mobile No. : 9125355885
Land line with STD Code : 084023300333
E-Mail : vijaykumarg@gmail.com

11.SSC or Equivalent

SSC Board : AP SSC - Regular
SSC Hall Ticket No : 3513513513
SSC Year of Passing : 04 / 2006
SSC Place of Study : Rural

12.Annual Income Of the Parents

: More than Two Lakhs

13.Payment Details

Amount Paid :
Payment made through :
Transaction ID :

14. Photo and Signature



K. Suresh
Candidate's Signature



Print