

## DERIVATIVE STRATEGY | DAILY



### OUR REPORTS

#### Fundamental

Company Report  
Sector Report  
Theme Based Report

#### Daily & Weekly

Fundamental Market Update  
Technical Market Update  
Derivative Market Update

#### Fortnightly

Banking Sector Report  
Currency Report

#### Monthly

India Strategy Report  
IIP Report  
Auto Sector Update  
Cement Sector Update  
Metal Sector Update  
Telecom Sector Update  
Insurance and Mutual Fund Report  
Inflation Report  
Exports-Imports Report

#### Quarterly

India and Global Strategy Report  
India Economy Report

#### Others

Event Based Report  
RBI Monetary Review Report  
Annual Budget Review Report

19<sup>th</sup> November, 2013

CA. Vinit Pagaria, CFA, FRM

E-mail: [vpagaria@microsec.in](mailto:vpagaria@microsec.in)

19th Nov 2013

## ANALYSIS OF FUTURES & OPTIONS MARKET

### Nifty (6189.00)

#### NOVEMBER FUTURE

Price: 6217.05 (+2.10%)

Premium: 28.05

Open Int: 17593150 (-2%)

#### DECEMBER FUTURE

Price: 6267.90 (+2.06%)

Premium: 78.90

Open Int: 3627450 (+15%)

### NIFTY DAILY CHART



### Trading Calls

#### ♦ Long Tata Global Beverages Future

Buy Dec Future @ Rs 150/- Target: Rs 163/-  
SL: 139/- Lot Size: 2000

#### ♦ Long Reliance Infrastructure Call option

Buy Nov 440 Call option @ Rs 6/- Target: Rs 12/- Lot Size: 1000

### HIGHLIGHTS

- ⇒ Nifty opened higher and continued to rally during the day to close higher by over 2%. The index is likely to move higher up to 6220-6300 in the short term
- ⇒ Nifty Call options of strike 6400 added open interest by 22,592 lots while Nifty Put options of strike 6100 had a build up of 26,378 lots
- ⇒ Nifty November Put Call ratio (OI) stands at 1.10 with the total open interest in Call options at 640,736 lots and that in Put options at 704,979 lots
- ⇒ ONGC, Andhra Bank, Punj Lloyd, Reliance Industries, Reliance Infrastructure, Tata Global Beverages, UCO Bank and United Breweries appear strong while Aurobindo Pharma, Bajaj Auto and Biocon are likely to remain relatively weak
- ⇒ Volatility Index fell by 2.28% from 19.26 to 18.82

### NIFTY PIVOT POINTS

S2  
6035

S1  
6045

PIVOT  
6121

R1  
6132

R2  
6208

---

**OPTION STRATEGY**

---

Scrip/Index: **Reliance Infrastructure**

Strategy: Long Call option

Current Price of Underlying: Rs 427.30 Lot Size: 1000

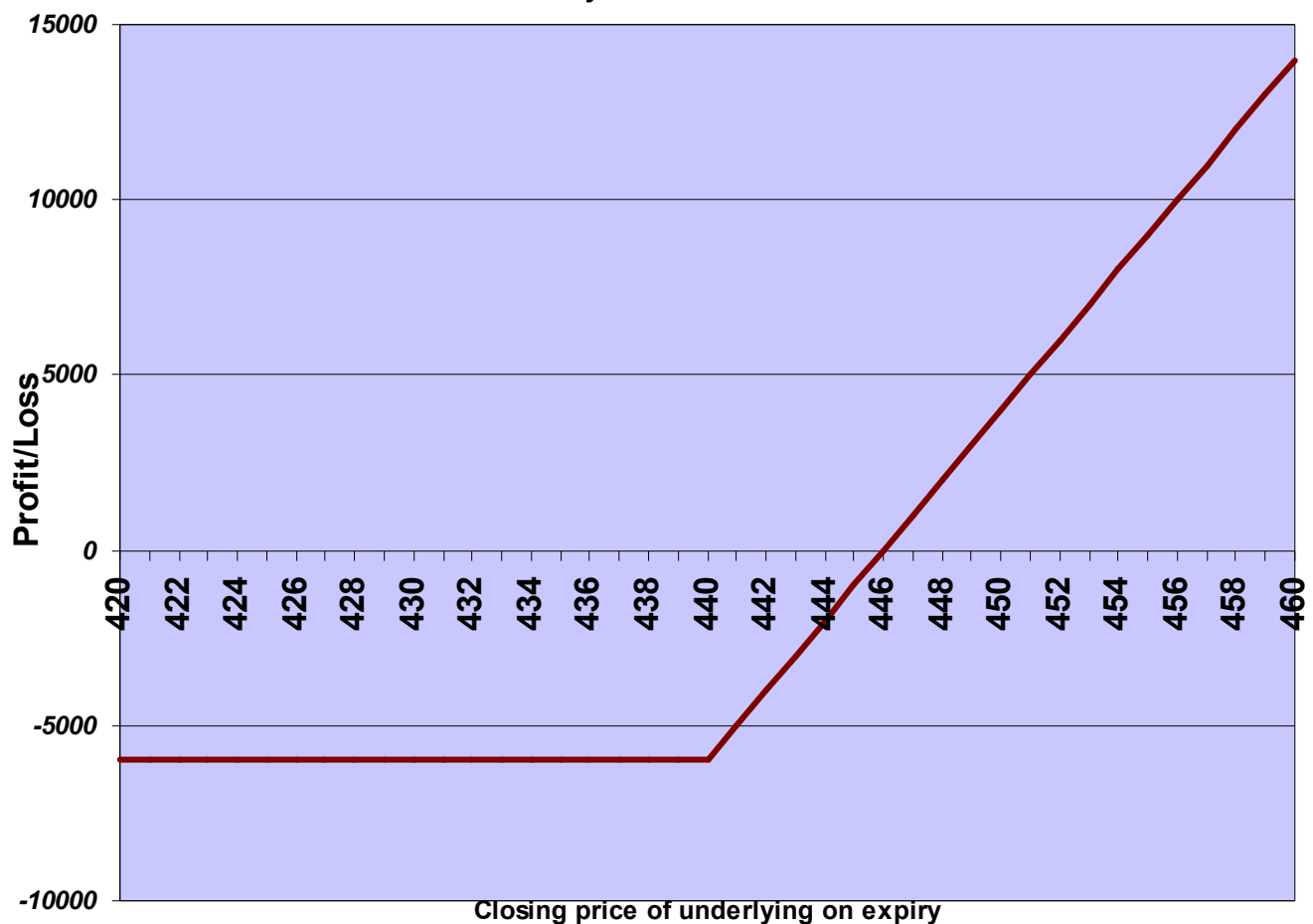
**Long November 440 Call option @ Rs 6/-**

Profitable when closing price is above Rs 446/- on expiry

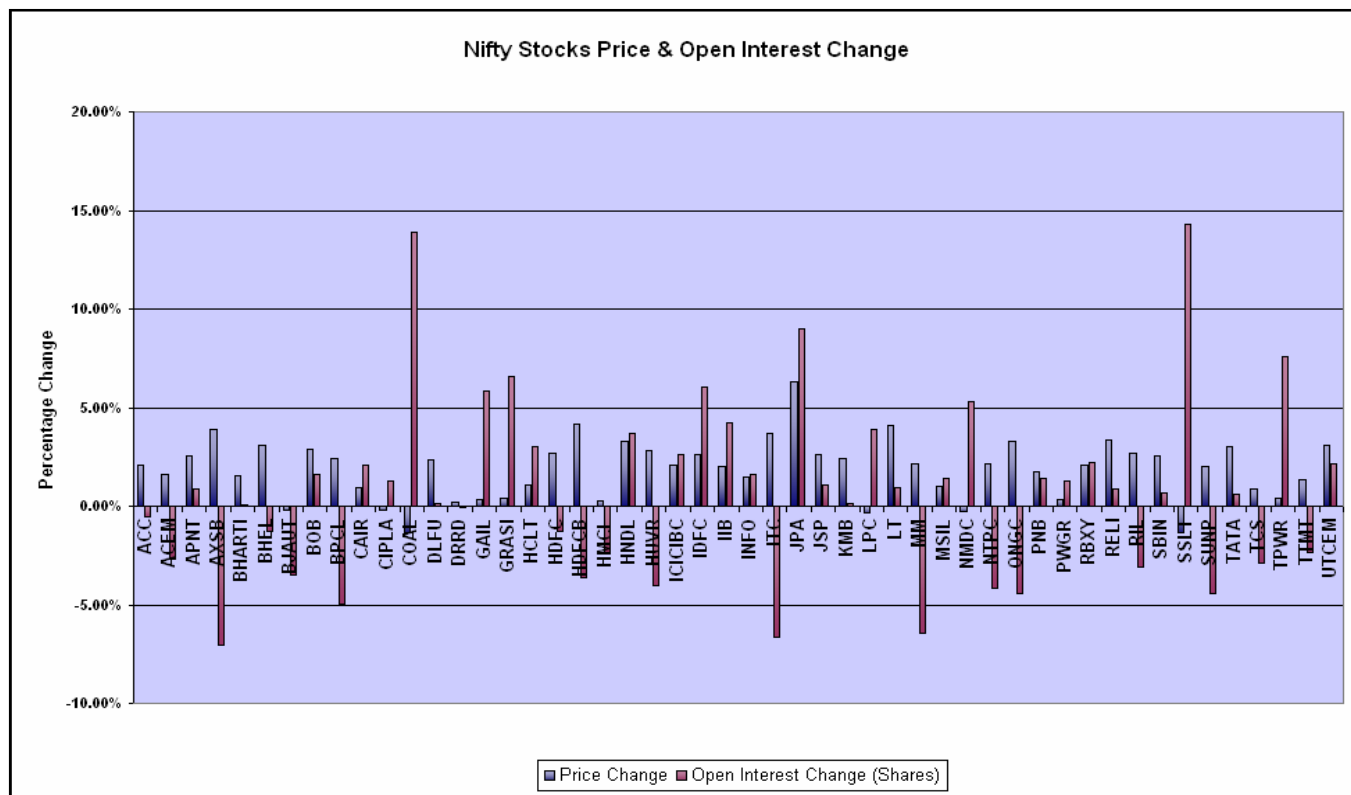
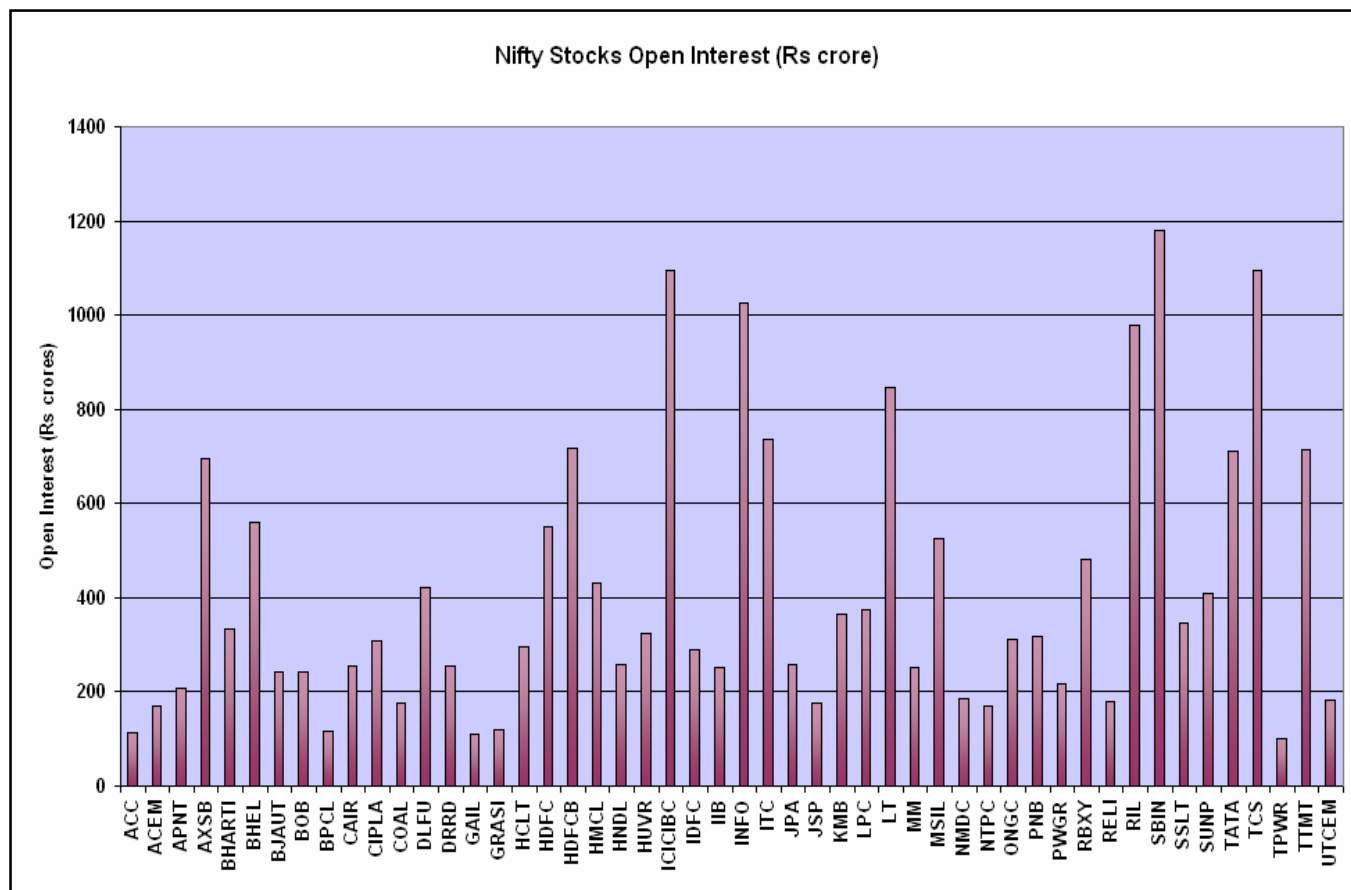
Maximum Potential Profit: Unlimited Maximum Possible Loss: Rs 6,000/-

Time to Expiry: 10 days

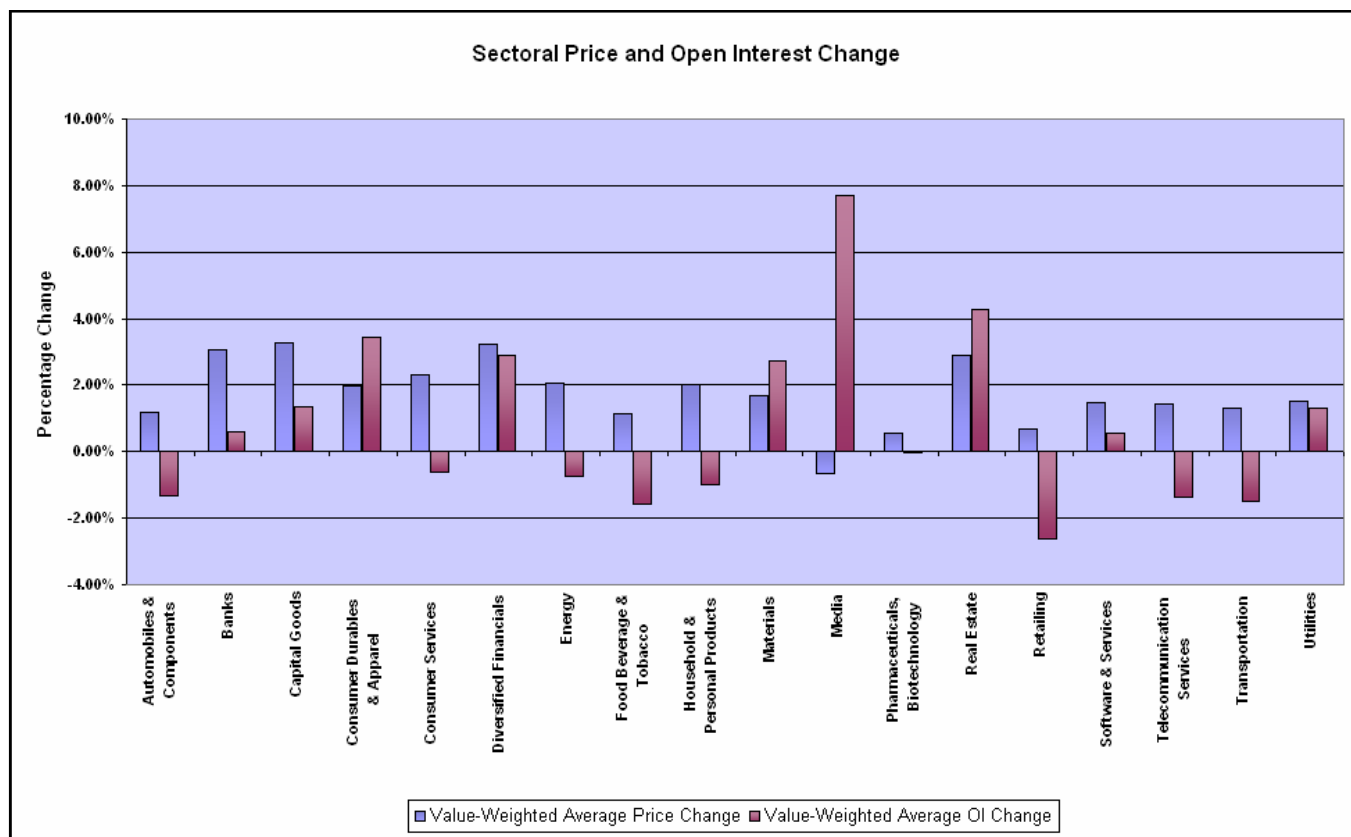
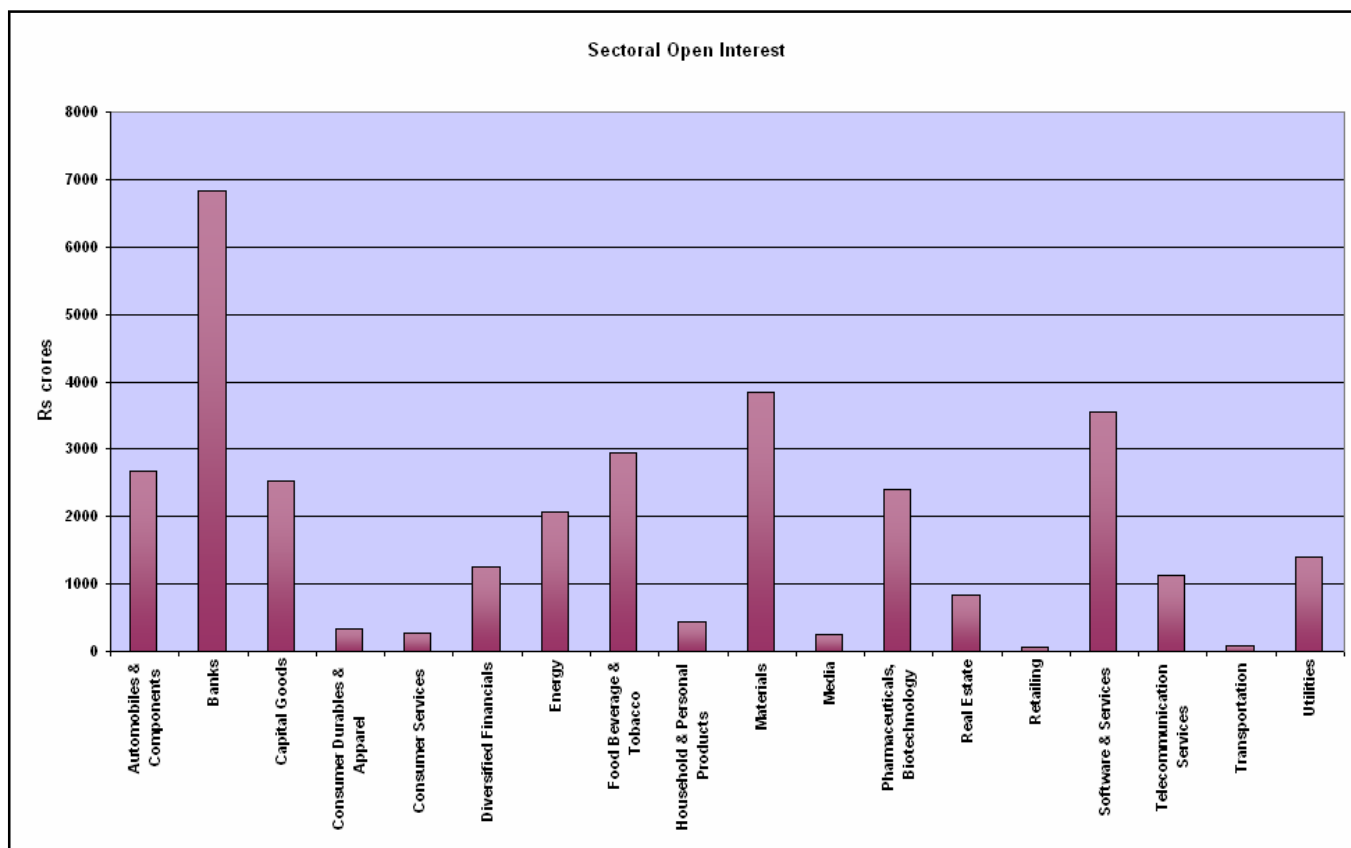
**Pay-off Chart**



## STOCK FUTURES - NIFTY STOCKS



## STOCK FUTURES - SECTORAL ANALYSIS



## TOP PRICE GAINERS (STOCKS)

Scrip	Lot Size	Spot price	% Change
Bank of India	1000	240.75	7.89
JP Associates	4000	48.25	6.28
HDIL	4000	46.05	6.23
Union Bank of India	1000	130.00	5.86
UCO Bank	4000	77.70	5.50

## TOP PRICE LOSERS (STOCKS)

Scrip	Lot Size	Spot Price	% Change
Sun TV Network	500	382.40	-2.62
Hexaware Tech	2000	121.75	-2.13
Coal Indai	1000	270.75	-1.35
Dabur India	2000	162.05	-1.34
Sesa Sterlite	2000	188.35	-1.31

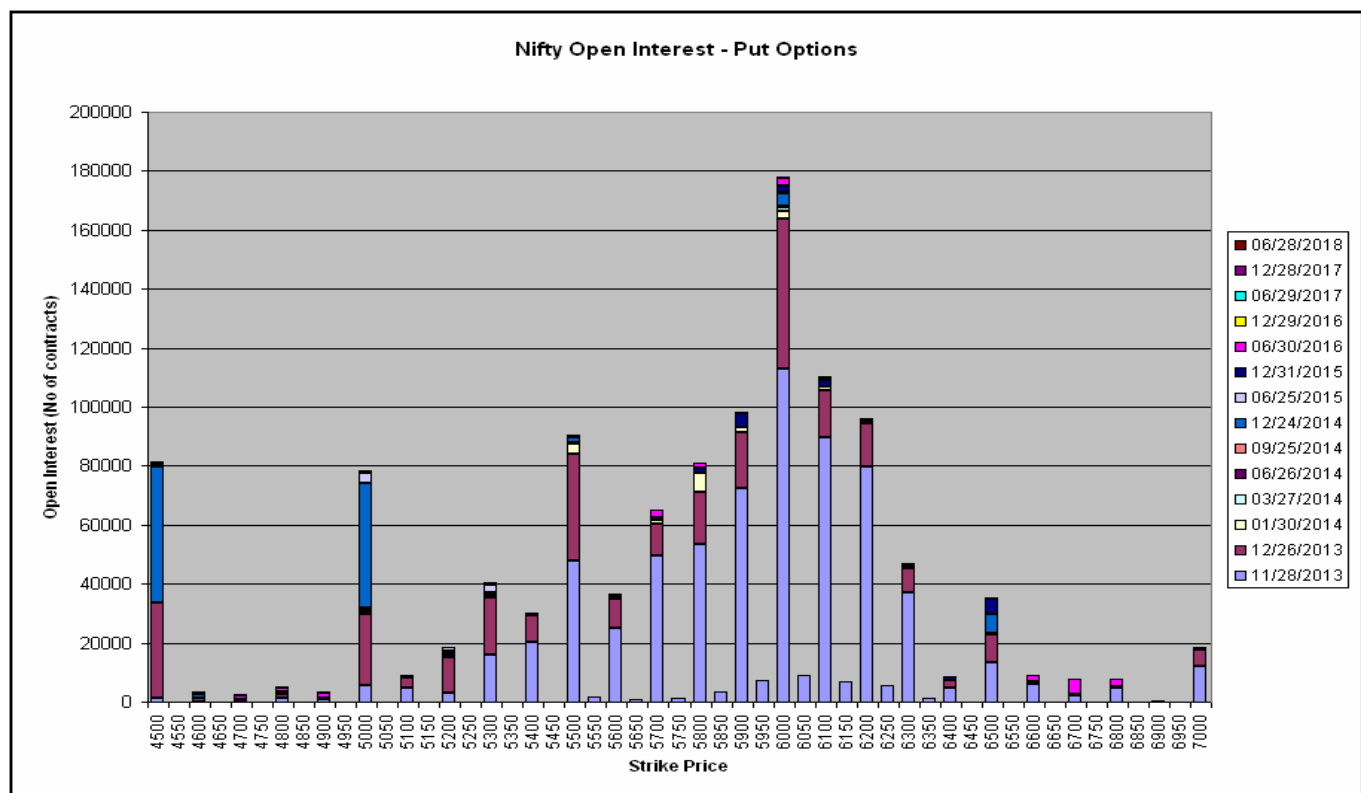
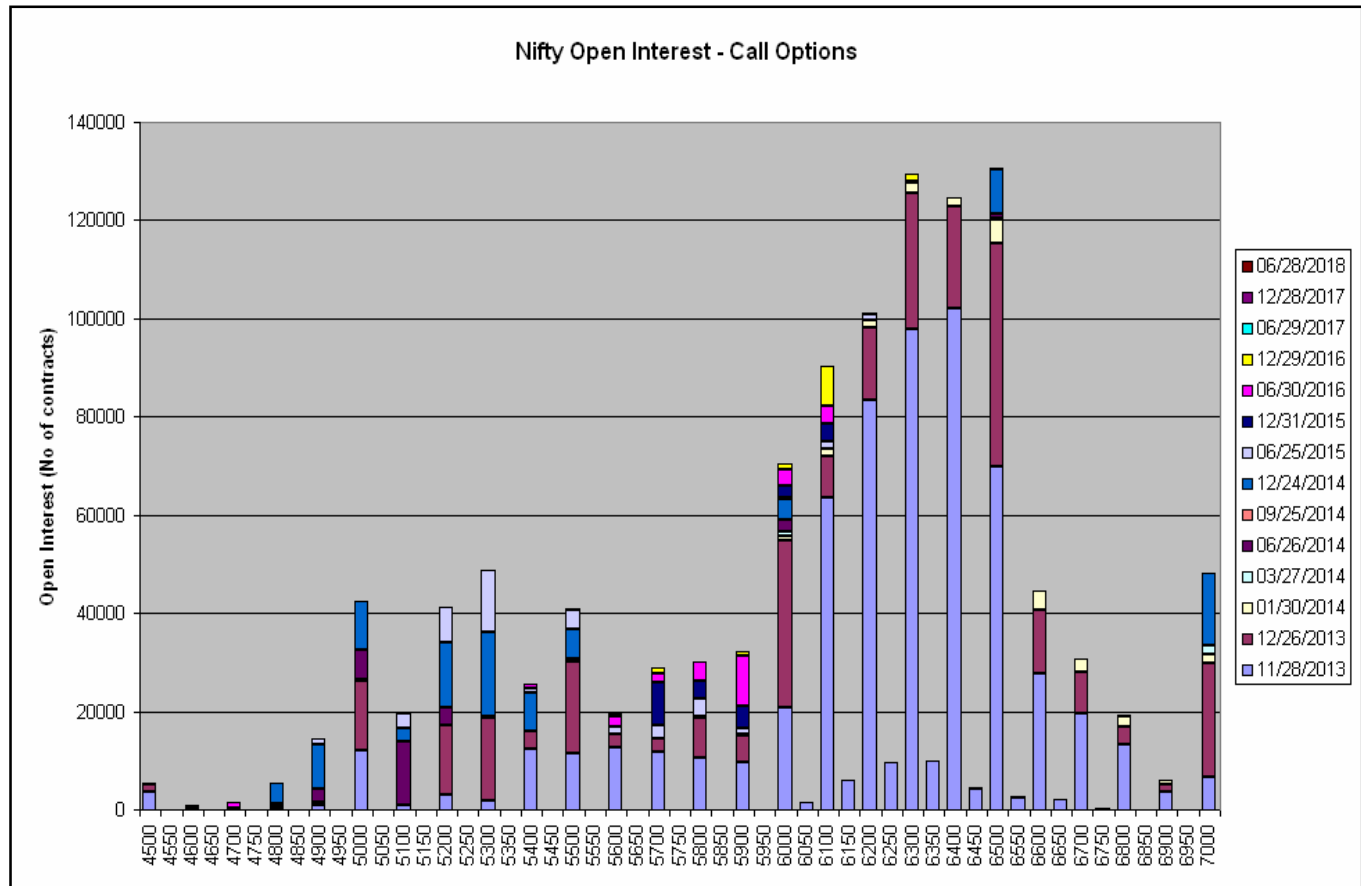
## SIGNIFICANT OPEN INTEREST ADDITIONS (STOCKS)

Contract	Price	% Change	Volume Spot	% Change	Open Interest	Absolute Change	% Change
Sun TV Newtork	382.40	-2.62	1177768	108.72	2141000	373500	21.13
Ashok Leyland	15.35	1.66	15504403	-33.40	22413000	3591000	19.09
Indiabulls Real Estate	70.10	2.19	11243271	35.14	20696000	3088000	17.54
GSK Consumer	4556.80	1.61	10998	110.05	11250	1500	15.38
Allahabad Bank	92.15	3.60	2793615	32.05	5110000	646000	14.48
MRF Ltd	16977.90	2.75	12955	223.31	43750	5500	14.38

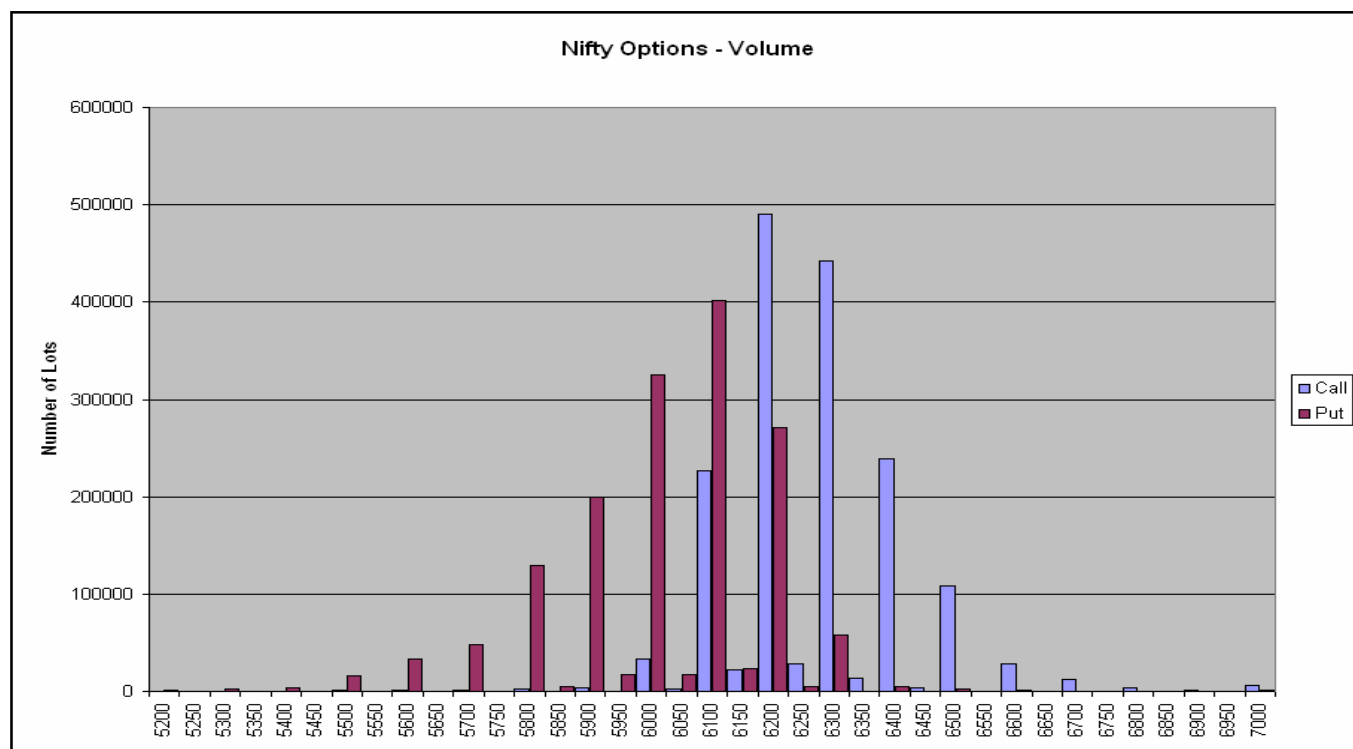
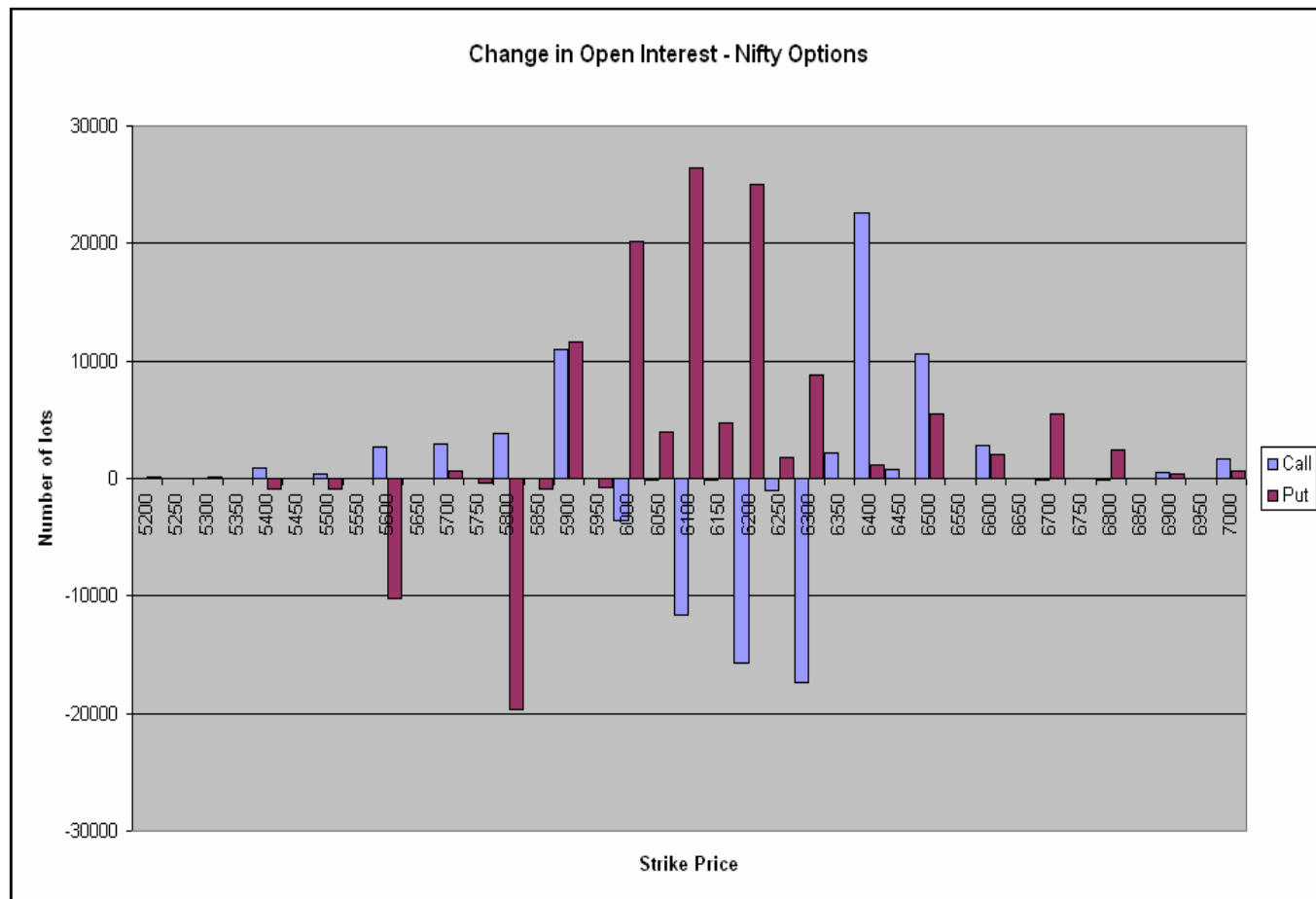
## SIGNIFICANT OPEN INTEREST REDUCTIONS (STOCKS)

Contract	Price	% Change	Volume Spot	% Change	Open Interest	Absolute Change	% Change
Godrej Industries	279.85	5.15	419907	-13.08	622000	-88000	-12.39
Idea Cellular	173.50	1.58	5969997	-52.40	8932000	-782000	-8.05
Axis Bank	1139.85	3.90	3317708	-33.16	6106250	-463750	-7.06
ITC Ltd	326.10	3.70	8818463	93.69	22622000	-1617000	-6.67
Mahindra & Mahindra	944.80	2.12	1462892	-26.16	2663250	-184250	-6.47

## OPTIONS OPEN INTEREST CONCENTRATION



## OPTIONS ANALYSIS





**MOST ACTIVE FUTURE CONTRACTS**

Name	Expiry Date	Price	Volume (Contracts)	Turnover (Rs lacs)	Value of Underlying
NIFTY FUTURE	28 NOV 13	6225.00	273886	84690	6189.00
SBIN FUTURE	28 NOV 13	1779.50	36110	79559	1768.00
TATASTEEL FUTURE	28 NOV 13	389.00	18628	71669	387.70
TATAMOTORS FUTURE	28 NOV 13	393.05	17106	66667	392.00
AXISBANK FUTURE	28 NOV 13	1142.00	19537	55298	1137.65
ICICIBANK FUTURE	28 NOV 13	1080.95	19880	53712	1072.60

**MOST ACTIVE NIFTY OPTION CONTRACTS**

Contract	Price (Premium)	Volume (No. of Lots)	Turnover (Rs lacs)	Delta	Gamma	Theta	Vega
NOV CE 6200	80.30	481178	1505899	0.5174	0.1273	-4.5642	4.1086
NOV CE 6300	34.05	420285	1328866	0.3044	0.1217	-3.5196	3.6093
NOV PE 6100	26.15	381462	1170764	-0.2590	0.1196	-2.2883	3.3374
NOV PE 6000	11.80	305563	919422	-0.1266	0.0696	-1.7047	2.1412
NOV PE 6200	54.55	260942	818614	-0.4754	0.1681	-2.1659	4.1067
NOV CE 6400	10.65	225315	721834	0.1287	0.0780	-1.9180	2.1657

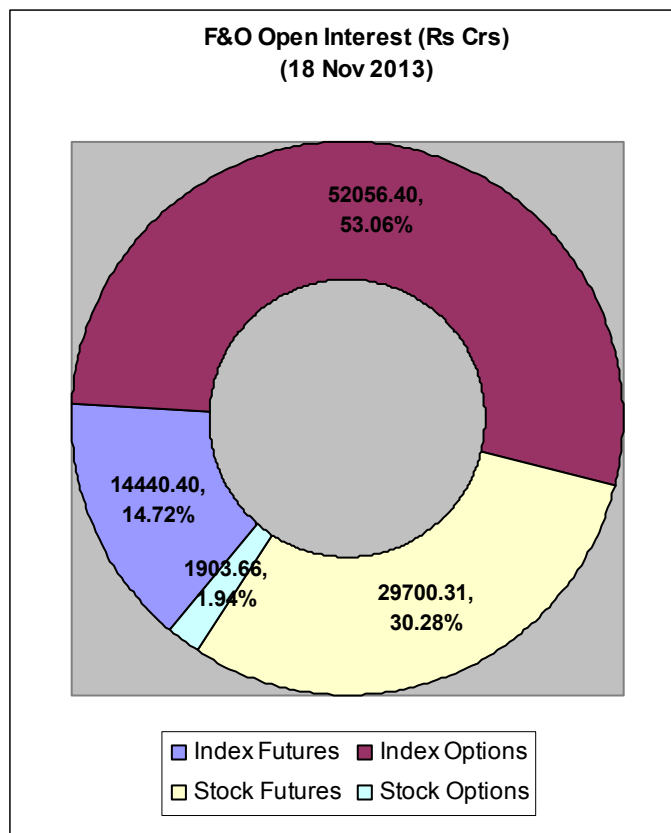
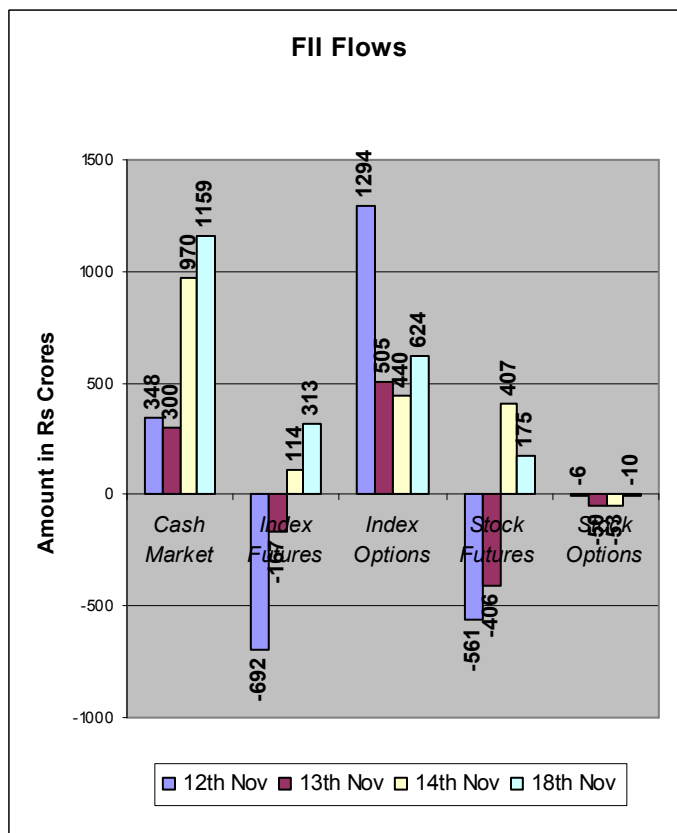
**MOST ACTIVE STOCK CALLS (VALUE)**

Name & Month	Strike	Price	No. of contracts
SBIN Nov	1800	30.00	12245
SBIN Nov	1750	56.50	6638
SBIN Nov	1850	15.20	4578
SBIN Nov	1900	7.80	4370
Tata Motors Nov	400	6.65	2468

**MOST ACTIVE STOCK PUTS (VALUE)**

Name & Month	Strike	Price	No. of contracts
SBIN Nov	1700	12.90	8908
SBIN Nov	1750	27.00	4431
Tata Steel Nov	380	5.90	2050
SBIN Nov	1650	6.20	3698
SBIN Nov	1600	3.50	3649

## FII ACTIVITY



\* Source: [www.nseindia.com](http://www.nseindia.com) (FII trades done on Exchanges)

**FOR PRIVATE CIRCULATION ONLY**

### Disclaimer

The trading ideas discussed or recommended in this report may not be suitable for all investors. Investors should use this research as one input into formulating an investment opinion. Additional inputs should include, but are not limited to, the review of other. This is not an offer (or solicitation of an offer) to buy/sell the securities/instruments mentioned or an official confirmation. Microsec Capital Limited is not responsible for any error or inaccuracy or for any losses suffered on account of information contained in this report. This report does not purport to be offer for purchase and sale of share/ units. We and our affiliates, officers, directors, and employees, including persons involved in the preparation or issuance of this material may: (a) from time to time, have long or short positions in, and buy or sell the securities thereof, of company (ies) mentioned herein or (b) be engaged in any other transaction involving such securities and earn brokerage or other compensation discussed herein or act as advisor or lender or borrower to such company (ies) or have other potential conflict of interest with respect to any recommendation and related information and opinions. The same persons may have acted upon the information contained here. No part of this material may be duplicated in any form and/or redistributed without Microsec Capital Limited' prior written consent.

- Investment Banking
- Equity, Commodity & Currency Broking
- Wealth Management
- Insurance Broking
- Club Kautilya
- prpsolutions.com



# accountable... answerable, always



## Kolkata

Investment Banking  
Azimganj House, 2nd Floor,  
7, Camac Street, Kolkata- 700 017, India  
Tel.: 91 33 2282 9330, Fax: 91 33 2282 933

Brokerage and Wealth Management  
Shivam Chambers, 1st Floor,  
53, Syed Amir Ali Avenue, Kolkata- 700 019, India  
Tel.: 91 33 3051 2100, Fax: 91 33 3051 20205

## Mumbai

42A & 74A, Mittal Tower,  
4th & 7th floor 210, Nariman Point,  
Mumbai- 400 021, India  
Tel.: 91 22 2285 5544, Fax: 91 22 2285 5548

## New Delhi

417, World Trade Centre, 4th Floor, Babar Road,  
Connaught Place, New Delhi- 110 001, India  
Tel.: 91 11 4152 8152



[www.prpsolutions.com](http://www.prpsolutions.com)

E-mail: [info@microsec.in](mailto:info@microsec.in) Website: [www.microsec.in](http://www.microsec.in)