

Indian market	Last close	% change		
		1 day	3 mth	YTD
Sensex	19,818	(0.8)	6.5	2.0
Nifty	6,002	(0.9)	6.0	1.6
BSE 100	6,073	(1.0)	7.1	1.6
BSE 200	2,460	(1.0)	7.1	1.5
CNX Midcap	8,567	(1.3)	9.0	0.7
BSE Small Cap	7,412	(1.2)	4.2	0.4
BSE 100 Futs	6,094	(1.0)	7.6	1.2
Sensex Futs	19,773	(1.5)	6.9	1.4

Developed market	Last close	% change		
		1 day	3 mth	YTD
Dow Jones	13,511	(0.2)	(0.3)	3.1
Nasdaq	3,118	0.2	0.4	3.2
S&P 500	1,473	0.0	0.8	3.3
FTSE	6,104	(0.2)	3.3	3.5
CAC	3,708	0.3	5.1	1.9
DAX	7,691	0.2	4.0	1.0
Hang Seng*	23,354	(0.0)	9.0	3.1
Nikkei*	10,617	0.2	20.6	2.1

Emerging market	Last close	% change		
		1 day	3 mth	YTD
Shanghai Comp	2,296	(0.6)	9.0	1.2
Brazil Bovespa	61,787	0.1	2.8	1.4
Mexico Bolsa	44,865	0.3	5.4	2.7
Kospi*	1,973	(0.2)	0.9	(1.2)
Straits*	3,211	0.1	5.4	1.4

* Markets are open

Institutional activity (Rs cr)	Cash	F&O	MTD	
			YTD	YTD
FII	1,072	1,209	10,803	10,803
MFs	(262)	-	(1,733)	(1,733)
FII Prov.	1,029			
MFs Prov.	(692)			

Commodities	Last close	% change		
		1 day	3 mth	YTD
Crude (US\$/bbl)	94.0	(0.2)	2.1	2.4
Gold (US\$/oz)	1,680	0.0	(4.0)	0.3
Copper (US\$/mt)	7,916	(0.6)	(2.5)	0.1
Aluminium (US\$/mt)	2,007	(0.4)	4.0	(1.7)
Zinc (US\$/mt)	1,955	(0.7)	5.2	(4.6)

Currency	Last close	% change		
		1 day	3 mth	YTD
Rs/US\$	54.69	0.1	(3.3)	0.6
US\$/GBP	1.60	(0.0)	(0.9)	(1.5)
US\$/EUR	1.33	0.1	1.4	0.8
Yen/US\$	88.53	0.2	(10.8)	(2.0)

Advance/Decline stocks (Nos)	16-Jan-13		15-Jan-13	
	Adv	Dec	Adv	Dec
Adv	329		749	
Dec		1,198		753
Unch		68		94
A/D ratio (x)*		0.27		0.99

*A/D excluding Unch

Trade value (Rs cr)	Last close	Bps chg
Cash NSE	12,788	(1.8)
Cash BSE	2,381	0.6
Total Cash	15,169	(1.4)
Delivery (%)	43.3	0.0
Derivatives	130,728	216.6

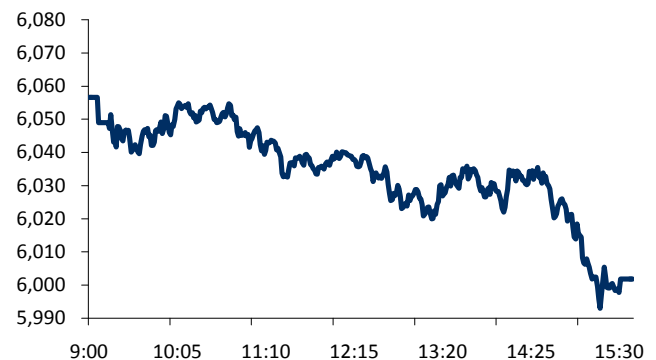
Bond Market	Last close	Bps chg
10yr Gsec	7.88	0.05
Call rate	8.20	0.15

Hoping on Hero, HCL Tech

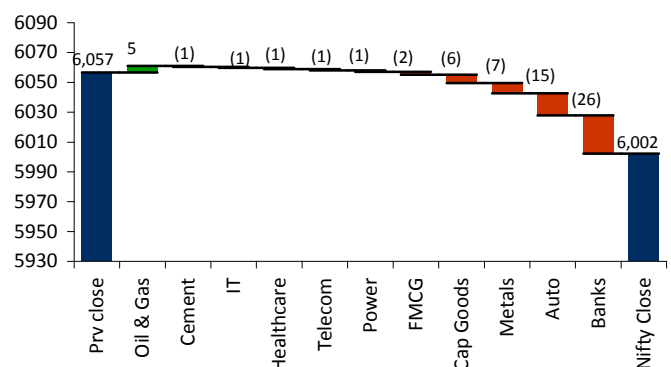
The Indian market, like its global counterparts are just moving in a tight zone. Profit booking saw the Sensex and Nifty cool on Wednesday and any move below the support levels could puncture the medium term uptrend. The opening is expected to be flat with no major commitments likely. With the RBI meet a few days away, the attention will continue on the results; Hero and HCL Tech will be in focus for the day.

Finance Minister P. Chidambaram has indicated that he will outline amendments to the Constitution on the Goods and Services Tax (GST) in his Budget speech. He told states that there needs to be consensus among them on tax reform. An assessment by the International Monetary Fund has found significant improvement in SEBI's implementation of IOSCO's (International Organisation of Securities Commissions) principles related to the securities markets. The cooperation between RBI and SEBI on payment and settlement systems would benefit from formal arrangements for information sharing and policy coordination, IMF said.

Nifty intra-day



Nifty sector performance



Results Preview: HCLT Rev Rs62bn (+1.9% qoq), PAT Rs8.2bn (-5.4% qoq); **Hero Motor** Rev Rs61.5bn (+2% yoy), PAT Rs5.9bn (-3.7% yoy)

Corporate snippets

- ✧ **Shriram group** plans to set up a venture capital fund and an angel fund. It is also considering a proposal to get into the investment banking business. (BL)
- ✧ **Coal India** will provide till the month-end coal under the MoU route to power plants even as firms like **NTPC** are yet to ink FSAs, sources said. (BL)
- ✧ Expanding cement making capacity in India, Germany's **HeidelbergCement** commissioned first phase of its Rs14bn expansion plans, taking its production to 5 mn tonnes per annum (mtpa). (BL)
- ✧ **UB Group's** stake sale to UK-based Diageo Plc seems to have hit a roadblock with the Competition Commission of India seeking additional information on the deal. (BL)
- ✧ **Persistent Systems** has acquired privately-held NovaQuest, a US-based product lifecycle management and search-based technology solutions provider (BL)
- ✧ **Reliance Communications** has awarded a US\$1bn network outsourcing contract to telecom equipment manufacturer Alcatel-Lucent. (BL)
- ✧ **DLF** will sell its wind energy business to an unlisted firm founded by the former General Electric India boss Tejpreet Singh Chopra for around Rs9bn,. (ET)
- ✧ **Havells India** said it will double the production capacity of its Baddi plant in Himachal Pradesh to 1mn stock-keeping units (SKUs) per day in the next 6-9 months. (ET)
- ✧ **India Infrastructure Finance Company Ltd (IIFCL)** said it has got Sebi nod for floating US\$1 bn infrastructure debt fund (IDF), which will be operational in a month. (ET)
- ✧ It's an initiative virtually unheard of in the fast-moving consumer goods industry, Facing resistance from retailers, **Tata Chemicals** Ltd has set up a call centre to sell its i-Shakti brand of pulses to deliver the products directly at the doorsteps of customers, without any additional cost. (BS)

- ✧ **Axis Bank** Ltd has picked JPMorgan Chase & Co and Citigroup Inc for a share sale to raise up to US\$1 bn. (BS)
- ✧ Next month, the 10-year tax holiday enjoyed by **Lanka IOC (LIOC)**, an overseas venture of **Indian Oil Corporation**, comes to an end. Buoyed by the last quarter's statistics, LIOC says it is unperturbed by the fact that it will have to pay 15% tax from mid-February. (BL)
- ✧ The **Tata Group** has claimed that it had invested money in building the landmark Taj Mansingh hotel in central Delhi to bail out the property's owner, the New Delhi Municipal Council, which had failed to complete the hotel in time for a global conference in 1978, and was hopeful that "over the long term, we will get it straightened out". (ET)

Economy snippets

- ✧ The Central Drugs Standard Control Organisation (CDSCO) will be the competent authority to certify exports of Active Pharmaceutical Ingredients (APIs) to European Union. (BL)
- ✧ Ahead of its third quarterly policy, the Reserve Bank has said that inflation was still high and there was no room for fiscal or monetary stimulus to boost growth in slowing economy. (BL)
- ✧ The Government is likely to consider within a few weeks a proposal for setting up a holding company for public sector banks to enable them to raise capital from the market instead of seeking funds from the exchequer. (BL)
- ✧ Staff writers of the International Monetary Fund cautioned the Reserve Bank of India against giving licences to industrial houses to set up banks. (BS)
- ✧ India and the United States have joined hands to provide extension training to agricultural professionals in three African countries of Liberia, Kenya and Malawi. (BL)

Results table

Rs m	Revenues	YoY %	PAT	YoY%
Bajaj Auto	54,127	8.6	8,187	3.0
Bajaj Holding	923	47.9	4,524	26.8
TTK Prestige	4,371	30.7	441	27.6
Yes Bank	8,975	40.5	3,423	34.7

Nifty price/volume


Indian markets ended lower on Wednesday amidst weakness in the global markets and lack of follow up buying which failed to carry Nifty beyond previous high of 6,070. With yesterday's decline, Nifty has been back near important support of 5,980 and move below same could puncture the medium term uptrend.

Support/Resistance levels*

	Close	Support	Resistance
Nifty	6,002	5,938	6,041
Sensex	19,818	19,591	19,957
CNX IT	6,778	6,724	6,801
CNX Bankex	12,639	12,419	12,778
Nifty Junior	12,475	12,254	12,618

*based on pivot calculations

Positive breakout

Company name	CMP	10 Days MVG avg	Price % chg	Delivery (%)
Adani Power	65	64	2.3	56.1
Axis Bank	1,409	1,380	2.1	62.6
Hexaware	91	90	2.0	29.0
Oil India	494	485	2.0	70.4
Rajesh Exp	139	136	1.9	32.7
Essar Oil	73	72	1.7	31.2
HDIL	120	118	1.6	22.9
Godrej Con	735	723	1.5	67.7
Manappuram	44	44	1.5	76.1
AB Nuvo	1,152	1,135	1.5	61.0

Top gainers

Company	Price (Rs)	Price % chg	% YTD chg
Godrej Con	735	2.2	1.7
RIL	861	1.7	2.6
IGL	262	1.6	5.3
Britannia Ind.	494	1.5	(1.0)
HCL Tech	674	1.5	8.9
Dr Reddy	1,930	1.4	5.5
HDIL	120	1.2	7.7
Ashok Ley	27	1.1	(0.9)
Bajaj Hold	1,002	1.1	2.4
Nestle	1	1.0	1.0

Note:

- Ideas given under the 'Technicals' section are for intraday purpose or up to a period of three trading sessions. Stocks recommended under this heading are not necessarily part of our fundamental buy or sell list.
- Data in the above table comprises BSE200 Index stocks.

Trading Strategy

Godrej Consumer (BUY, above Rs730, Target Rs755, SL Rs718): The stock has created a strong base around Rs710 in last few trading weeks. The above level also coincides with its 50-DMA, suggesting strength in the counter. On the daily line chart, the stock has surpassed the short term resistance line of Rs730 after a sideways trend for last three weeks. It has brought an end to the range bound trading phase. We thus expect the stock to resume its uptrend and head higher towards the levels of Rs755. (Duration 7 days)

Volume toppers

Company	Price (Rs)	Price % chg	Vol % chg
Dabur India	129	0.2	223
Pidilite	218	0.1	214
Adani Port	136	(0.9)	198
Godrej Ind	314	(2.7)	179
Oil India	494	0.3	155

Negative breakout

Company name	CMP	10 Days MVG avg	Price % chg	Delivery (%)
Coal India	353	360	(2.1)	69.9
Tata Power	106	108	(2.1)	47.8
IDBI Bank	113	116	(2.1)	30.9
Jet Airways	584	597	(2.2)	18.6
Torrent Power	180	184	(2.2)	69.4
GMDC	200	205	(2.3)	85.4
MMTC	619	633	(2.3)	34.0
Opto Circuits	107	110	(2.3)	44.4
SBI	2,432	2,489	(2.3)	27.8
Bharat Forge	252	257	(2.3)	48.2

Top losers

Company	Price (Rs)	Price % chg	% YTD chg
Pantaloon	245	(5.1)	(4.6)
IVRCL	42	(4.9)	(7.7)
IOB	87	(4.5)	2.1
Hindalco Ind	123	(4.4)	(5.4)
Unitech	38	(4.4)	12.6
JP Power	35	(4.4)	(6.9)
Idea	117	(4.4)	12.9
Sun TV	417	(4.1)	(2.3)
JP Assoc.	92	(4.1)	(4.7)
Punj Lloyd	56	(3.9)	(6.8)

Moving average & pivot table (Nifty 50)

Company	CMP (Rs)	Support*	Resistance*	50-DMA	200-DMA
ACC	1,385	1,362	1,407	1,411	1,322
Ambuja Cem	198	192	204	204	183
Asian Paints	4,278	4,204	4,353	4,250	3,852
Axis Bank	1,409	1,383	1,436	1,314	1,129
Bajaj Auto	2,077	1,981	2,172	2,005	1,729
BOB	874	850	898	811	735
BHEL	225	221	230	232	229
BPCL	382	371	393	351	353
Bharti Airtel	343	335	351	314	297
Cairn India	336	329	343	329	330
Cipla	416	407	426	407	355
Coal India	353	345	360	357	349
DLF	249	243	254	220	207
Dr Reddy	1,930	1,881	1,979	1,827	1,715
GAIL	373	366	380	354	354
Grasim Ind	3,062	2,998	3,126	3,215	2,900
HCL Tech	674	651	696	630	551
HDFC Bank	661	649	672	672	596
Hero Moto	1,835	1,809	1,860	1,865	1,931
Hindalco Ind	123	117	130	121	118
HUL	500	493	507	527	483
HDFC	819	802	835	820	728
ICICI Bank	1,180	1,149	1,210	1,114	970
IDFC	172	168	176	170	144
INFY	2,767	2,734	2,801	2,378	2,410
ITC	284	281	287	289	263
JP Assoc.	92	88	97	96	80
JSPL	430	413	447	418	428
Kotak Bank	625	614	636	645	598
L&T	1,544	1,512	1,576	1,617	1,442
Lupin Ltd	580	567	593	592	568
M&M	901	868	934	935	787
Maruti	1,493	1,416	1,571	1,499	1,300
NTPC	156	155	158	159	161
ONGC	304	297	311	267	271
Power Grid	112	110	114	117	114
PNB	883	862	904	819	794
Ranbaxy	496	486	506	512	512
RIL	861	837	886	819	773
Rel Infra	536	509	562	507	509
Sesa Goa	191	184	197	186	183
Siemens	655	635	675	676	698
SBI	2,432	2,363	2,502	2,295	2,141
Sun Pharma	719	700	739	718	655
TCS	1,348	1,302	1,394	1,282	1,261
Tata Motors	320	309	331	291	266
Tata Power	106	103	109	106	101
Tata Steel	415	405	425	404	412
Ultra Cemco	1,921	1,891	1,951	1,965	1,712

*based on pivot calculations

Global pivot table

Index	CMP (Rs)	Supp 1	Supp 2	Pivot	Res 1
Dow Jones	13,511	13,475	13,445	13,505	13,541
S&P 500	1,473	1,469	1,466	1,471	1,475
DAX	7,691	7,658	7,639	7,676	7,710
Hang Seng	23,354	23,303	23,202	23,404	23,455
Nikkei	10,617	10,575	10,515	10,635	10,677

A pivot is a level at which the market direction changes for the day. These points can be critical support and resistance levels for that day. Pivot levels are only broad indicators and not necessarily our view on the stock or index.

Bulk deals

Date	Scrip name	Institution	B/S	Qty ('000)	Avg price (Rs)
16-Jan	HDIL	Goldman Sachs Inv.	B	2,202	121
16-Jan	TTK Prestige Ltd.	Fidelity Inv.	B	66	3,703
15-Jan	Kirloskar Ferro	Icici Pru.	S	4,100	30
11-Jan	Kiri Ind.	Ifci Ltd.	S	322	13
10-Jan	Arshiya Int.	Swiss Fin Corp	S	390	78
10-Jan	Innoventive Ind	Idfc Mf	B	1,543	135
7-Jan	HSIL	Hpc (Mauritius)	S	5,417	125
4-Jan	GSFC	Hdfc Trustee	B	2,430	69
31-Dec	Jindal Saw Limited	Morgan Stanley	B	6,743	126
28-Dec	S. Kumars	Idbi	S	1,500	13

Insider trades

Date	Company	Name	B/S	Qty ('000)
27-Dec	Biocon Ltd	K Mazumdar	S	41
28-Dec	Arvind Ltd	Aura Sec Pvt Ltd	B	300
21-Dec	UltraTech Cem	Turquoise Inv.	S	133
21-Dec	M&M	M&M Emp. Stock	S	51
18-Dec	Tata Motors Ltd	Tata Ind.	S	495
18-Dec	Aanjaneya Life	Dr Vishwanath	B	25
21-Dec	JP Assoc.	P K Jain	S	20
19-Dec	Sun Pharma	Sailesh T Desai	S	6
19-Dec	Reliance Power	AAA Projects	S	81,557
14-Dec	Tata Motors	Tata Sons	S	488

FII's trades

Scrip name	Volume ('000)	Price (Rs)	Prem/Disc (%)
Pantaloon	0	259	5.3
South Ind. Bank	0	29	3.9
PNB	110	917	3.7
Indusind. Bank	0	441	2.6
Grasim	3	3,160	3.2

ADR/GDR

	Latest (US\$)	Price % chg	% Prem/Disc
Dr. Reddys	35.3	0.8	(0.0)
HDFC Bk	39.6	(3.0)	9.4
ICICI Bk	44.4	(1.4)	2.8
ITC	5.2	(0.1)	(0.1)
Infosys	51.3	0.6	1.4
Ranbaxy	9.2	2.8	1.3
Reliance	31.7	1.6	0.6
Wipro	9.7	(1.5)	25.9
SBI	91.2	(3.7)	2.5
Tata Motors	29.9	(1.4)	2.3
Sterlite	8.6	0.0	1.1
L&T	28.5	(0.4)	0.8

- Long unwinding was seen in Nifty and Bank Nifty Future which shed 0.94mn & 0.14mn shares in open interest.
- On options side, maximum open interest for Nifty January call is at 6,200 strike, while for the put is at 5,900 strike.
- Call buying was seen in Nifty 6,100 strike January which added ~0.87mn shares in open interest.
- Put unwinding was visible at Nifty January 6,000 strike which added ~1.08mn shares in open interest.
- Short addition was seen in Capital Goods and Metals, while long unwinding was witnessed in Telecom and FMCG sector.

Stocks in Ban period: KTKBank, Suzlon, IVRCLInfra, PunjLlyod, HDIL.

Strategies

- Long Ranbaxy January Future** above Rs498 for the Target price of Rs510 with a Stop loss placed at Rs492.
Lot size: 500
Remarks: Net maximum profit of Rs6,000 and net maximum loss of Rs3,000.

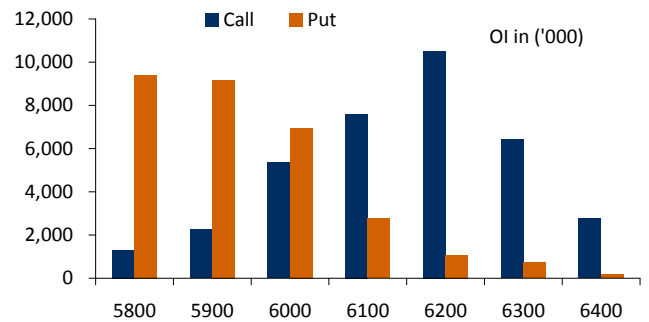
Nifty snapshot

	Current	% Chg
Near month price	6,019	(1.0)
Near month Pre/Disc	17.4	(29.6)
Mid month price	6,060	(1.0)
Mid month Pre/Disc	58.6	(9.0)
OI* ('000)	16,247	(5.5)
Volume ('000)	9,691	0.1
PCR (OI)	1.1	(3.0)
PCR (Vol)	1.0	2.8
Roll-over (%)	10.6	7.2
VIX	14.0	3.0

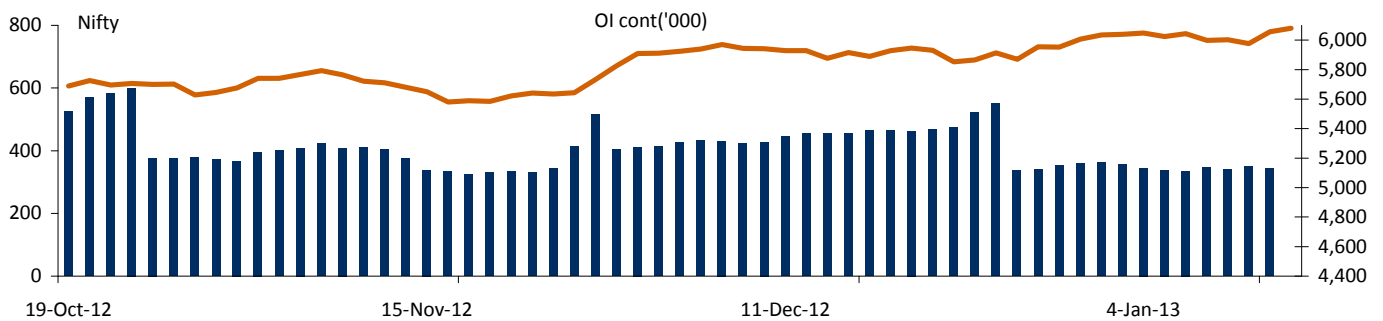
FII derivative data

(Rs cr)	Buy	Sell	Net	Contracts	OI % chg
Index Futures	1,145	1,489	(343)	(4,663)	(2)
Index Option	16,097	14,635	1,462	65,052	4
Stock Futures	1,836	1,641	196	(1,660)	(0)
Stock Options	2,110	2,215	(105)	3,491	3

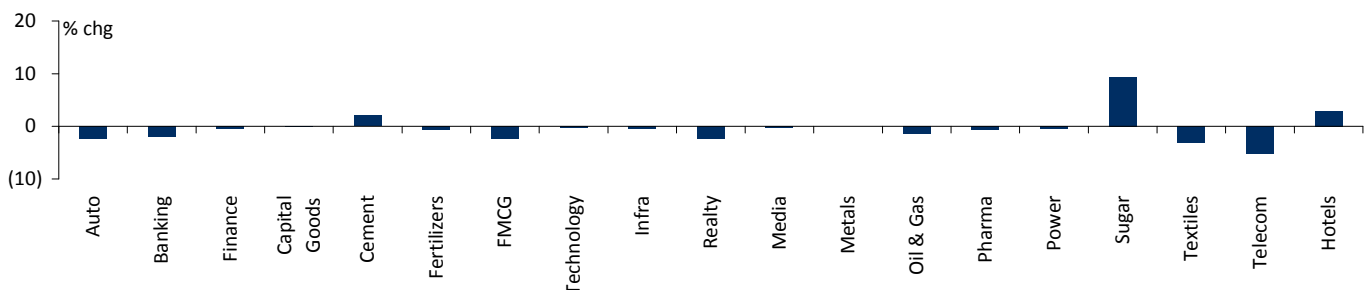
Nifty strikes open interest



Nifty open interest chart



Sector-wise OI



Futures open interest gainers

Scrip	OI ('000)	% change	CMP (Rs)	% change	Volume ('000)	% change	Prem/Disc (Rs)
Hcltech	3,278	19.9	676	1.4	2,651	85.2	(2.3)
Sesagoa	10,800	12.6	192	(1.6)	5,630	74.6	(1.1)
Zeel	6,324	11.6	224	(3.3)	3,994	(3.6)	(1.2)
Renuka	61,512	9.4	31	(3.3)	15,640	151.0	(0.1)
Hdil	30,524	7.5	120	0.6	83,500	142.3	(0.0)
Ibrealst	34,148	7.4	79	(2.5)	32,976	298.8	(0.6)
Sunpharma	3,377	6.3	723	(1.5)	723	42.9	(4.0)
M&M	3,436	5.8	905	(3.0)	2,372	54.1	(4.6)
Voltas	13,826	5.6	103	(2.2)	5,634	162.0	(0.5)
Centurytex	6,678	4.5	414	(3.8)	2,627	(17.4)	(1.6)
Colpal	248	3.8	1,475	(0.3)	81	(36.7)	(10.2)

Futures open interest losers

Scrip	OI ('000)	% change	CMP (Rs)	% change	Volume ('000)	% change	Prem/Disc (Rs)
Syndibank	6,640	(17.1)	140	(3.7)	8,560	21.5	0.1
Orientbank	2,032	(11.1)	340	(2.3)	1,193	(24.0)	0.0
Ashokley	18,225	(9.9)	27	0.6	5,877	(34.8)	(0.1)
Dif	17,527	(9.9)	249	(1.7)	21,243	(1.5)	(0.0)
Bankbaroda	1,760	(8.7)	876	(0.7)	783	(23.4)	(2.6)
Cesc	2,591	(7.6)	317	(1.1)	788	(48.0)	0.4
Axisbank	3,544	(7.6)	1,410	(1.4)	3,535	(53.5)	(0.5)
Abirlanuvo	1,633	(7.2)	1,153	(0.7)	911	30.1	(0.5)
Idea	12,256	(7.0)	118	(4.1)	12,760	(47.6)	(0.6)
Albk	6,396	(6.7)	182	(3.0)	4,346	(32.5)	(0.2)
Titan	5,262	(6.6)	277	(0.1)	2,557	18.5	(0.1)

Most active stock calls

Scrip	Strike	Expiry	OI ('000)	% change	CMP(Rs)
Reliance	860	Jan	1,243	(6.7)	19
Reliance	880	Jan	1,020	52.8	11
Sbin	2500	Jan	645	39.6	31
Tcs	1400	Jan	1,460	(6.5)	8
Reliance	900	Jan	839	(4.4)	7
Tcs	1350	Jan	713	(5.7)	23
Sbin	2600	Jan	607	9.2	11
Sbin	2550	Jan	409	22.6	19
Bajaj-Auto	2200	Jan	144	72.6	9
Yesbank	540	Jan	1,386	133.3	4

Most active nifty calls

Strike	Expiry	OI ('000)	% change	CMP(Rs)
6100	Jan	6,420	15.8	26
6000	Jan	4,444	11.8	67
6200	Jan	8,611	1.8	9
6300	Jan	5,003	(10.8)	3
5900	Jan	1,674	4.5	135
6400	Jan	1,412	(6.0)	1
6200	Feb	1,903	4.4	48
6100	Feb	1,181	(4.1)	84
6300	Feb	1,427	4.4	25
6400	Feb	1,343	10.9	12

Most active stock puts

Scrip	Strike	Expiry	OI ('000)	% change	CMP(Rs)
Infy	2700	Jan	792	(23.0)	18
Infy	2600	Jan	1,390	(12.9)	6
Reliance	840	Jan	742	(2.2)	9
Tcs	1300	Jan	558	(16.2)	8
Sbin	2400	Jan	450	5.1	38
Sbin	2500	Jan	178	(23.4)	93
Infy	2800	Jan	430	(29.7)	54
Sbin	2450	Jan	246	(1.0)	62
Tatamotors	320	Jan	1,218	(27.3)	7
Infy	2650	Jan	365	(30.6)	10

Most active nifty puts

Strike	Expiry	OI ('000)	% change	CMP(Rs)
6000	Jan	5,910	(15.5)	53
5900	Jan	7,801	(4.7)	22
6100	Jan	1,874	(11.4)	108
5800	Jan	7,469	1.6	8
5700	Jan	5,126	5.1	4
5600	Jan	3,259	0.0	2
6200	Jan	646	(16.6)	188
6000	Feb	1,054	17.4	82
5800	Feb	1,931	3.0	31
5500	Jan	4,042	1.8	2

*OI= Open Interest

Long unwinding was seen in Sensex future which added 1845cont, while short addition was seen in BSE100 future which added 12,450cont in open interest.

On option front, Sensex 20,200 call which added 85,575cont in open interest has seen buying, while put buying was seen at 19,400 strike which added 55,185cont in open interest.

Market summary

(Rs Lacs)	Cont Traded	No. of Trades	Turnover	OI (Cont)
Index Future	5,391	3,387	16,460	31,679
Index Option (Call)	2,11,834	7,384	6,61,539.95	35,219
Index Option (Put)	5,25,388	13,257	15,53,996.69	28,689
Equity Future	1,385	273	4,400	23
Equity Option (Call)	64	7	266	437
Equity Option (Put)	613	71	1,787	2,235

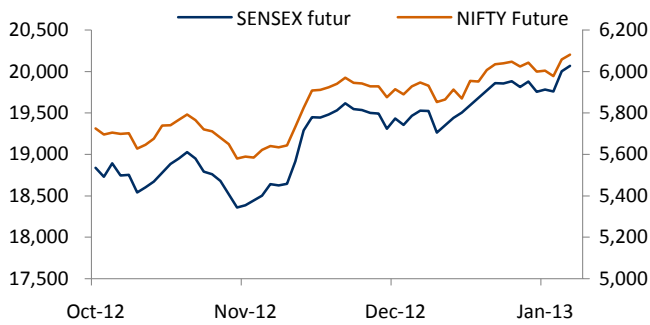
BSE Derivatives snapshot

	Current	% Chg
Sensex future price	19,875	(1.0)
Sensex future Pre/Disc	57.4	0.3
BSE100 Future price	6,094	(1.0)
BSE100 Future Pre/Disc	20.7	0.3
BSE100 Future OI* ('Cont)	15,589	1.6
Bse100 Future Vol ('Cont)	4,444	(6.4)

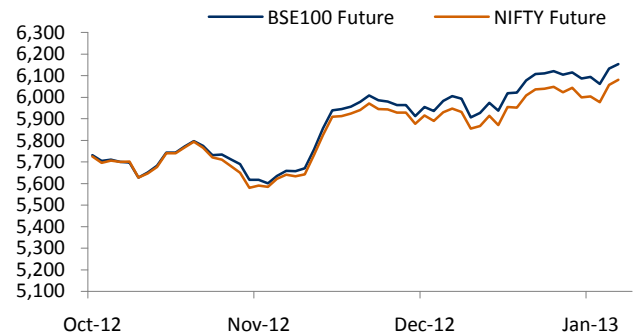
FII derivative data

(Rs Lakhs)	Buy	Sell	Net	OI (Cont)	OI Value
Index Futures	0	0	0	0	0
Index Option	0	0	0	7,008	20,994
Stock Futures	0	0	0	0	0
Stock Options	0	0	0	0	0

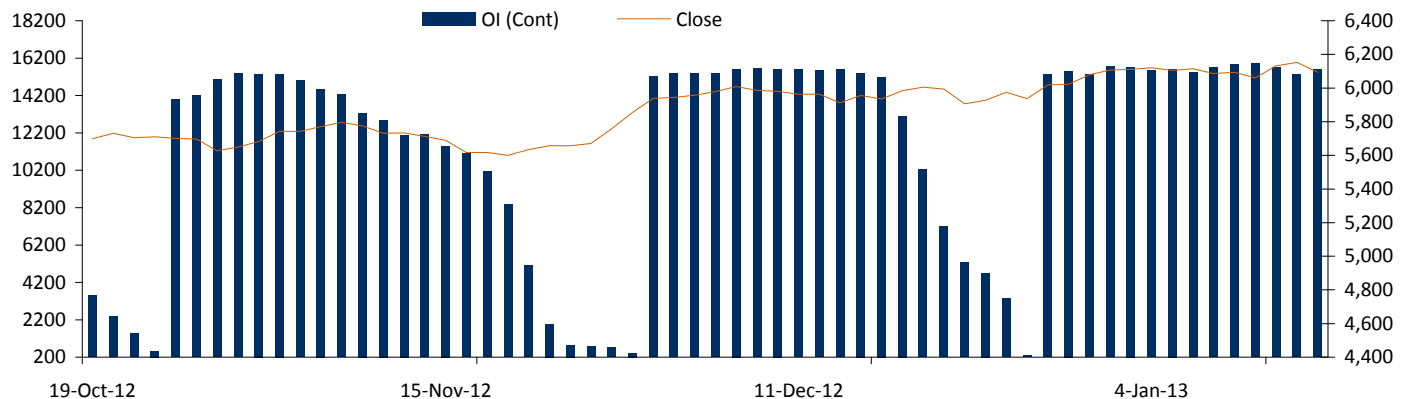
Sensex Fut vs NIFTY Fut



BSE100 Fut vs NIFTY Fut



BSE100 Futures



Fund focus
UTI Opportunities Fund
Invest

Fund manager	Anoop Bhaskar	Min investment	Rs5,000
Latest NAV	Rs32.5	Entry load	Nil
NAV 52 high/low	Rs32.5/24.8	Exit load	1% before 1 year
Latest AUM	Rs 3,494cr	Benchmark	BSE 100
Class	Equity – diversified	Asset allocation	Equity (92%), Cash (8%)
Options	Growth & dividend	Expense ratio	1.94%

Top Recommended Funds
(Absolute returns (in %) are based on previous close)

Equity – Diversified/Largecap	Assets (Rs Cr)	NAV (Rs)	1wk	1mth	3mth	6mth	1yr	2yr	3yr	5yr
Birla SL Frontline Equity Fund(G)	3,020	102.3	0.94	4.23	10.44	22.40	34.19	15.74	24.96	28.49
IIFL Dividend Opp Index Fund(G)	25	11.9	(0.78)	4.51	8.06	15.91				
UTI Opportunities Fund(G)	3,494	32.5	0.03	1.50	5.18	14.53	24.69	19.33	32.75	35.80

Equity – Midcap

HDFC Mid-Cap Opp Fund (G)	2,300	59.5	0.39	5.52	10.31	18.63	38.92	21.62	39.67	64.92
ICICI Pru Discovery(G)	2,621	19.0	0.02	3.80	7.05	15.82	34.59	23.46	47.97	46.26
IDFC Sterling Equity Fund (G)	1,305	22.4	0.07	4.60	9.30	19.63	42.13	24.67	40.46	

Equity – Tax saving

Fidelity Tax Advantage (G)	783	19.4	0.62	3.53	10.50	21.16	37.62	12.76	24.33	5.03
HDFC Tax Saver (G)	3,488	251.7	1.15	5.23	8.21	15.78	24.85	8.24	23.73	24.78
ICICI Prudential Tax Plan (G)	1,468	162.9	0.59	4.42	9.67	19.55	32.18	15.75	30.14	27.28

Hybrid

DSP-BR Balanced Fund (G)	649	73.4	(0.29)	2.69	7.23	13.88	22.37	11.97	20.83	27.78
HDFC Prudence Fund (G)	6,262	246.4	0.49	4.31	7.22	14.40	26.53	17.79	37.83	52.61
ICICI Pru Balanced Fund (G)	381	57.5	1.16	4.20	9.10	18.69	30.01	26.69	41.25	23.01

Debt – Money market

Birla SL Savings-Ret(G)	6,129	213.5	0.18	0.79	2.09	4.41	9.54	19.39	25.81	44.23
Reliance Money Manager (G)	12,061	129.1	0.15	0.72	1.97	4.11	8.92	18.17	24.25	
UTI Treasury Advantage-Reg (G)	4,579	14.7	0.16	0.78	2.11	4.51	9.73	19.66	26.40	46.00

Debt – Floating rate

ICICI Pru Floating Rate -B (G)	1,693	187.8	0.15	0.72	1.91	4.02	8.75	17.69	23.74	41.11
Kotak Floater LTP (G)	4,235	18.4	0.17	0.81	2.19	4.70	9.69	19.81	26.78	46.26
Tata Floater Fund (G)	3,970	1,726.8	0.17	0.80	2.16	4.53	9.68	19.86	26.94	46.66

NFO Update

	Open	Close	Type	Category
HDFC FMP 372D January 2013 (2)	15-Jan	21-Jan	CE	Debt - FMP
ICICI Pru FMP Series 65 505 Days Plan J	11-Jan	22-Jan	CE	Debt - FMP
Sundaram Fixed Term Plan- DC	18-Jan	22-Jan	CE	Debt - FMP

#OE: Open Ended, CE: Close Ended

Recent Actions

- ✧ Reliance Banking Fund declares dividend. The quantum of dividend will be Rs 4 per unit. The record date has been fixed as January 18, 2013.
- ✧ DSP BlackRock Top 100 Equity Fund declares dividend. The quantum of dividend will be Rs 0.50 per unit. The record date has been fixed as January 18, 2013
- ✧ Franklin India Taxshield Fund declares dividend. The quantum of dividend will be Rs 2 per unit. The record date has been fixed as January 18, 2013
- ✧ ICICI Pru Midcap Fund B declares dividend. The quantum of dividend will be Rs 2 per unit. The record date has been fixed as January 18, 2013.
- ✧ Birla Sun Life FTP Series EE declares dividend. The quantum of dividend shall be Re 0.01 per unit. The record date has been fixed as January 17, 2013.

Disclaimer: Mutual Fund is subject to market risk, please read the offer document carefully before investing.

Fund focus			Invest
IIFL NIFTY ETF			Invest
Fund manager	Manish Bandi	Options	Growth
Latest NAV	Rs612.8	Min investment	1 unit
NAV 52 week high/low	Rs600/437	Benchmark	S&P CNX NIFTY
Latest AUM	Rs19.9 cr	Downside risk	0.37%
Bloomberg code	IIFLNFT IN	Tracking error	1.48%
Type	Open-ended	Expense ratio	0.25%
Class	Equity ETF	Exit load	0%

Top Recommended ETFs

Scheme Name	AUM (Rs cr)	Bloomberg Code	Latest NAV(Rs)	Absolute (%)						SI*	SI* Benchmark Name
				1 mth	3 mth	6 mth	1 yr	2 yr	3 yr		
Category: Equity Exchange Traded Funds											
IIFL Nifty ETF	19	IIFLNFT IN	612.8	3.0	6.6	16.3	26.1	0.0	0.0	-	S&P CNX Nifty
GS Nifty BeES	556	NBEES IN	614.1	3.0	6.6	16.2	23.7	7.5	16.6	-	S&P CNX Nifty
Kotak Nifty ETF	80	KONIFTY IN	621.9	3.0	6.6	16.2	25.8	9.2	0.0	-	S&P CNX Nifty
MOST Shares M50 - MOS ETF	81	MOSTM50 IN	84.3	3.3	7.0	16.3	28.6	4.1	0.0	-	S&P CNX Nifty
Motilal Oswal MOST Shares Midcap 100 ETF	86	MOST100 IN	8.9	3.8	9.3	17.1	31.6	0.0	0.0	-	CNX Midcap
GS Junior BeES	81	JBEES IN	127.4	5.5	13.0	24.1	39.6	12.9	18.5	-	CNX Nifty Junior
Motilal Oswal MOST Shares NASDAQ-100 ETF	58	MOSTNDX IN	148.5	3.0	3.8	4.7	21.0	0.0	0.0	-	Nasdaq-100
Category: Gold Exchange Traded Funds											
GS Gold BeES	3,068	GBEES IN	2,915.7	(0.9)	(1.5)	3.8	10.7	47.9	76.1	-	Gold-India
Reliance Gold ETF	2,778	REGOLD IN	2,850.4	(0.9)	(1.5)	3.9	10.7	48.7	77.1	-	Gold-India
Kotak GOLD ETF	1,113	KOGOLD IN	2,926.7	(0.9)	(1.5)	3.9	10.6	48.5	76.9	-	Gold-India
HDFC Gold ETF	621	HDFC GOLD IN	2,986.3	(0.9)	(1.5)	3.8	10.6	48.2	0.0	-	Gold-India
ICICI Pru Gold ETF	171	ICPGOLD IN	3,005.1	(0.9)	(1.5)	3.9	10.6	47.8	0.0	-	Gold-India
SBI Gold ETF	1,125	SGETS IN	2,987.7	(0.9)	(1.5)	3.9	10.8	48.8	77.3	-	Gold-India
UTI Gold ETF	678	UTI GOL IN	2,928.8	(0.9)	(1.5)	3.9	10.7	48.6	77.0	-	Gold-India
Category: Liquid											
GS Liquid BeES	424	LBEES IN	1,000.0	0.5	1.5	2.9	6.0	12.5	17.0	-	Crisil Liquid Fund Index
Category: Banking ETF											
Kotak PSU Bank ETF	11	KOPSUBIN	411.1	7.7	13.6	16.5	33.3	(1.7)	21.5	0.0	CNX PSU Bank
Reliance Banking ETF	11	RBETF IN	1,346.3	3.4	12.3	21.1	44.5	26.0	48.3	0.0	CNX Bank

* Since Inception

Calculation as on 15th January, 2013

About ETFs

ETFs are essentially index funds that are listed on an exchange and track the price performance of the target index closely. The ETF trading value is based on the net asset value (NAV) of the underlying stocks in the target index. E.g, a Nifty ETF will look to replicate CNX Nifty returns.

ETFs are popular world over with nearly 60% of trading volumes on the American Stock Exchange (AMEX) captured by all types of ETFs. At the end of June 2011, the global ETF industry comprised 2,825 ETFs from 146 providers on 49 exchanges around the world with total assets of US\$1.49 trillion.

ETF advantages

- ✧ Diversification benefit - In case of Nifty ETF, you own the complete basket of 50 stocks and remain diversified.
- ✧ Low cost of investment - The passive investment style with low turnover helps keep costs low. ETFs are known to have among the lowest expense ratios compared to others schemes.

House Recommendations

The large cap Buys and Sells are relative outperformer and underperformer bets vis-à-vis the Nifty respectively. Reduce portfolio weight in stocks with Sell rating. Midcap Buys are based on absolute return expectations.

Top Large-cap Buys

Stock	Sector	Sector View*	CMP (Rs)	M-Cap (Rs bn)
Maruti	Automobiles	Underweight	1,493	431.4
United Spirits	Breweries	Overweight	1,792	234.4
HDFC Bank	Financials	Equalweight	661	1,564.1
ICICI Bank	Financials	Equalweight	1,180	1,356.6
ACC	Cement	Overweight	1,385	259.9
ITC	FMCG	Equalweight	284	2,237.4
Wipro	IT	Equalweight	420	1,034.1
Hindalco Inds	Metals	Equalweight	123	236.3
Cairn India	Oil & Gas	Equalweight	336	641.9
Dr Reddy's	Pharmaceuticals	Overweight	1,930	327.6
Wockhardt	Pharmaceuticals	Overweight	1,681	184.1

Source: India Infoline Research

* Relative to Nifty composition

Best Mid-cap Buys

Stock	Sector	CMP (Rs)	M-Cap (Rs bn)
Apollo Tyres	Automobiles	88	44.6
ING Vysya	Financials	570	87.4
LIC Housing Fin	Financials	280	141.2
JK Lakshmi	Cement	140	17.1
GCPL	FMCG	735	250.0
Financial Technologies	IT	1,133	52.2
Petronet LNG	Oil & Gas	162	121.5
Aurobindo Pharma	Pharmaceuticals	188	54.9
Cox & Kings	Others	133	18.1
Talwalkars	Others	184	4.8

Source: India Infoline Research

Monday	Tuesday	Wednesday	Thursday	Friday	Saturday
	January 01	January 02 India Dec Markit manufacturing PMI	January 03 US : Unemployment claims, Total vechile sales and FOMC meeting minutes	January 04 India Dec Markit service PMI	January 05
January 07	January 08	January 09 Indusind Bank – Q3 FY13	January 10	January 11 Infy – Q3 FY13	January 12 India _ CPI Dec
January 14 India -IIP Nov, Monthly wholesale price Dec	January 15 Axis Bank, Den Network, DCB, Bajaj Fln – Q3 FY13	January 16 Bajaj Auto, SIB, Yes Bank – Q3 FY13	January 17 Exide Ind, Hero Moto, Federal Bank., HCL Tech– Q3 FY13	January 18 HDFC Bank, Wipro, Hindustan zinc, Mindtree, Reliance, IDBI – Q3 FY13	January 19 Bhushan Steel, Ultratech – Q3 FY13
January 21	January 22	January 23	January 24	January 25	January 26
January 28	January 29 India - RBI policy meet	January 30	January 31 India - Fiscal deficit dec		

Blue: Economic data, Black: results

After receiving two reputed awards for being the 'Best Broker' in 2011, IIFL has now bagged the Best Broking House with Global Presence in 2012.

'Best Equity Broker of the Year' – Bloomberg UTV, 2011

IIFL was awarded the 'Best Equity Broker of the Year' at the recently held Bloomberg UTV Financial Leadership Award, 2011. The award presented by the Hon'ble Finance Minister of India, Shri Pranab Mukherjee. The Bloomberg UTV Financial Leadership Awards acknowledge the extraordinary contribution of India's financial leaders and visionaries from January 2010 to January 2011.

'Best Broker in India' – Finance Asia, 2011

IIFL has been awarded the 'Best Broker in India' by Finance Asia. The award is the result of Finance Asia's annual quest for the best financial services firms across Asia, which culminated in the Country Awards 2011

Other awards



Recommendation parameters for fundamental reports:

Buy – Absolute return of over +10%

Market Performer – Absolute return between -10% to +10%

Sell – Absolute return below -10%

Published in 2013. © India Infoline Ltd 2013

This report is for the personal information of the authorised recipient and is not for public distribution and should not be reproduced or redistributed without prior permission.

The information provided in the document is from publicly available data and other sources, which we believe, are reliable. Efforts are made to try and ensure accuracy of data however, India Infoline and/or any of its affiliates and/or employees shall not be liable for loss or damage that may arise from use of this document. India Infoline and/or any of its affiliates and/or employees may or may not hold positions in any of the securities mentioned in the document.

The report also includes analysis and views expressed by our research team. The report is purely for information purposes and does not construe to be investment recommendation/advice or an offer or solicitation of an offer to buy/sell any securities. The opinions expressed are our current opinions as of the date appearing in the material and may be subject to change from time to time without notice.

Investors should not solely rely on the information contained in this document and must make investment decisions based on their own investment objectives, risk profile and financial position. The recipients of this material should take their own professional advice before acting on this information.

India Infoline and/or its affiliate companies may deal in the securities mentioned herein as a broker or for any other transaction as a Market Maker, Investment Advisor, etc. to the issuer company or its connected persons.

This report is published by IIFL 'India Private Clients' research desk. IIFL has other business units with independent research teams separated by 'Chinese walls' catering to different sets of customers having varying objectives, risk profiles, investment horizon, etc and therefore, may at times have, different and contrary views on stocks, sectors and markets.

This report is not directed or intended for distribution to, or use by, any person or entity who is a citizen or resident of or located in any locality, state, country or other jurisdiction, where such distribution, publication, availability or use would be contrary to local law, regulation or which would subject IIFL and affiliates to any registration or licensing requirement within such jurisdiction. The securities described herein may or may not be eligible for sale in all jurisdictions or to certain category of investors. Persons in whose possession this document may come are required to inform themselves of and to observe such restriction.

IIFL, IIFL Centre, Kamala City, Senapati Bapat Marg, Lower Parel (W), Mumbai 400 013.

For Research related queries, write to: Amar Ambani, Head of Research at amar@indiainfoline.com or research@indiainfoline.com

For Sales and Account related information, write to customer care: info@5pmail.com or call on 91-22 4007 1000