



Punter's Call

Resistance around 2900

After a sharp run-up on Friday the Nifty failed to sustain above the channel resistance around the 2900 level (see chart). Any intra-day/near term bounce will face resistance round the upper end of the channel. On the downside the index could test the recent low of 2680. A break below 2680 could see the Nifty decline towards 2550. On the upside there are resistances at 2900 and 2930. Any intra-day or near term bounce should face stiff resistance around 2900 and 2930.

Tata Steel faces a resistance at Rs461 and it has a support at Rs410. Ranbaxy should find support around Rs340 and on a break below Rs340 it could test Rs310. The stock faces a resistance at Rs390. ACC faces a resistance at Rs755 and on the downside it could test Rs680.

Market Breadth






	BSE	NSE
Advances	773	413
Declines	1,599	805
Unchanged	53	20



Short Term Trend

	Target	Trend	Reversal	Support/Resistance
Short term (Nifty)	2680	↓	Up above 2907	2684 / 2906






Icon guide

 Up	 Down	 Sideways	 Downswing matures	 Upswing matures
--	--	--	--	---

Medium Term Trend

	Target	Trend	Reversal	Support/Resistance
Medium term (Nifty)	2550	↓	Sideways above 2930	2620 / 2935

Icon guide

 Up	 Down	 Sideways	 Downswing matures	 Upswing matures
--	--	--	--	---

Trendy Levels

Sensex		Nifty	
Support	Resistance	Support	Resistance
9330	9695	2720	2820
9200	9860	2680	2875
9020	10050	2540	2910
20DSMA	40DEMA	20DSMA	40DEMA
10540	10848	3113	3211
BSE Sensex: 9476		Nifty: 2777	

Day Trader's HIT List

For June 13, 2006

Scrip Name	Support Levels		Close (Rs)	Resistance Levels		Action
	S1	S2		R2	R1	
NIFTY Futures	2610	2660	2690	2725	2780	Go long above R2. Go short below S2.
ACC	680	690	716	725	735	Go short with a stop above R2.
Century	280	290	304	315	325	Go short with a stop above R2.
Hindalco	138	144	153	160	165	Go short with a stop above R2.
Infosys	2680	2735	2775	2790	2885	Go long above R2. Go short below S2.
M & M	525	540	557	565	610	Go long above R2. Go short below S2.
Maruti	730	740	751	765	790	Buy above R2.
MTNL	135	142	148	160	165	Buy above R2.
ONGC	935	945	979	990	1020	Go short with a stop above R2.
Reliance	865	890	903	915	940	Go long above R2. Go short below S2.
Reliance Capital	368	375	381	392	402	Go short with a stop above R2.
Satyam	585	592	610	622	630	Go short with a stop above R2.
SBI	722	735	745	760	772	Buy with a stop below S2.
TCS	1575	1620	1638	1648	1680	Go long above R2. Go short below S2.
Tisco	402	419	427	435	455	Go long above R2. Go short below S2.
Tata Motors	705	718	727	740	765	Buy above R2.
Ranbaxy	330	340	360	375	385	Go short with a stop above R2.
VSNL	312	328	337	345	365	Go long above R2. Go short below S2.
Titan	540	570	581	590	625	Go long above R2. Go short below S2.
Wipro	400	415	422	430	448	Go long above R2. Go short below S2.
RCVL	188	195	207	215	225	Go short with a stop above R2.

*Note: Closing price of Nifty futures is last traded price of Nifty futures on NSE

For Private Circulation only

[Home](#)

Disclaimer

"This document has been prepared by Sharekhan Ltd. (SHAREKHAN). This Document is subject to changes without prior notice and is intended only for the person or entity to which it is addressed to and may contain confidential and/or privileged material and is not for any type of circulation. Any review, retransmission, or any other use is prohibited. Kindly note that this document does not constitute an offer or solicitation for the purchase or sale of any financial instrument or as an official confirmation of any transaction.

Though disseminated to all the customers simultaneously, not all customers may receive this report at the same time. SHAREKHAN will not treat recipients as customers by virtue of their receiving this report.

The information contained herein is from publicly available data or other sources believed to be reliable. While we would endeavour to update the information herein on reasonable basis, SHAREKHAN, its subsidiaries and associated companies, their directors and employees ("SHAREKHAN and affiliates") are under no obligation to update or keep the information current. Also, there may be regulatory, compliance, or other reasons that may prevent SHAREKHAN and affiliates from doing so. We do not represent that information contained herein is accurate or complete and it should not be relied upon as such. This document is prepared for assistance only and is not intended to be and must not alone be taken as the basis for an investment decision. The user assumes the entire risk of any use made of this information. Each recipient of this document should make such investigations as it deems necessary to arrive at an independent evaluation of an investment in the securities of companies referred to in this document (including the merits and risks involved), and should consult its own advisors to determine the merits and risks of such an investment. The investment discussed or views expressed may not be suitable for all investors. We do not undertake to advise you as to any change of our views. Affiliates of Sharekhan may have issued other reports that are inconsistent with and reach different conclusion from the information presented in this report.

This report is not directed or intended for distribution to, or use by, any person or entity who is a citizen or resident of or located in any locality, state, country or other jurisdiction, where such distribution, publication, availability or use would be contrary to law, regulation or which would subject SHAREKHAN and affiliates to any registration or licensing requirement within such jurisdiction. The securities described herein may or may not be eligible for sale in all jurisdictions or to certain category of investors. Persons in whose possession this document may come are required to inform themselves of and to observe such restriction.

SHAREKHAN & affiliates may have used the information set forth herein before publication and may have positions in, may from time to time purchase or sell or may be materially interested in any of the securities mentioned or related securities. SHAREKHAN may from time to time solicit from, or perform investment banking, or other services for, any company mentioned herein. Without limiting any of the foregoing, in no event shall SHAREKHAN, any of its affiliates or any third party involved in, or related to, computing or compiling the information have any liability for any damages of any kind. Any comments or statements made herein are those of the analyst and do not necessarily reflect those of SHAREKHAN."