

DERIVATIVE STRATEGY | DAILY



OUR REPORTS

Fundamental

Company Report
Sector Report
Theme Based Report

Daily & Weekly

Fundamental Market Update
Technical Market Update
Derivative Market Update

Fortnightly

Banking Sector Report
Currency Report

Monthly

India Strategy Report
IIP Report
Auto Sector Update
Cement Sector Update
Metal Sector Update
Telecom Sector Update
Insurance and Mutual Fund Report
Inflation Report
Exports-Imports Report

Quarterly

India and Global Strategy Report
India Economy Report

Others

Event Based Report
RBI Monetary Review Report
Annual Budget Review Report

11th January, 2011

Vinit Pagaria, ACA, FRM

E-mail: vpagaria@microsec.in

ANALYSIS OF FUTURES & OPTIONS MARKET

Nifty (5762.85)

JANUARY FUTURE

Price: 5766.30 (-2.50%)

Premium: 3.45

Open Int: 1129900 (-0%)

FEBRUARY FUTURE

Price: 5796.65 (-2.47%)

Premium: 33.80

Open Int: 1144600 (+16%)

NIFTY DAILY CHART



Trading Calls

◆ Long Power Finance Corporation Future

Buy Jan Future @ Rs 288/- Target: Rs 314/- SL: Rs 274/- Lot Size: 1000

◆ Long Jindal Steel & Power Put option

Buy Jan 700 Put option @ Rs 25/- Target: Rs 48/- Lot Size: 500

HIGHLIGHTS

- ⇒ Nifty continued to slide further and closed the day lower by 2.40%. Support for Nifty exists at the current level but a closing below 5700 could be disastrous in the medium term. However, in the event of Nifty taking this support, it is likely to move higher to 5850 followed by 5930
- ⇒ Nifty Call options of strike 5800 added 67767 lots to open interest while Put options of strike 5600 had the maximum build up of 38737 lots
- ⇒ Nifty Put Call ratio fell further to 0.97 with the total open interest in Call options at 1,400,866 lots and that in Put options at 1,362,094 lots
- ⇒ Federal Bank, Power Finance Corporation and ACC appear relatively strong while Wipro Ltd, TCS, BHEL, Jindal Steel & Power, Onmobile Global, Balrampur Chini Mills, Patel Engineering and GAIL Ltd appear weak
- ⇒ Volatility Index rose by 11.23% from 20.82 to 23.16

**NIFTY
PIVOT POINTS**

S2	S1	PIVOT	R1	R2
5637	5700	5804	5866	5970

OPTION STRATEGY

Scrip/Index: **JINDAL STEEL & POWER**

Strategy: Long Put option

Current Price of Underlying: Rs 689.55 Lot Size: 500

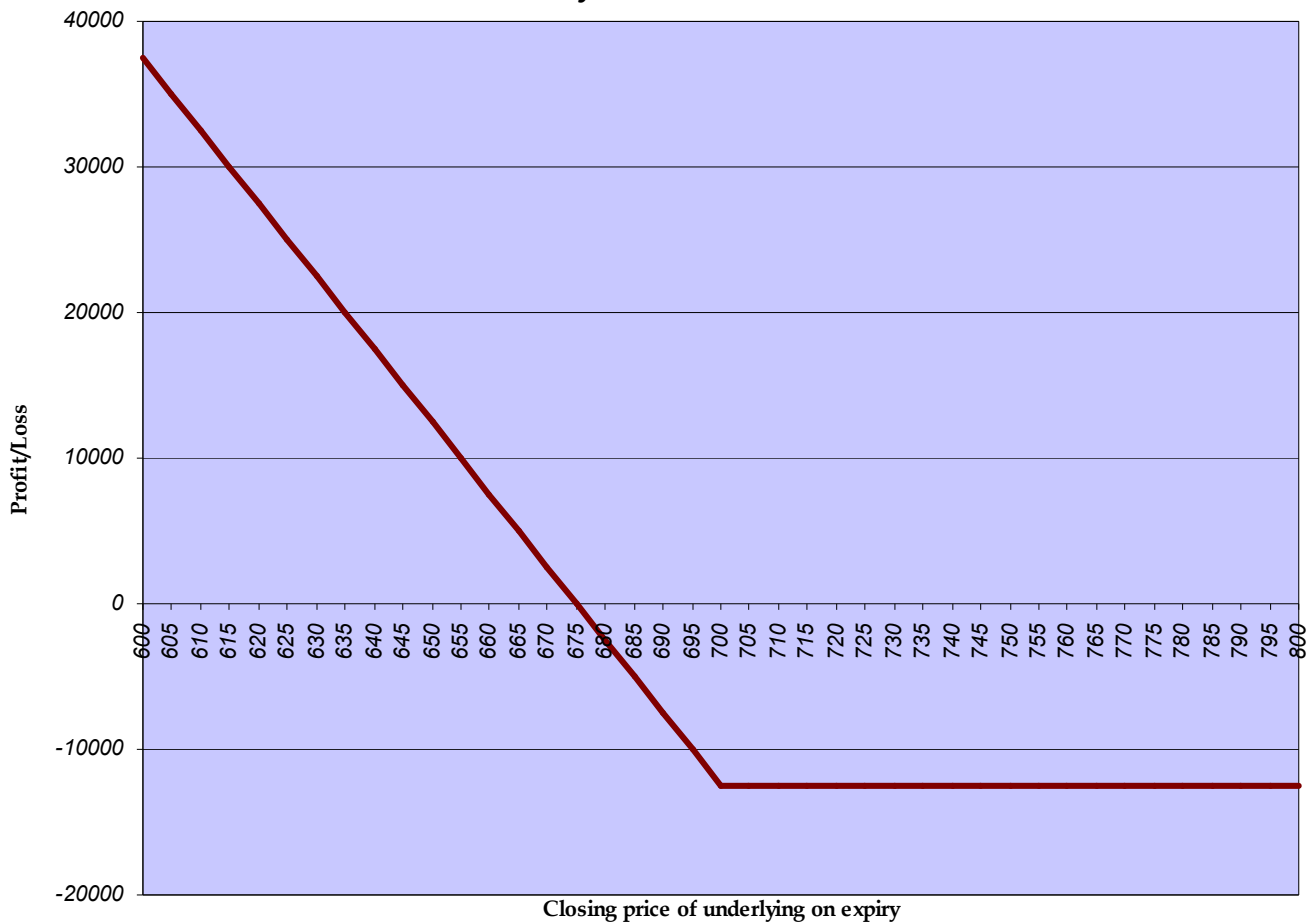
Buy Jan 700 Put option @ Rs 25/-

Profitable when closing price is below Rs 675/- on expiry

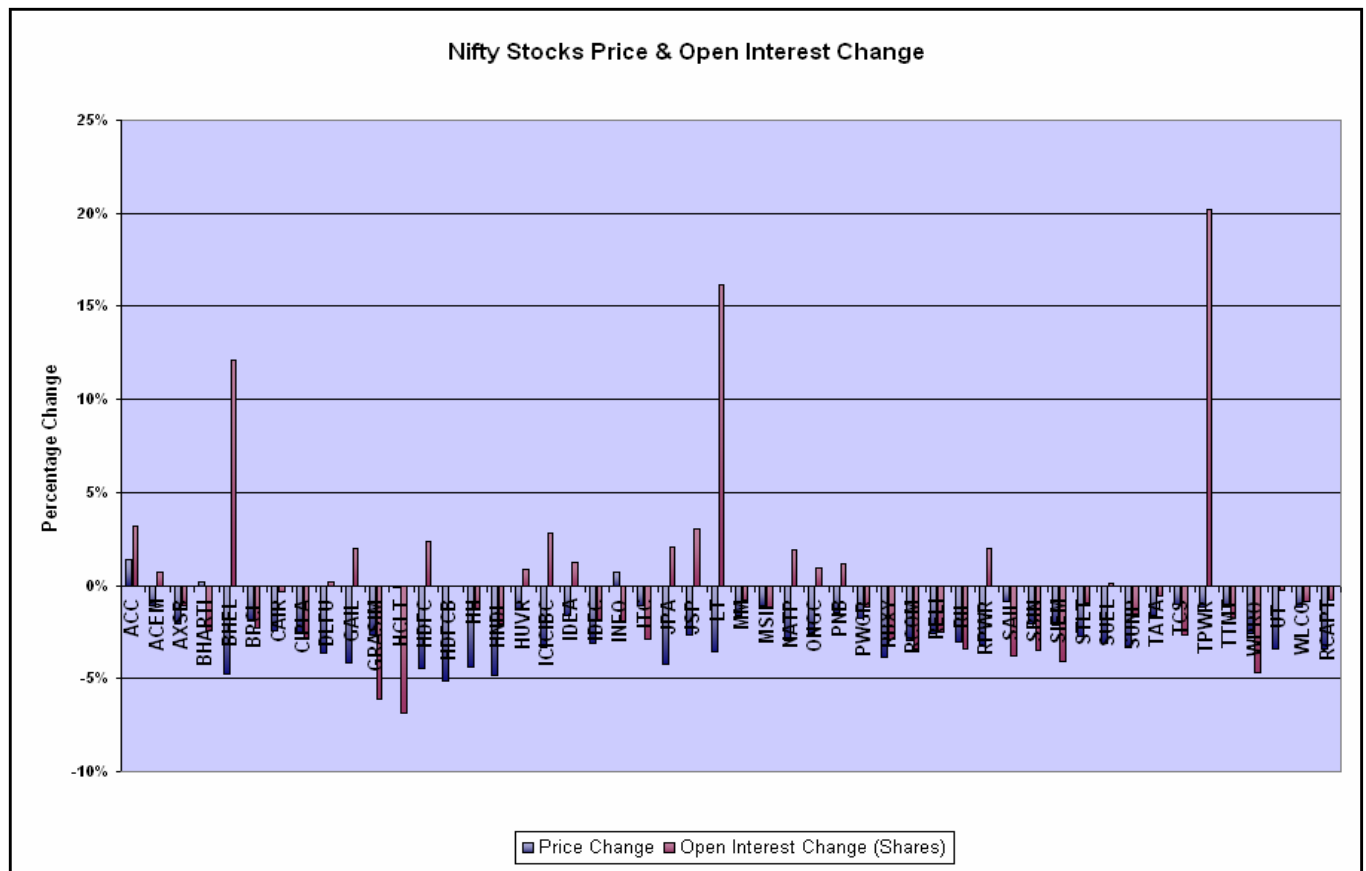
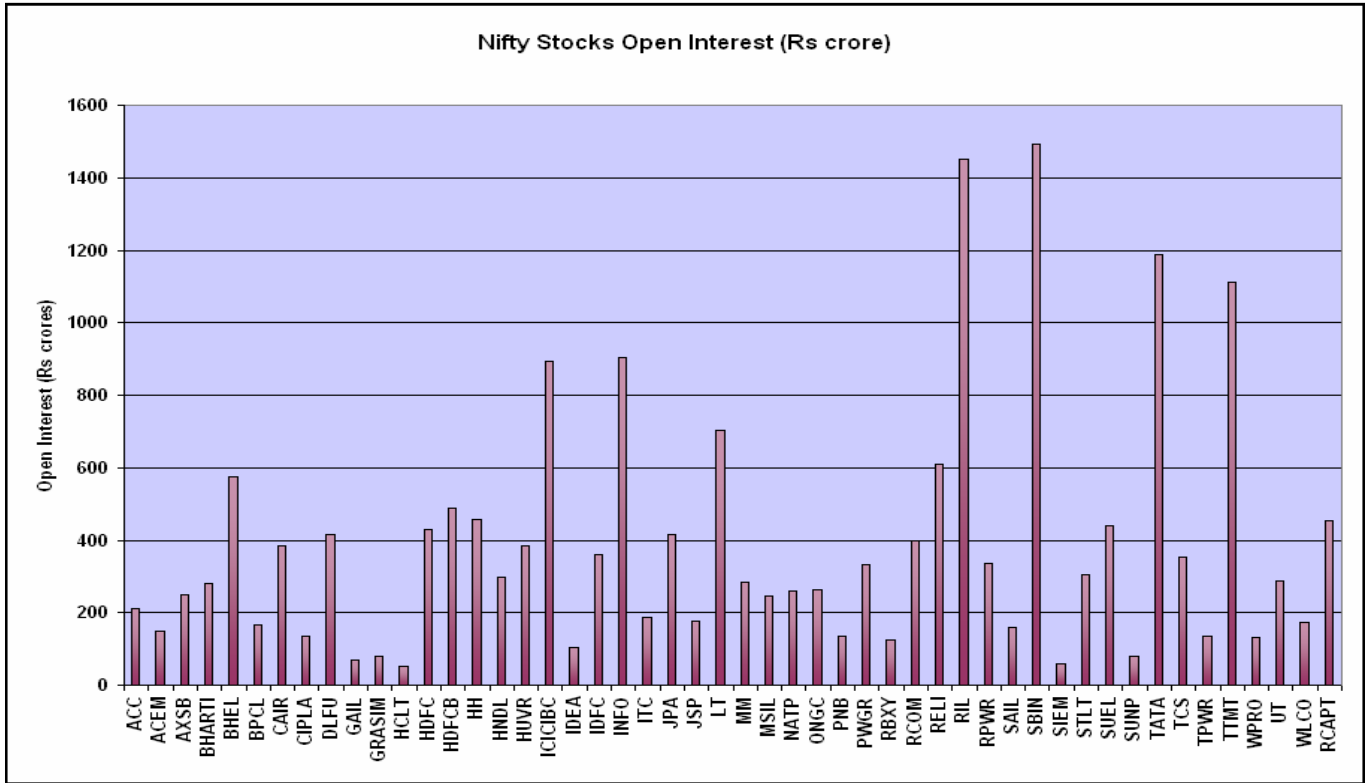
Maximum Potential Profit: Unlimited Maximum Possible Loss: Rs 12,500/-

Time to Expiry: 17 days

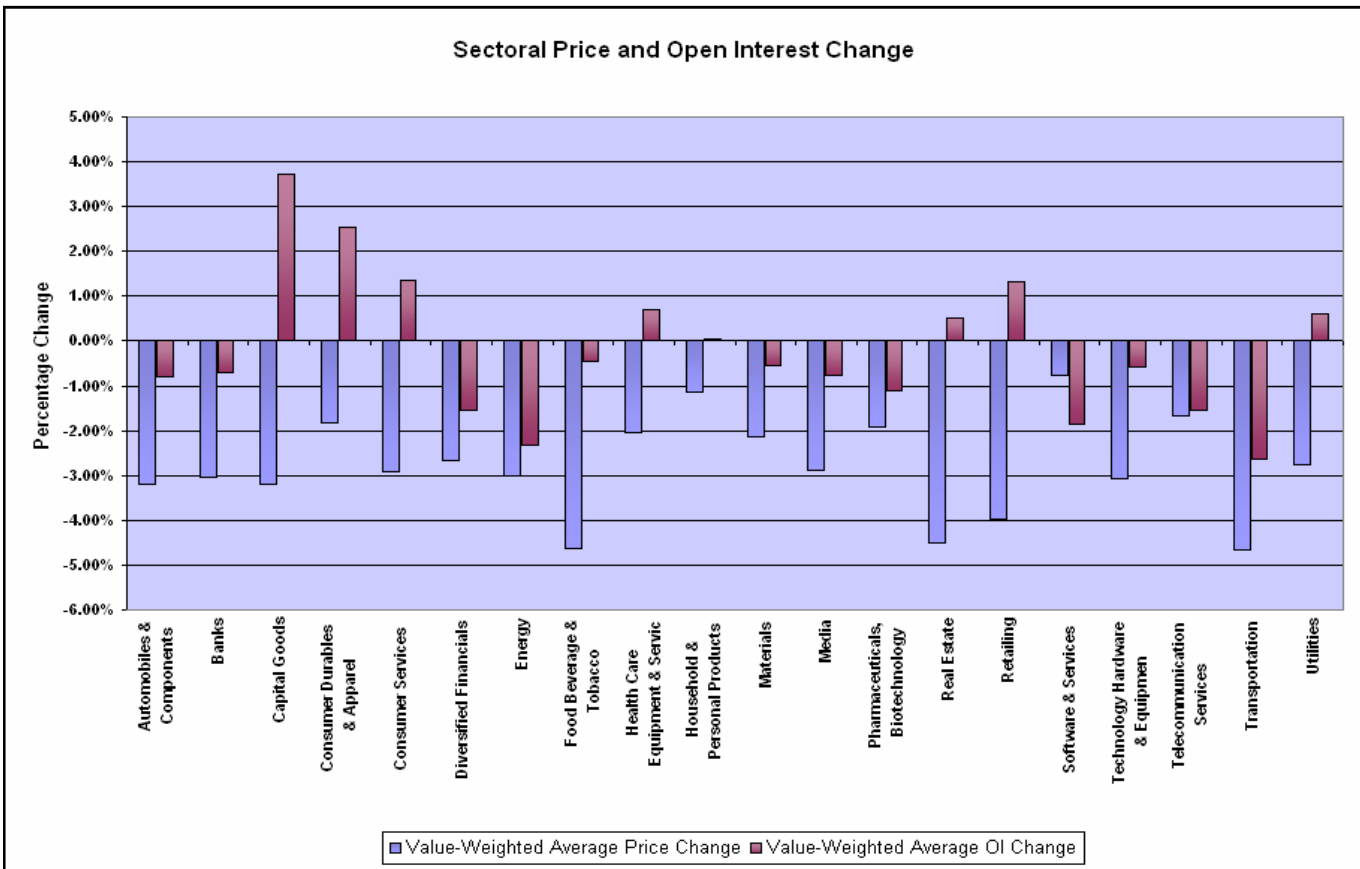
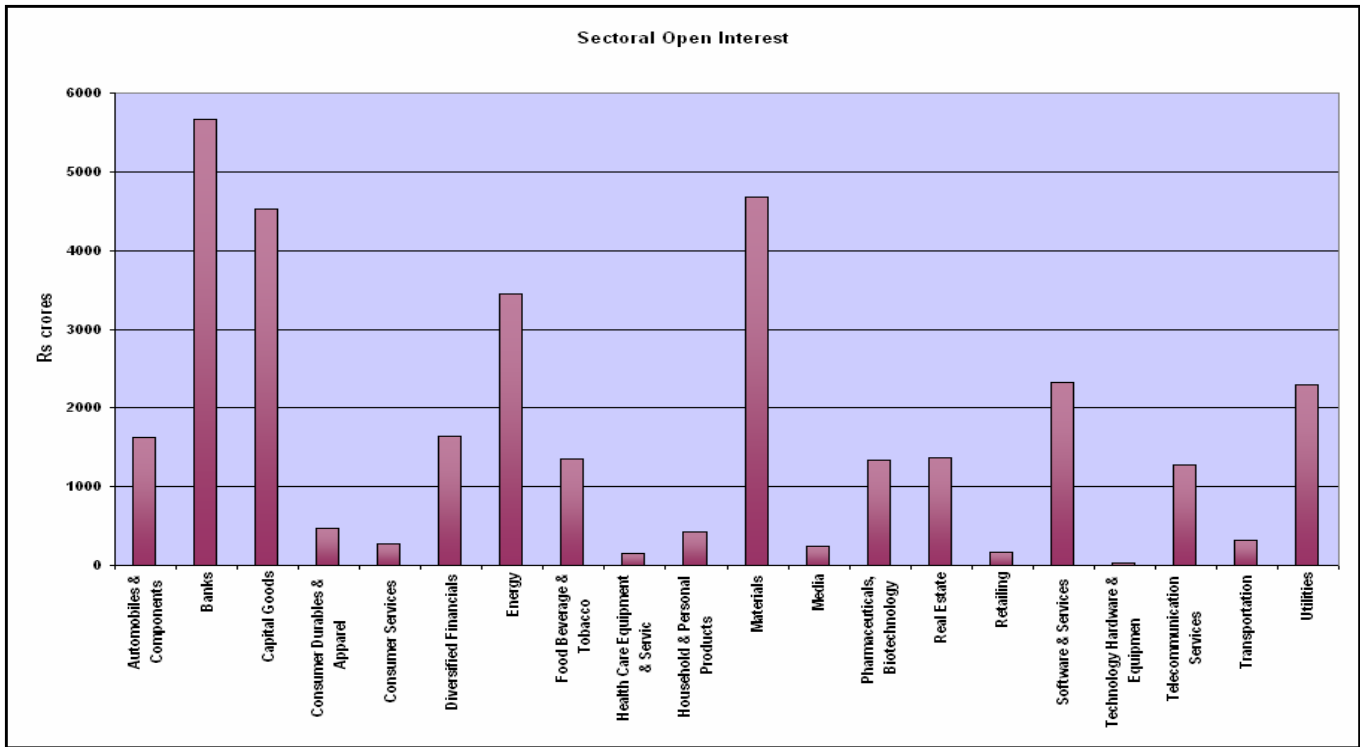
Pay-off Chart



STOCK FUTURES - NIFTY STOCKS



STOCK FUTURES - SECTORAL ANALYSIS



TOP PRICE GAINERS (STOCKS)

Scrip	Lot Size	Spot price	% Change
ACC Ltd	250	1016.10	1.38
Dabur India	2000	101.45	1.30
Patni Computers	500	464.10	0.80
Ultratech Cement	250	995.45	0.78
Infosys	125	3395.75	0.74

TOP PRICE LOSERS (STOCKS)

Scrip	Lot Size	Spot Price	% Change
Praj Industries	4000	76.25	(7.74)
HDIL	1000	169.60	(7.68)
Sintex Industries	2000	165.80	(7.17)
United Spirits	250	1269.75	(7.02)
Adani Enterprises	500	584.55	(6.93)

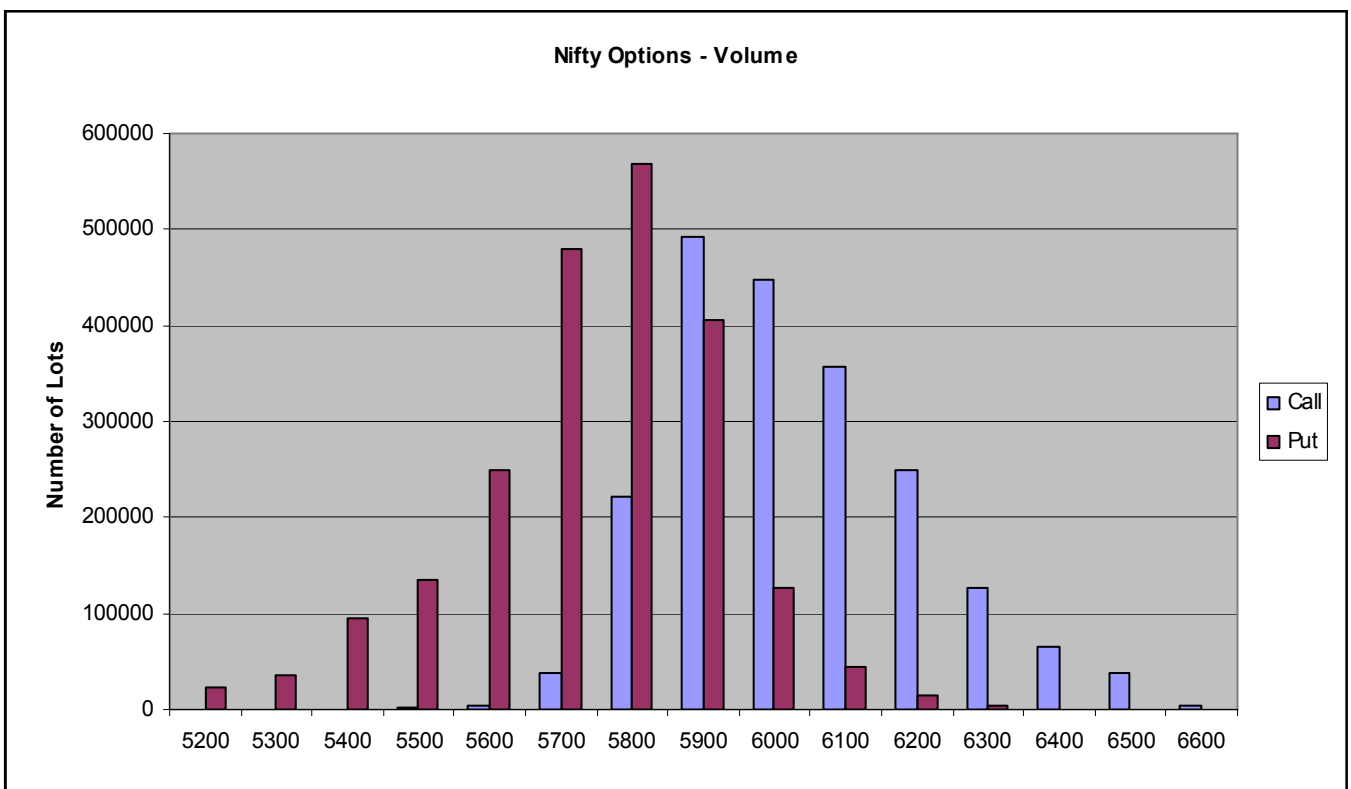
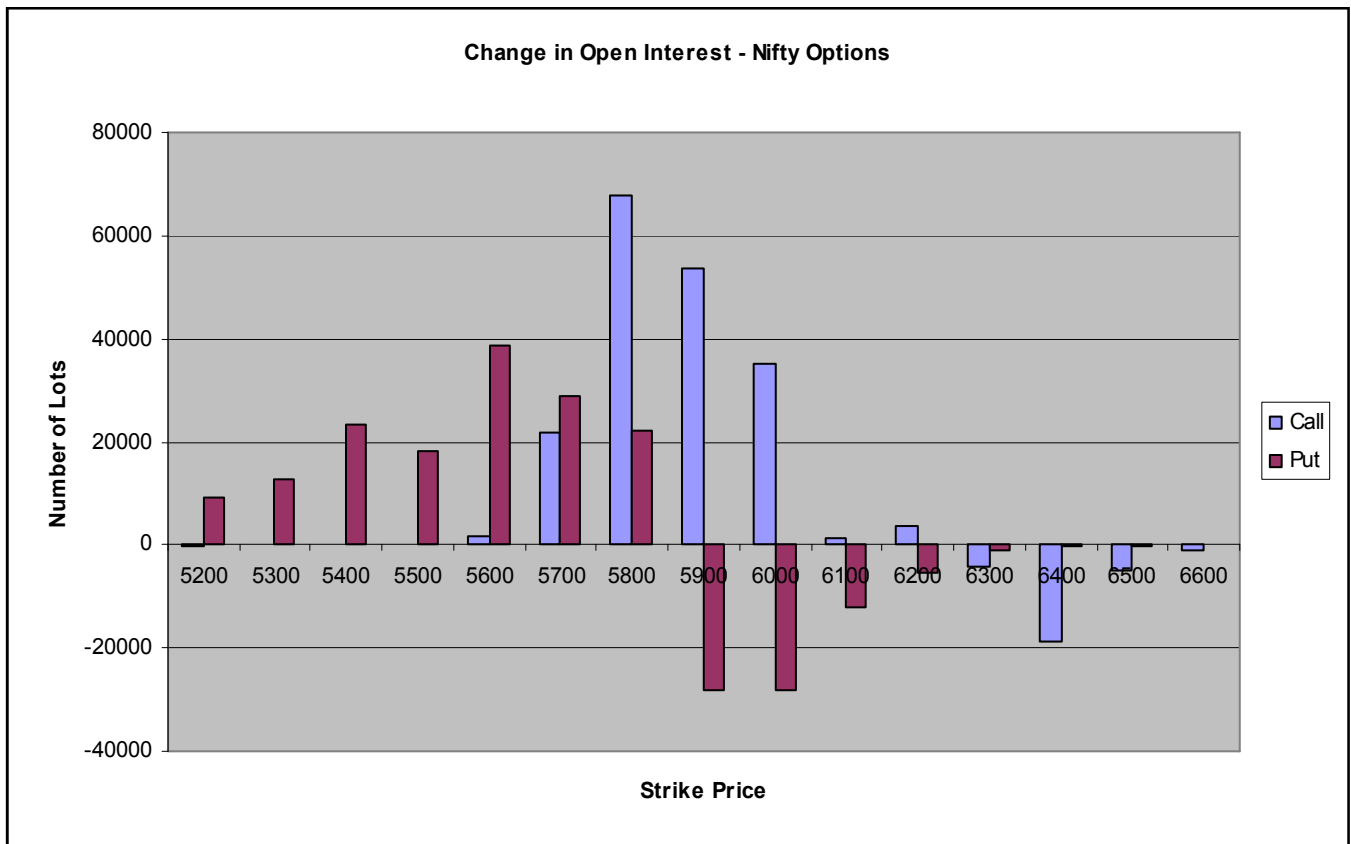
SIGNIFICANT OPEN INTEREST ADDITIONS (STOCKS)

Contract	Price	% Change	Volume Spot	% Change	Open Interest	Absolute Change	% Change
Tata Power	1372.95	(1.17)	371269	27.08	983750	165250	20.19
Larsen & Toubro	1780.75	(3.55)	1956333	50.89	3950000	549500	16.16
BHEL	2182.10	(4.72)	899101	99.07	2634875	284625	12.11
Sintex Industries	165.80	(7.17)	2647955	268.45	2790000	256000	10.10
JSW Steel	985.80	(4.29)	1886936	3.31	3276000	229500	7.53
Videocon Industries	210.35	(0.92)	296501	(20.90)	9227000	621000	7.22

SIGNIFICANT OPEN INTEREST REDUCTIONS (STOCKS)

Contract	Price	% Change	Volume Spot	% Change	Open Interest	Absolute Change	% Change
Petronet LNG	120.95	(0.86)	1952273	16.16	4098000	(480000)	(10.48)
TVS Motor	61.40	(2.92)	595876	44.36	7452000	(844000)	(10.17)
MAX India	141.80	(0.18)	452978	211.67	1210000	(128000)	(9.57)
Bata India	371.40	(3.86)	365531	(70.79)	398000	(42000)	(9.55)
Alstom Projects	667.65	(4.04)	176328	38.14	867000	(40000)	(8.82)

OPTIONS ANALYSIS



MOST ACTIVE FUTURE CONTRACTS

Name	Expiry Date	Number of Contracts	Price	Open Interest	Value of Underlying
NIFTY FUTURE	27 JAN 11	666713	5757.00	23185750	5762.85
SBIN FUTURE	27 JAN 11	43417	2547.05	5847875	2537.30
TATA MOTORS FUTURE	27 JAN 11	35680	1174.90	10009500	1176.05
TATA STEEL FUTURE	27 JAN 11	29526	647.00	18107000	647.00
ICICI BANK FUTURE	27 JAN 11	30113	1016.85	9004500	1012.05
INFOSYSTCH FUTURE	27 JAN 11	17570	3391.10	2706625	3387.50

MOST ACTIVE NIFTY OPTION CONTRACTS

Contract	Price (Premium)	Volume (No. of Lots)	Open Interest	Delta	Gamma	Theta	Vega
JAN PE 5800	132.00	542984	8178300	(0.3694)	0.0004	0.2423	18.4183
JAN CE 5900	51.00	477645	5269350	0.5898	0.0003	1.4580	18.9530
JAN PE 5700	87.00	453033	6764900	(0.3328)	0.004	0.2688	17.7584
JAN CE 6000	28.90	423975	6686900	0.5584	0.0003	1.4397	19.2343
JAN PE 5900	196.00	383641	4758200	(0.4071)	0.004	0.2068	18.9231
JAN CE 6100	15.40	340515	8305000	0.5268	0.0003	1.4152	19.3991

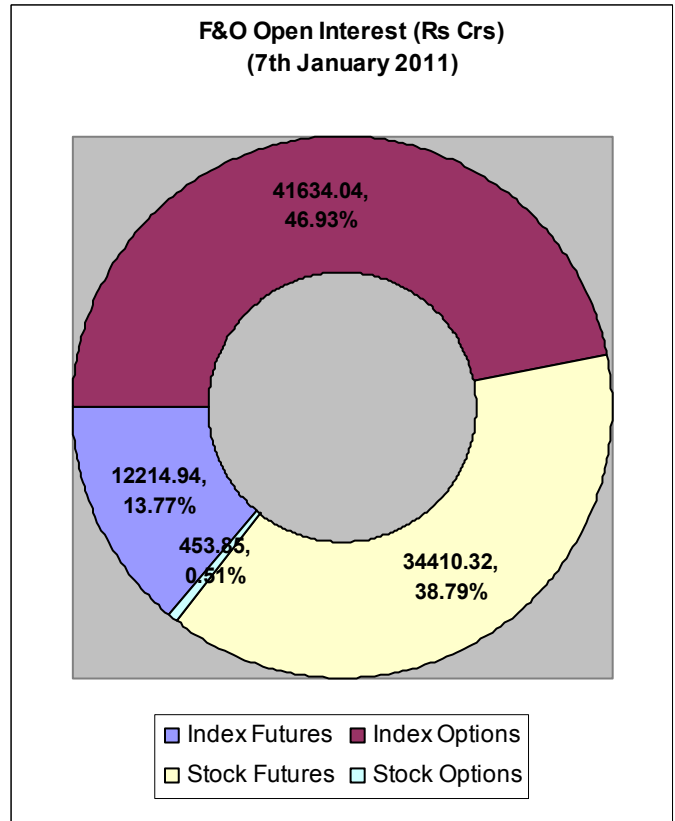
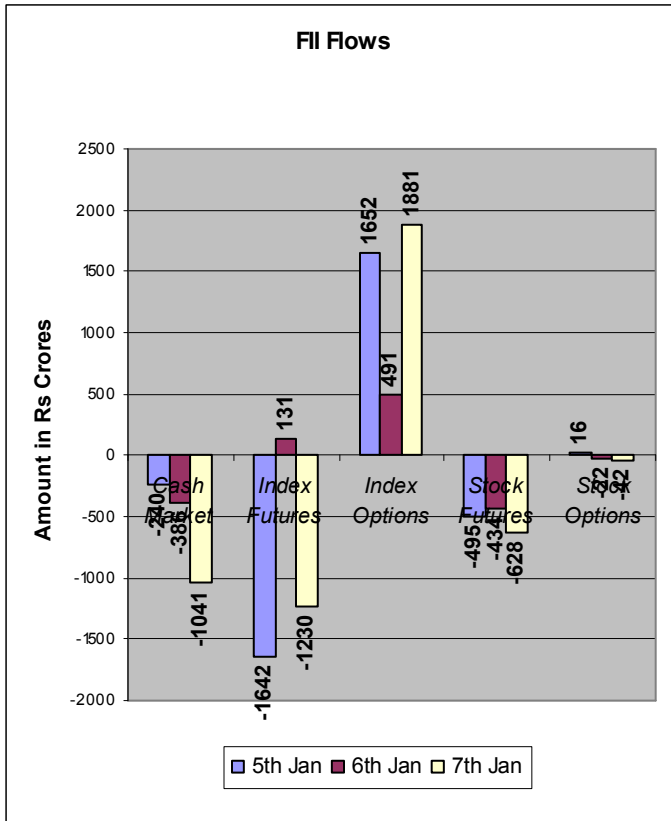
MOST ACTIVE STOCK CALLS (VALUE)

Name & Month	Strike	No. of contracts	Price
SBIN Jan	2700	3280	29.70
Tata Motors Jan	1200	3172	30.00
Tata Steel Jan	680	2754	8.65
Reliance Jan	1100	3199	4.30
ICICI Bank Jan	1100	3097	11.10

MOST ACTIVE STOCK PUTS (VALUE)

Name & Month	Strike	No. of contracts	Price
SBIN Jan	2700	3280	29.70
Tata Motors Jan	1200	3172	30.00
Tata Steel Jan	680	2754	8.65
Reliance Jan	1100	3199	4.30
ICICI Bank Jan	1000	3097	11.10

FII ACTIVITY



* Source: www.nseindia.com (FII trades done on Exchanges)

FOR PRIVATE CIRCULATION ONLY

Disclaimer

The trading ideas discussed or recommended in this report may not be suitable for all investors. Investors should use this research as one input into formulating an investment opinion. Additional inputs should include, but are not limited to, the review of other. This is not an offer (or solicitation of an offer) to buy/sell the securities/instruments mentioned or an official confirmation. Microsec Capital Limited is not responsible for any error or inaccuracy or for any losses suffered on account of information contained in this report. This report does not purport to be offer for purchase and sale of share/ units. We and our affiliates, officers, directors, and employees, including persons involved in the preparation or issuance of this material may: (a) from time to time, have long or short positions in, and buy or sell the securities thereof, of company (ies) mentioned herein or (b) be engaged in any other transaction involving such securities and earn brokerage or other compensation discussed herein or act as advisor or lender or borrower to such company (ies) or have other potential conflict of interest with respect to any recommendation and related information and opinions. The same persons may have acted upon the information contained here. No part of this material may be duplicated in any form and/or redistributed without Microsec Capital Limited' prior written consent.