



Punter's Call

### Volatility to continue

The Nifty opened on a positive note and traded amid high volatility throughout the session. It ended the day above the 3950-resistance level. In the short term the index is likely to trade amid high volatility and it faces a stiff resistance at its all-time high around 3975. A break above 3975 should see the upmove continue and the Nifty should target 4020. It is better to be cautious at higher levels around 3975, as intra-day profit booking could take place. The index should find support at the 3945 level. On the downside on a break below 3945 the next support is at the 10-DMA at 3925. As long as the index closes above the 10-DMA at 3925, the bias is up.

Infosys is likely to test Rs2,240 and it has a support at Rs2,150. Tata Steel appears weak and could target Rs440. The stock faces a resistance at Rs485. Reliance Industries is trading in the Rs1,240-1,275 range and on a break above Rs1,275 the next resistance is at Rs1,290.

Market Breadth





	BSE	NSE
Advances	1,225	524
Declines	1,337	811
Unchanged	66	36



### Short Term Trend

	Target	Trend	Reversal	Support/Resistance
Short term (Nifty)	3985	↑	Down below 3925	3945 / 3975





#### Icon guide

 Up	 Down	 Downswing matures	 Upswing matures
--	--	---	---

### Medium Term Trend

	Target	Trend	Reversal	Support/Resistance
Medium term (Nifty)	4040	↑	Down below 3737	3870 / 4000

#### Icon guide

 Up	 Down	 Downswing matures	 Upswing matures
--	--	---	---

### SENSE the indEX

Date	Recommendation	Stop Loss/ Reversal (Intra-day)	Stop Loss/ Reversal (Closing)	Buy Price	Closing Price	Potential % P/L at CMP	Targets
28-11-06	SENSEX spot	13387	-	13587	13696	1%	13987
28-11-06	NIFTY spot	3848	-	3915	3954	1%	4035

## Smart Charts > Open Long Calls

Date	Recommendation	Stop Loss/ Reversal (Intra-day)	Stop Loss/ Reversal (Closing)	Buy Price	Closing Price	Potential % P/L at CMP	Targets
29-11-06	ICICI Bank	-	824.4	870.0	871.5	0%	989
28-11-06	Asahi India	-	114.8	126.5	133.2	5%	150
28-11-06	Reliance Industries	-	1,194.7	1,259.0	1,245.0	-1%	1,419
27-11-06	FCS Software	-	Stopped out	113.3	92.2	-19%	159
24-11-06	TVS Motors	-	92.7	101.0	97.9	-3%	128.7
21-11-06	Tata Motors	-	793.4	818.0	809.4	-1%	868
21-11-06	TCS	-	1,094.8	1,141.0	1,191.9	4%	1,249
21-11-06	Repro India	-	94.8	103.5	108.8	5%	150
15-11-06	Gwalior Chemicals	-	84.0	91.5	85.8	-6%	105-110
15-11-06	Indian Hotels	-	144.4	156.0	151.2	-3%	190-200
08-11-06	Welspun Gujarat	-	64.8	77.3	85.7	11%	105-115
06-11-06	Hindustan Oil Exploration	-	93.4	101.0	94.8	-6%	130-140
06-11-06	Andhra Bank	-	84.4	94.6	89.5	-5%	115-120
06-11-06	Alstom Projects	412.4	-	462.0	427.3	-8%	580-600
09-10-06	TV Today	-	69.4	77.0	74.1	-4%	90-92
09-10-06	Fedders Lloyd	-	106.7	128.0	130.9	2%	165-170
09-10-06	Clutch Auto	-	114.4	127.5	133.5	5%	150-155
09-10-06	CEAT	-	115.4	133.0	126.9	-5%	170
18-09-06	Finolex Industries	-	84.4	99.4	91.6	-8%	129-135

## Momentum Calls > Open Long Calls

For the short term—1 to 5 days

Stock	Product type	Action date	Stop loss	Closing Price	Target 1	Target 2
McDowell	Cash / Future	30-11-06	778.4	803.0	828	850
Maruti	Cash / Future	29-11-06	909.7	925.0	947	967

NOTE: Kindly note that all stop losses in Momentum Calls are on an intra-day basis.

## Advantage Options

Date	Name	Expiry	Reco Price	Strike Price	CMP (Rs)	Target (Rs)	Stop Loss (Rs)
30-11-06	Buy Tata Motor Dec Call	28-Dec	23	840	23.5	48	9
29-11-06	Buy ICICI Bank Dec Call	28-Dec	28	900	30.5	115	12
28-11-06	Buy Reliance Dec Call	28-Dec	30	1290	27.0	140	12

## Trendy Levels

Sensex		Nifty	
Support	Resistance	Support	Resistance
13650	13800	3950	3975
13550	13925	3925	3990
13475	14000	3910	4020
<b>20DSMA</b>	<b>40DEMA</b>	<b>20DSMA</b>	<b>40DEMA</b>
13451	13106	3877	3783
BSE Sensex: 13696		Nifty: 3954	

## Day Trader's HIT List

For December 01, 2006

Scrip Name	Support Levels		Close (Rs)	Resistance Levels		Action
	S1	S2		R2	R1	
NIFTY Futures	3910	3940	3960	3962	3985	Go long above R2. Go short below S2.
ACC	1115	1125	1133	1145	1160	Buy with a stop below S2.
Century	630	640	647	660	666	Buy with a stop below S2.
Hindalco	165	168	173	177	185	Go short with a stop above R2.
Infosys	2125	2165	2180	2205	2220	Buy with a stop below S2.
M & M	800	815	820	825	838	Go long above R2. Go short below S2.
Maruti	906	922	925	945	950	Buy with a stop below S2.
MTNL	130	132	134	138	144	Buy with a stop below S2.
ONGC	845	858	862	870	895	Go long above R2. Go short below S2.
Reliance	1225	1240	1245	1250	1275	Go long above R2. Go short below S2.
Reliance Capital	580	590	595	598	610	Go long above R2. Go short below S2.
Satyam	440	452	459	465	475	Go long above R2. Go short below S2.
SBI	1280	1305	1314	1335	1350	Buy with a stop below S2.
TCS	1175	1190	1192	1220	1235	Buy with a stop below S2.
Tata Steel	450	458	468	474	480	Go short with a stop above R2.
Tata Motors	780	795	809	816	828	Go short with a stop above R2.
Ranbaxy	355	360	372	374	380	Go short with a stop above R2.
VSNL	410	418	427	431	436	Go short with a stop above R2.
Titan	745	752	760	775	795	Buy with a stop below S2.
Wipro	578	595	599	615	620	Buy with a stop below S2.
Rcom	420	425	429	435	440	Buy with a stop below S2.

\*Note: Closing price of Nifty futures is last traded price of Nifty futures on NSE

For Private Circulation only

[Home](#)

### Disclaimer

\*This document has been prepared by Sharekhan Ltd. (SHAREKHAN). This Document is subject to changes without prior notice and is intended only for the person or entity to which it is addressed to and may contain confidential and/or privileged material and is not for any type of circulation. Any review, retransmission, or any other use is prohibited. Kindly note that this document does not constitute an offer or solicitation for the purchase or sale of any financial instrument or as an official confirmation of any transaction.

Though disseminated to all the customers simultaneously, not all customers may receive this report at the same time. SHAREKHAN will not treat recipients as customers by virtue of their receiving this report.

The information contained herein is from publicly available data or other sources believed to be reliable. While we would endeavour to update the information herein on reasonable basis, SHAREKHAN, its subsidiaries and associated companies, their directors and employees ("SHAREKHAN and affiliates") are under no obligation to update or keep the information current. Also, there may be regulatory, compliance, or other reasons that may prevent SHAREKHAN and affiliates from doing so. We do not represent that information contained herein is accurate or complete and it should not be relied upon as such. This document is prepared for assistance only and is not intended to be and must not alone be taken as the basis for an investment decision. The user assumes the entire risk of any use made of this information. Each recipient of this document should make such investigations as it deems necessary to arrive at an independent evaluation of an investment in the securities of companies referred to in this document (including the merits and risks involved), and should consult its own advisors to determine the merits and risks of such an investment. The investment discussed or views expressed may not be suitable for all investors. We do not undertake to advise you as to any change of our views. Affiliates of Sharekhan may have issued other reports that are inconsistent with and reach different conclusion from the information presented in this report.

This report is not directed or intended for distribution to, or use by, any person or entity who is a citizen or resident of or located in any locality, state, country or other jurisdiction, where such distribution, publication, availability or use would be contrary to law, regulation or which would subject SHAREKHAN and affiliates to any registration or licensing requirement within such jurisdiction. The securities described herein may or may not be eligible for sale in all jurisdictions or to certain category of investors. Persons in whose possession this document may come are required to inform themselves of and to observe such restriction.

SHAREKHAN & affiliates may have used the information set forth herein before publication and may have positions in, may from time to time purchase or sell or may be materially interested in any of the securities mentioned or related securities. SHAREKHAN may from time to time solicit from, or perform investment banking, or other services for, any company mentioned herein. Without limiting any of the foregoing, in no event shall SHAREKHAN, any of its affiliates or any third party involved in, or related to, computing or compiling the information have any liability for any damages of any kind. Any comments or statements made herein are those of the analyst and do not necessarily reflect those of SHAREKHAN.\*