



## Punter's Call

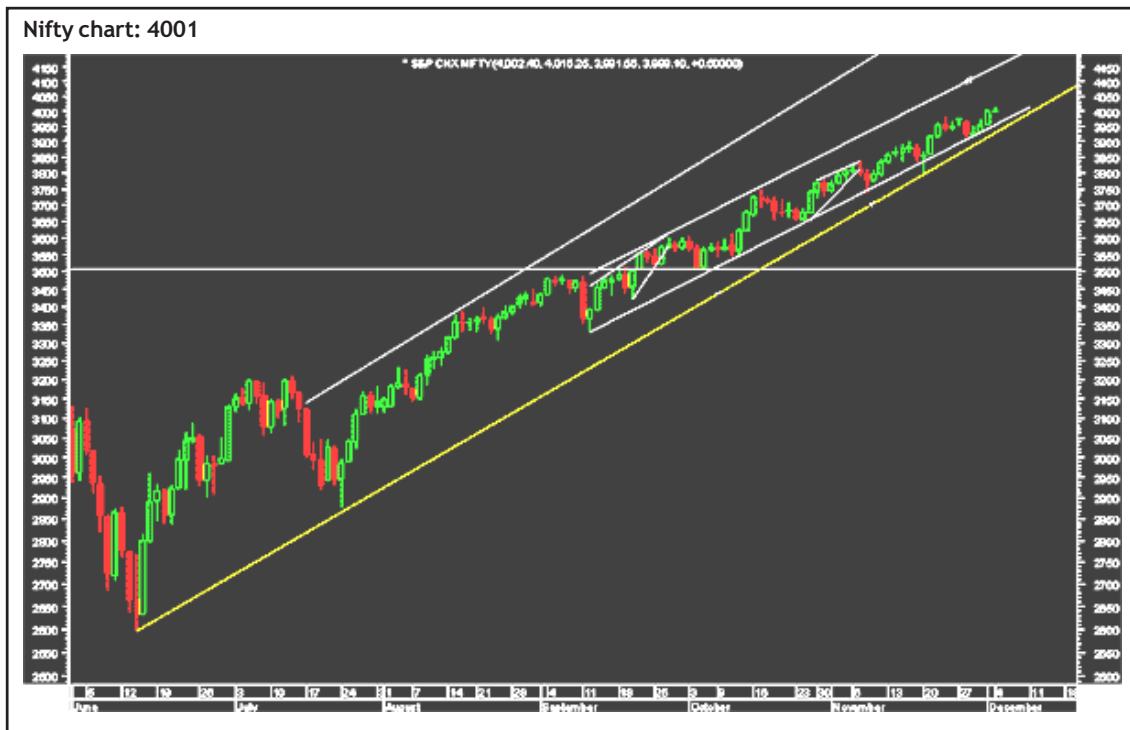
### Nifty surpasses 4000

The Nifty opened on a positive note and traded sideways for a major portion of the day. The index ended the session above the 4000 mark. In the short term the Nifty should test its short-term target of 4020 and substantial volatility is expected around this level. Intra-day profit booking is expected at higher levels as the index is in uncharted bull territory and one should be cautious at higher levels. On the downside there is a support at 3980 and on a break below 3980 the next support is at the 10-DMA at 3954. As long as the Nifty closes above the 10-DMA, the bias is up.

MTNL should test Rs142 and it has a support at Rs136. Satyam appears weak and on the downside it could test Rs445. The stock faces a resistance at Rs465. ACC is exhibiting strength and on the upside it could test Rs1,210. The stock has a support at Rs1,155.

#### Market Breadth

	BSE	NSE
Advances	1,497	723
Declines	1,080	591
Unchanged	73	29



## Short Term Trend

	Target	Trend	Reversal	Support/Resistance
Short term (Nifty)	4020	↑	Down below 3954	3975 / 4020





### Icon guide

 Up	 Down	 Downswing matures	 Upswing matures
--------------------------------------------------------------------------------------	----------------------------------------------------------------------------------------	-----------------------------------------------------------------------------------------------------	-----------------------------------------------------------------------------------------------------

## Medium Term Trend

	Target	Trend	Reversal	Support/Resistance
Medium term (Nifty)	4100	↑	Down below 3900	3930 / 4050

### Icon guide

 Up	 Down	 Downswing matures	 Upswing matures
--------------------------------------------------------------------------------------	----------------------------------------------------------------------------------------	-----------------------------------------------------------------------------------------------------	-----------------------------------------------------------------------------------------------------

## SENSE the index

Date	Recommendation	Stop Loss/ Reversal (Intra-day)	Stop Loss/ Reversal (Closing)	Buy Price	Closing Price	Potential % P/L at CMP	Targets
28-11-06	SENSEX spot	13827	-	13587	13874	2%	13787-13987
28-11-06	NIFTY spot	3977	-	3915	4001	2%	3970-4035

## Smart Charts > Open Long Calls

Date	Recommendation	Stop Loss/ Reversal (Intra-day)	Stop Loss/ Reversal (Closing)	Buy Price	Closing Price	Potential % P/L at CMP	Targets
29-11-06	ICICI Bank		824.4	870.0	870.5	0%	989
28-11-06	Reliance Industries		1194.7	1259.0	1260.1	0%	1419
24-11-06	TVS Motors		92.7	101.0	99.0	-2%	128.7
21-11-06	TCS		1094.8	1141.0	1191.4	4%	1249
21-11-06	Repro India		94.8	103.5	109.7	6%	150
15-11-06	Gwalior Chemicals		84.0	91.5	87.1	-5%	105-110
15-11-06	Indian Hotels		144.4	156.0	158.7	2%	190-200
08-11-06	Welspun Gujarat		64.8	77.3	92.1	19%	105-115
06-11-06	Hindustan Oil Exploration		93.4	101.0	95.8	-5%	130-140
06-11-06	Andhra Bank		84.4	94.6	91.4	-3%	115-120
06-11-06	Alstom Projects	Book Profit	-	462.0	473.0	2%	580-600
09-10-06	TV Today		69.4	77.0	74.8	-3%	90-92
09-10-06	Fedders Lloyd		106.7	128.0	131.6	3%	165-170
09-10-06	Clutch Auto		114.4	127.5	134.8	6%	150-155
09-10-06	CEAT		115.4	133.0	128.3	-4%	170
18-09-06	Finolex Industries		84.4	99.4	91.4	-8%	129-135

## Momentum Calls > Open Long Calls

For the short term—1 to 5 days

Stock	Product type	Action date	Stop loss	Closing Price	Target 1	Target 2
Mahindra & Mahindra	Cash / Future	04-12-06	834.4	845.10	878	900
Tisco	Cash / Future	04-12-06	457.4	468.10	483	495
Aptech	Cash / Future	04-12-06	Exit	157.0	161	165
Jaiprakash Associates	Cash / Future	01-12-06	Exit	693	708	725
Bank of India	Cash / Future	01-12-06	Book Profit	208.25	211	217
McDowell	Cash / Future	30-11-06	809.4	844.40	828	850

NOTE: Kindly note that all stop losses in Momentum Calls are on an intra-day basis.

## Advantage Options

Date	Name	Expiry	Reco Price	Strike Price	CMP (Rs)	Target (Rs)	Stop Loss (Rs)
30-11-06	Buy Tata Motor Dec Call	28-Dec	23	Profit Booked	36.1	48	9
29-11-06	Buy ICICI Bank Dec Call	28-Dec	28	900	25.0	115	12
28-11-06	Buy Reliance Dec Call	28-Dec	30	1290	33.0	140	12

## Trendy Levels

Sensex		Nifty	
Support	Resistance	Support	Resistance
13800	13912	3975	4015
13650	14000	3950	4025
13555	14080	3925	4040
<b>20DSMA</b>	<b>40DEMA</b>	<b>20DSMA</b>	<b>40DEMA</b>
13521	13176	3896	3803
BSE Sensex: 13874		Nifty: 4001	

## Day Trader's HIT List

For December 05, 2006

Scrip Name	Support Levels		Close (Rs)	Resistance Levels		Action
	S1	S2		R2	R1	
NIFTY Futures	3970	3997	4005	4010	4035	Go long above R2. Go short below S2.
ACC	1160	1170	1173	1195	1210	Buy with a stop below S2.
Century	640	660	664	678	685	Buy with a stop below S2.
Hindalco	168	172	173	177	181	Buy above R2.
Infosys	2180	2200	2205	2225	2240	Buy with a stop below S2.
M & M	830	840	845	855	865	Buy with a stop below S2.
Maruti	945	957	961	974	980	Buy with a stop below S2.
MTNL	132	136	139	144	146	Buy with a stop below S2.
ONGC	845	853	857	861	872	Go long above R2. Go short below S2.
Reliance	1240	1255	1260	1275	1295	Buy with a stop below S2.
Reliance Capital	602	614	620	631	640	Buy with a stop below S2.
Satyam	440	448	458	464	470	Go short with a stop above R2.
SBI	1321	1345	1350	1357	1370	Go long above R2. Go short below S2.
TCS	1165	1185	1191	1200	1225	Go long above R2. Go short below S2.
Tata Steel	458	464	468	473	480	Buy above R2.
Tata Motors	860	875	879	894	900	Buy with a stop below S2.
Ranbaxy	370	380	384	392	395	Buy with a stop below S2.
VSNL	425	435	438	445	455	Buy above R2.
Titan	790	805	819	830	845	Buy with a stop below S2.
Wipro	577	587	590	600	605	Buy with a stop below S2.
Rcom	430	440	443	451	455	Buy with a stop below S2.

\*Note: Closing price of Nifty futures is last traded price of Nifty futures on NSE

For Private Circulation only

[Home](#)

### Disclaimer

"This document has been prepared by Sharekhan Ltd.(SHAREKHAN) This Document is subject to changes without prior notice and is intended only for the person or entity to which it is addressed to and may contain confidential and/or privileged material and is not for any type of circulation. Any review, retransmission, or any other use is prohibited. Kindly note that this document does not constitute an offer or solicitation for the purchase or sale of any financial instrument or as an official confirmation of any transaction.

Though disseminated to all the customers simultaneously, not all customers may receive this report at the same time. SHAREKHAN will not treat recipients as customers by virtue of their receiving this report.

The information contained herein is from publicly available data or other sources believed to be reliable. While we would endeavour to update the information herein on reasonable basis, SHAREKHAN, its subsidiaries and associated companies, their directors and employees ("SHAREKHAN and affiliates") are under no obligation to update or keep the information current. Also, there may be regulatory, compliance, or other reasons that may prevent SHAREKHAN and affiliates from doing so. We do not represent that information contained herein is accurate or complete and it should not be relied upon as such. This document is prepared for assistance only and is not intended to be and must not alone be taken as the basis for an investment decision. The user assumes the entire risk of any use made of this information. Each recipient of this document should make such investigations as it deems necessary to arrive at an independent evaluation of an investment in the securities of companies referred to in this document (including the merits and risks involved), and should consult its own advisors to determine the merits and risks of such an investment. The investment discussed or views expressed may not be suitable for all investors. We do not undertake to advise you as to any change of our views. Affiliates of Sharekhan may have issued other reports that are inconsistent with and reach different conclusion from the information presented in this report.

This report is not directed or intended for distribution to, or use by, any person or entity who is a citizen or resident of or located in any locality, state, country or other jurisdiction, where such distribution, publication, availability or use would be contrary to law, regulation or which would subject SHAREKHAN and affiliates to any registration or licensing requirement within such jurisdiction. The securities described herein may or may not be eligible for sale in all jurisdictions or to certain category of investors. Persons in whose possession this document may come are required to inform themselves of and to observe such restriction.

SHAREKHAN & affiliates may have used the information set forth herein before publication and may have positions in, may from time to time purchase or sell or may be materially interested in any of the securities mentioned or related securities. SHAREKHAN may from time to time solicit from, or perform investment banking, or other services for, any company mentioned herein. Without limiting any of the foregoing, in no event shall SHAREKHAN, any of its affiliates or any third party involved in, or related to, computing or compiling the information have any liability for any damages of any kind. Any comments or statements made herein are those of the analyst and do not necessarily reflect those of SHAREKHAN."