



Punter's Call

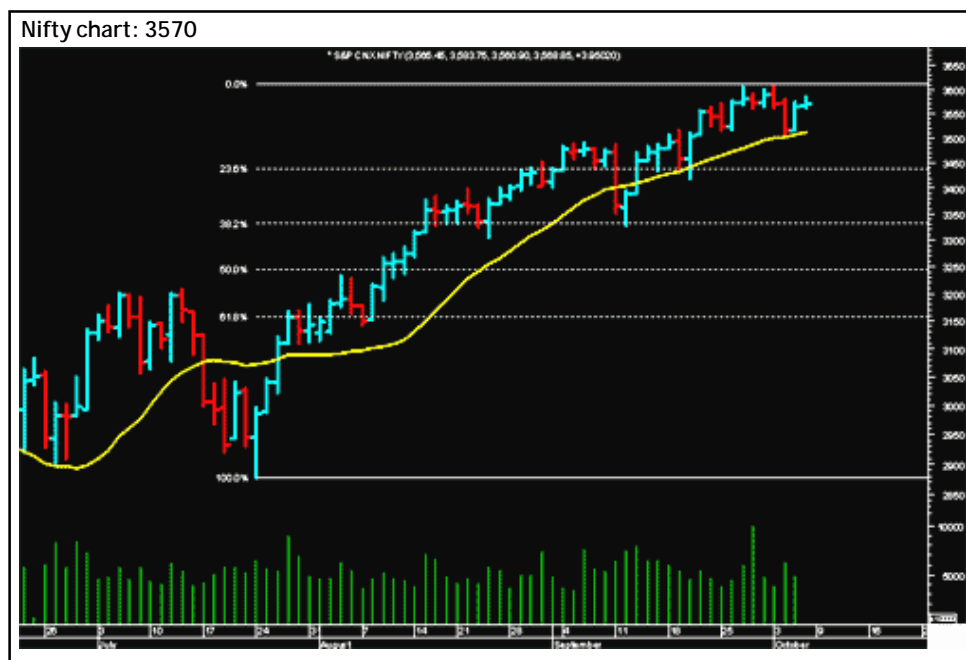
A negative weekly close

The Nifty ended the session on a flat note and closed for the week in negative territory after ten consecutive weeks of gains. In the short term the index will continue to trade in the 3606-3508 band until there is a breakout from this range on either side. On a break below 3500, the next support is in the 3480-3450 range. The 3450 level is the 23% retracement of the rise from 2878 to 3606. On the upside there is a resistance at the 3600 level. Intra-day the Nifty has a support at the 10-DMA at 3560 and it will face resistance in the 3580-3590 range. As long as the index closes below 3600, the short-term bias is down.

Maruti looks weak and on the downside it could test Rs920. The stock faces a resistance at Rs960. ACC is trading in the Rs995-970 range. Reliance Capital has a support at Rs560 and it faces a resistance at Rs585.

Market Breadth





	BSE	NSE
Advances	1,592	788
Declines	933	481
Unchanged	52	29



Short Term Trend

	Target	Trend	Reversal	Support/Resistance
Short term (Nifty)	3500	↓	Up above 3600	3550 / 3600





Icon guide

 Up	 Down	 Downswing matures	 Upswing matures
--	--	---	---

Medium Term Trend

	Target	Trend	Reversal	Support/Resistance
Medium term (Nifty)	3620	↑	Down below 3400	3400 / 3600

Icon guide

 Up	 Down	 Downswing matures	 Upswing matures
--	--	---	---

Smart Charts > Open Long Calls

Date	Recommendation	Stop Loss/ Reversal (Intra-day)	Stop Loss/ Reversal (Closing)	Buy Price	Closing Price	Potential % P/L at CMP	Targets
05-10-06	Hero Honda	-	694.0	757.0	752.3	-1%	860-880
03-10-06	Mahindra & Mahindra	-	629.4	692.0	702.7	2%	749-809
28-09-06	Gateway Distriparks	-	148.4	164.0	164.5	0%	180-195
25-09-06	Satyam	-	793.4	834.0	811.1	-3%	920-980
19-09-06	Tricom India	-	197.4	215.0	207.9	-3%	250
19-09-06	Hindustan Motor	-	37.7	41.8	40.7	-3%	46-50
19-09-06	Exide Industries	-	38.7	41.8	38.9	-7%	46-50
19-09-06	Sterlite Optical	-	158.4	174.0	172.4	-1%	200-206
18-09-06	Finolex Industries	-	84.4	99.4	95.1	-4%	129-135
14-09-06	Balrampur Chini	-	90.0	98.0	100.0	2%	115
14-09-06	SREI International	-	47.0	53.0	50.6	-5%	65
14-09-06	Mercator Lines	-	39.4	43.0	41.9	-3%	50-52
13-09-06	Bharti	-	449.4	436.6	460.0	5%	510-540
08-09-06	Jindal Saw	-	294.4	323.0	337.5	4%	379
08-09-06	LIC Housing Finance	-	153.0	166.0	173.5	5%	190
08-09-06	Nalco	-	198.0	214.0	214.3	0%	250
08-09-06	Nirma	-	374.4	391.2	393.0	0%	424
04-09-06	Praj Industries	159.7	-	183.5	173.3	-6%	214
18-08-06	Aptech Training	-	110.0	123.0	135.2	10%	155

Advantage Options

Date	Name	Expiry	Reco Price	Strike Price	CMP (Rs)	Target (Rs)	Stop Loss (Rs)
25-09-06	Buy Satyam Oct Call	26-Oct	25	860	14.50	72	12

Momentum Calls > Open Long Calls

For the short term—1 to 5 days

Stock	Product type	Action date	Stop loss	Closing Price	Target 1	Target 2
NTPC	Cash / Future	03-10-06	128.4	131	138	143
IPCL	Cash / Future	21-09-06	299.7	308	325	339

NOTE: Kindly note that all stop losses in Momentum Calls are on an intra-day basis.

Momentum Calls > Open Short Calls

For the short term—1 to 5 days

Stock	Product type	Action date	Stop loss	Closing Price	Target 1	Target 2
Nifty Future	Cash / Future	05-10-06	3595	3570	3520	-
Wipro	Cash / Future	04-10-06	528	514	490	-

NOTE: Kindly note that all stop losses in Momentum Calls are on an intra-day basis.

Trendy Levels

Sensex		Nifty	
Support	Resistance	Support	Resistance
12250	12440	3550	3580
12178	12555	3520	3600
12070	12676	3480	3620
20DSMA	40DEMA	20DSMA	40DEMA
12134	11853	3511	3441
BSE Sensex: 12373		Nifty: 3570	

Day Trader's HIT List

For October 09, 2006

Scrip Name	Support Levels		Close (Rs)	Resistance Levels		Action
	S1	S2		R2	R1	
NIFTY Futures	3520	3560	3572	3585	3610	Go long above R2. Go short below S2.
ACC	972	982	987	991	1000	Go long above R2. Go short below S2.
Century	500	506	510	518	520	Buy with a stop below S2.
Hindalco	171	174	176	180	185	Buy with a stop below S2.
Infosys	1855	1865	1872	1885	1900	Buy with a stop below S2.
M & M	690	698	703	710	715	Buy with a stop below S2.
Maruti	930	934	943	950	955	Go short with a stop above R2.
MTNL	158	160	162	165	167	Buy with a stop below S2.
ONGC	1115	1125	1143	1150	1155	Go short with a stop above R2.
Reliance	1150	1158	1163	1175	1180	Buy with a stop below S2.
Reliance Capital	565	568	576	580	585	Go short with a stop above R2.
Satyam	800	808	811	815	825	Go long above R2. Go short below S2.
SBI	1015	1023	1032	1038	1040	Go short with a stop above R2.
TCS	980	985	993	998	1005	Go short with a stop above R2.
Tata Steel	525	530	537	545	550	Go short with a stop above R2.
Tata Motors	885	890	894	900	910	Buy with a stop below S2.
Ranbaxy	410	415	422	426	430	Go short with a stop above R2.
VSNL	420	425	432	440	444	Buy with a stop below S2.
Titan	780	790	795	798	810	Go long above R2. Go short below S2.
Wipro	500	506	514	519	523	Go short with a stop above R2.
Rcom	345	350	354	360	364	Buy with a stop below S2.

*Note: Closing price of Nifty futures is last traded price of Nifty futures on NSE

For Private Circulation only

[Home](#)

Disclaimer

*This document has been prepared by Sharekhan Ltd. (SHAREKHAN). This Document is subject to changes without prior notice and is intended only for the person or entity to which it is addressed to and may contain confidential and/or privileged material and is not for any type of circulation. Any review, retransmission, or any other use is prohibited. Kindly note that this document does not constitute an offer or solicitation for the purchase or sale of any financial instrument or as an official confirmation of any transaction.

Though disseminated to all the customers simultaneously, not all customers may receive this report at the same time. SHAREKHAN will not treat recipients as customers by virtue of their receiving this report.

The information contained herein is from publicly available data or other sources believed to be reliable. While we would endeavour to update the information herein on reasonable basis, SHAREKHAN, its subsidiaries and associated companies, their directors and employees ("SHAREKHAN and affiliates") are under no obligation to update or keep the information current. Also, there may be regulatory, compliance, or other reasons that may prevent SHAREKHAN and affiliates from doing so. We do not represent that information contained herein is accurate or complete and it should not be relied upon as such. This document is prepared for assistance only and is not intended to be and must not be taken as the basis for an investment decision. The user assumes the entire risk of any use made of this information. Each recipient of this document should make such investigations as it deems necessary to arrive at an independent evaluation of an investment in the securities of companies referred to in this document (including the merits and risks involved), and should consult its own advisors to determine the merits and risks of such an investment. The investment discussed or views expressed may not be suitable for all investors. We do not undertake to advise you as to any change of our views. Affiliates of Sharekhan may have issued other reports that are inconsistent with and reach different conclusion from the information presented in this report.

This report is not directed or intended for distribution to, or use by, any person or entity who is a citizen or resident of or located in any locality, state, country or other jurisdiction, where such distribution, publication, availability or use would be contrary to law, regulation or which would subject SHAREKHAN and affiliates to any registration or licensing requirement within such jurisdiction. The securities described herein may or may not be eligible for sale in all jurisdictions or to certain category of investors. Persons in whose possession this document may come are required to inform themselves of and to observe such restriction.

SHAREKHAN & affiliates may have used the information set forth herein before publication and may have positions in, may from time to time purchase or sell or may be materially interested in any of the securities mentioned or related securities. SHAREKHAN may from time to time solicit from, or perform investment banking, or other services for, any company mentioned herein. Without limiting any of the foregoing, in no event shall SHAREKHAN, any of its affiliates or any third party involved in, or related to, computing or compiling the information have any liability for any damages of any kind. Any comments or statements made herein are those of the analyst and do not necessarily reflect those of SHAREKHAN.*