



Punter's Call

Volatile trading

The Nifty opened on a firm note and traded above the 3766 support level through the day. The index ended the trading session on a positive note. Intra-day the Nifty witnessed substantial volatility and traded in the channel with a support at the 10-DMA at 3780. On a break below 3780 there is a support at the lower end of channel at 3760. On the upside the index will face resistance in the 3805-3820 zone. If the Nifty sustains above this range it is likely to test the all-time high of 3840. In the short term the index will continue to trade amid high volatility. As long as the Nifty is above the 10-DMA, the short-term bias is up.

Tata Steel could test Rs520 and it has a support at Rs496. Tata Motors exhibited intra-day strength and on the upside it could test Rs825. The stock has a support at Rs792. Reliance Industries faces a resistance at Rs1,270 and it has a support at Rs1,230.

Market Breadth





	BSE	NSE
Advances	1,478	742
Declines	1,020	562
Unchanged	78	40



Short Term Trend

	Target	Trend	Reversal	Support/Resistance
Short term (Nifty)	3840	↑	Down below 3780	3780 / 3810





Icon guide

 Up	 Down	 Downswing matures	 Upswing matures
--	--	---	---

Medium Term Trend

	Target	Trend	Reversal	Support/Resistance
Medium term (Nifty)	3900	↑	Down below 3650	3650 / 3850

Icon guide

 Up	 Down	 Downswing matures	 Upswing matures
--	--	---	---

Smart Charts > Open Long Calls

Date	Recommendation	Stop Loss/ Reversal (Intra-day)	Stop Loss/ Reversal (Closing)	Buy Price	Closing Price	Potential % P/L at CMP	Targets
08-11-06	Welspun Gujarat	-	64.8	77.3	81.3	5%	105-115
07-11-06	Tata Elxsi	-	220.0	235.0	244.8	4%	265
07-11-06	Shaw Wallace	-	154.4	171.0	166.8	-2%	195-200
06-11-06	Hindustan Oil Exploration	-	93.4	101.0	101.6	1%	130-140
06-11-06	Andhra Bank	-	84.4	94.6	92.0	-3%	115-120
06-11-06	Alstom Projects	-	418.4	462.0	448.6	-3%	580-600
03-11-06	Jet Airways	-	577.4	617.0	614.2	0%	680-700
30-10-06	GAIL	-	244.4	255.0	256.3	0%	285-290
30-10-06	SRF	-	225.7	256.0	232.5	-9%	305-315
27-10-06	VSNL	-	434.4	428.5	468.4	9%	490-500
27-10-06	Maruti Udyog	-	Stopped Out	957.0	911.5	-5%	1000-1020
11-10-06	Tisco	-	483.4	510.5	501.3	-2%	564
11-10-06	Gitanjali Gems	-	214.4	209.6	217.1	4%	265-270
09-10-06	TV Today	-	69.4	77.0	73.2	-5%	90-92
09-10-06	Fedders Lloyd	-	106.7	128.0	111.8	-13%	165-170
09-10-06	Clutch Auto	-	114.4	127.5	133.1	4%	150-155
09-10-06	D-Link	-	89.7	97.8	91.0	-7%	112
09-10-06	CEAT	-	115.4	133.0	118.0	-11%	170
09-10-06	Tube Investment	-	78.0	88.0	81.4	-8%	110
09-10-06	Dewan Housing Finance	-	68.4	75.8	72.3	-5%	90-93
05-10-06	Hero Honda	-	694.0	757.0	713.5	-6%	860-880
03-10-06	Mahindra & Mahindra	-	754.4	692.0	828.1	20%	950-980
28-09-06	Gateway Distriparks	-	148.4	164.0	167.5	2%	180-195
25-09-06	Satyam	-	396.4	417.0	428.0	3%	460-490
19-09-06	Exide Industries	38.0	-	41.8	40.5	-3%	46-50
18-09-06	Finolex Industries	-	84.4	99.4	89.6	-10%	129-135

Momentum Calls > Open Long Calls

For the short term—1 to 5 days

Stock	Product type	Action date	Stop loss	Closing Price	Target 1	Target 2
Wipro	Cash / Future	09-11-06	529.4	533.0	549	564
HLL	Cash / Future	09-11-06	247.8	250.0	259	265
RIL	Cash / Future	08-11-06	1,218.7	1,261.4	1,280	1,310
Infosys	Cash / Future	08-11-06	2,133.4	2,138.1	2,170	2,210
SBI	Cash / Future	08-11-06	1,093.4	1,130.4	1,140	1,162
Nifty Future	Future	08-11-06	Book Profit	3802.9	3805	3835

NOTE: Kindly note that all stop losses in Momentum Calls are on an intra-day basis.

Trendy Levels

Sensex		Nifty	
Support	Resistance	Support	Resistance
12950	13158	3740	3800
12910	13201	3700	3820
12800	13300	3680	3840
20DSMA	40DEMA	20DSMA	40DEMA
12907	12574	3730	3640
BSE Sensex: 13137		Nifty: 3796	

Day Trader's HIT List

For November 10, 2006

Scrip Name	Support Levels		Close (Rs)	Resistance Levels		Action
	S1	S2		R2	R1	
NIFTY Futures	3735	3780	3803	3815	3840	Go long above R2. Go short below S2.
ACC	970	994	998	1012	1025	Buy with a stop below S2.
Century	560	574	580	595	600	Buy with a stop below S2.
Hindalco	177	180	183	186	194	Buy above R2.
Infosys	2100	2130	2138	2150	2155	Buy with a stop below S2.
M & M	810	820	828	840	845	Buy with a stop below S2.
Maruti	890	898	911	918	925	Go short with a stop above R2.
MTNL	132	134	138	141	146	Go short with a stop above R2.
ONGC	850	865	870	882	890	Buy with a stop below S2.
Reliance	1225	1250	1261	1270	1295	Go long above R2. Go short below S2.
Reliance Capital	545	554	564	570	585	Go short with a stop above R2.
Satyam	410	422	428	440	445	Buy with a stop below S2.
SBI	1110	1124	1130	1145	1155	Buy with a stop below S2.
TCS	1040	1055	1063	1080	1095	Buy with a stop below S2.
Tata Steel	494	498	501	515	520	Buy with a stop below S2.
Tata Motors	790	798	804	822	830	Buy with a stop below S2.
Ranbaxy	385	390	399	404	410	Go short with a stop above R2.
VSNL	450	465	468	478	485	Buy with a stop below S2.
Titan	740	750	762	770	785	Buy above R2.
Wipro	520	530	533	541	550	Buy above R2.
Rcom	378	385	388	399	405	Buy with a stop below S2.

*Note: Closing price of Nifty futures is last traded price of Nifty futures on NSE

For Private Circulation only

[Home](#)

Disclaimer

*This document has been prepared by Sharekhan Ltd. (SHAREKHAN). This Document is subject to changes without prior notice and is intended only for the person or entity to which it is addressed to and may contain confidential and/or privileged material and is not for any type of circulation. Any review, retransmission, or any other use is prohibited. Kindly note that this document does not constitute an offer or solicitation for the purchase or sale of any financial instrument or as an official confirmation of any transaction.

Though disseminated to all the customers simultaneously, not all customers may receive this report at the same time. SHAREKHAN will not treat recipients as customers by virtue of their receiving this report.

The information contained herein is from publicly available data or other sources believed to be reliable. While we would endeavour to update the information herein on reasonable basis, SHAREKHAN, its subsidiaries and associated companies, their directors and employees ("SHAREKHAN and affiliates") are under no obligation to update or keep the information current. Also, there may be regulatory, compliance, or other reasons that may prevent SHAREKHAN and affiliates from doing so. We do not represent that information contained herein is accurate or complete and it should not be relied upon as such. This document is prepared for assistance only and is not intended to be and must not alone be taken as the basis for an investment decision. The user assumes the entire risk of any use made of this information. Each recipient of this document should make such investigations as it deems necessary to arrive at an independent evaluation of an investment in the securities of companies referred to in this document (including the merits and risks involved), and should consult its own advisors to determine the merits and risks of such an investment. The investment discussed or views expressed may not be suitable for all investors. We do not undertake to advise you as to any change of our views. Affiliates of Sharekhan may have issued other reports that are inconsistent with and reach different conclusion from the information presented in this report.

This report is not directed or intended for distribution to, or use by, any person or entity who is a citizen or resident of or located in any locality, state, country or other jurisdiction, where such distribution, publication, availability or use would be contrary to law, regulation or which would subject SHAREKHAN and affiliates to any registration or licensing requirement within such jurisdiction. The securities described herein may or may not be eligible for sale in all jurisdictions or to certain category of investors. Persons in whose possession this document may come are required to inform themselves of and to observe such restriction.

SHAREKHAN & affiliates may have used the information set forth herein before publication and may have positions in, may from time to time purchase or sell or may be materially interested in any of the securities mentioned or related securities. SHAREKHAN may from time to time solicit from, or perform investment banking, or other services for, any company mentioned herein. Without limiting any of the foregoing, in no event shall SHAREKHAN, any of its affiliates or any third party involved in, or related to, computing or compiling the information have any liability for any damages of any kind. Any comments or statements made herein are those of the analyst and do not necessarily reflect those of SHAREKHAN.*