

**About the report:**

Candlestick Pattern is a pictorial representation of high, low, close and open prices of particular scrip. It shows how the scrip has closed compared to its open, low and high prices. Based on the close relative to the open and relative to the previous day's close and open, there are basically two kinds of patterns namely Bullish reversal and Bearish reversal patterns.

Bullish reversal patterns appear in down trend and mark a reversal in the trend (i.e) upwards. Bearish reversal patterns appear in uptrend and mark reversal in trend (i.e) downwards.

Eg of bullish reversal-Hammer, Inverted Hammer etc.

Eg of bearish reversal-Shooting star, Darkcloud etc.

This report "TRENDZ DAILY" provides the list of scrips which exhibit these patterns and the levels above which there will be a reversal in trend.

Both Buying and Selling prices are provided as even a bullish reversal pattern may sometimes change its trend to bearish and bearish reversal pattern may change its trend to bullish.

Strict stoploss is always advisable.

Caution: All Buying and Selling prices are applicable only after 10:15 a.m.

HAMMER: Hammer candlesticks form when a security moves significantly lower after the open, but rallies to close well above the intraday low. The resulting candlestick looks like a square lollipop with a long stick. If this candlestick forms during an

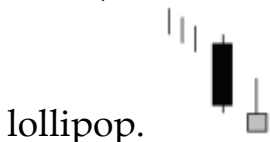


advance, then it is called a Hanging Man.

SCRIP NAME	BUY PRICE	TARGET1	TARGET2	TARGET3	STOPLOSS	SELL PRICE
Aban Offshore Ltd Jan08	5118	5220	5272	5323	5067	5020
ACC Limited Jan08	1045	1066	1076	1087	1035	1035
AIA Engineering Jan08	1699	1733	1750	1767	1682	1690
Bata India Jan08	287	292	295	298	284	281
Bharat Earth Mover Jan08	1788	1824	1842	1860	1770	1716
Bajaj Auto Limited Jan08	2635	2688	2714	2740	2609	2620
Bharat Petroleum Jan08	515	525	530	536	510	502
Bongaigaon Ref Ltd Jan08	110	112	113	114	109	108
Cairn India Ltd Jan08	250	255	257	260	247	246
Colgate-Palmolive Jan08	421	429	434	438	417	418
Crompton Greaves Jan08	399	406	410	414	395	389
DLF Ltd Jan08	1095	1117	1128	1139	1084	1085
Escorts Limited Jan08	166	170	171	173	165	162
Gail India Ltd Jan08	550	561	567	572	545	539
Gujarat Alkalies Jan08	256	261	263	266	253	253
Gateway Distripark Jan08	165	168	170	172	163	162
Great Eastern Ship Jan08	560	571	577	582	554	551
Havell's India Ltd Jan08	714	728	735	743	707	704
HCL Technologies Jan08	321	327	331	334	318	313
Matrix Laboratory Jan08	259	264	267	269	256	242
Hero Honda Motors Jan08	703	717	724	731	696	696
Hindalco Industry Jan08	223	227	229	232	220	219
Hindustan Petrolm Jan08	378	386	389	393	374	373
NIDEA Cellular Ltd Jan08	136	139	140	141	135	135
I-Flex Solutions Jan08	1546	1577	1592	1608	1530	1544
India Infoline Jan08	1950	1989	2009	2028	1931	1920
Infosys Technology Jan08	1767	1802	1820	1838	1749	1755
Indian Oil Corp Jan08	790	806	814	821	782	782
Jindal Stainless Jan08	239	244	246	249	237	236
Jet Airways India Jan08	1029	1050	1060	1070	1019	1013

Jaipraksh Hydro Pw Jan08	139	142	143	145	138	138
Jaiprakash Associa Jan08	453	462	467	471	448	431
JSW Steel Limited Jan08	1335	1362	1375	1388	1322	1314
Lanco Infratech Jan08	850	867	876	884	842	843
LIC Housing Financ Jan08	390	398	402	406	386	386
Larsen & Toubro Jan08	4223	4307	4349	4391	4180	4190
Mphasis BFL Ltd Jan08	304	310	313	316	301	298
Chennai Petroleum Jan08	435	443	448	452	430	426
Maruti Suzuki Jan08	1014	1034	1044	1055	1004	1007
Nagarjuna Fertiliz Jan08	88	90	91	92	88	83
Neyveli Lignite Jan08	260	265	268	270	257	254
Nicholas Piramal Jan08	366	373	377	380	362	359
Patel Engineering Jan08	1026	1047	1057	1067	1016	1003
Peninsula Land Ltd Jan08	146	149	150	152	144	144
Pantaloon Retail Jan08	873	890	899	908	864	854
Polaris Software Jan08	128	131	132	133	127	127
Power Finance Corp Jan08	271	277	279	282	269	269
Puravankara Proj Jan08	463	472	477	481	458	454
Ranbaxy Laboratory Jan08	434	442	447	451	429	429
Reliance Comm Jan08	749	764	771	779	741	743
Rel Nat Resource Jan08	199	202	204	206	197	184
Sun TV Ltd Jan08	418	426	430	435	414	411
United Phosphorus Jan08	381	389	393	397	377	358
Wipro Limited Jan08	516	526	531	537	511	513

INVERTED HAMMER: A one-day bullish reversal pattern. In a downtrend, the open is lower, then it trades higher, but closes near its open, therefore looking like an inverted



lollipop.

SCRIP NAME	BUY PRICE	TARGET1	TARGET2	TARGET3	STOPLOSS	SELL PRICE
Bombay Dyeing Jan08	921	939	949	958	912	775
Cipla Limited Jan08	222	226	228	230	219	213
Educomp Solutions Jan08	4760	4855	4903	4950	4712	4725
Federal Bank Ltd Jan08	356	363	367	370	352	340
Kotak Mahindra Bk Jan08	1407	1435	1449	1463	1393	1309
Lupin Ltd Jan08	644	657	663	670	638	634
Rajesh Exports Jan08	905	923	932	941	896	897
Titan Industries Jan08	1575	1607	1622	1638	1559	1570
Ultra Tech Cement Jan08	1011	1031	1041	1051	1001	1007

DOJI: Doji form when a security's open and close are virtually equal. The length of the upper and lower shadows can vary, and the resulting candlestick looks like, either, a cross, inverted cross, or plus sign. Doji convey a sense of indecision or tug-of-war between buyers and sellers. Prices move above and below the opening level during the

session, but close at or near the opening level.



NEUTRAL DOJI:

SCRIP NAME	BUY PRICE	TARGET1	TARGET2	TARGET3	STOPLOSS	SELL PRICE
Alstom Projects Jan08	1038	1059	1069	1080	1028	1019
Aditya Birla Ltd Jan08	2165	2208	2230	2252	2143	2075
Gujarat Ambuga Cem Jan08	147	150	151	153	146	147
Ashok Leyland Ltd Jan08	53	54	54	55	52	53
Allahabad Bank Jan08	141	144	146	147	140	133
AMTEK Auto Ltd Jan08	441	450	454	458	436	439
Andhra Bank Ltd Jan08	122	124	125	126	120	114
Ansal Property Jan08	426	435	439	443	422	423
Aptech Ltd Jan08	423	431	435	440	418	419
Arvind Mills Ltd Jan08	91	93	94	94	90	90
Bharat Electronics Jan08	2140	2183	2204	2225	2119	2124
Bhushan Steel Jan08	1680	1714	1730	1747	1663	1611
Bajaj Auto Limited Jan08	2635	2688	2714	2740	2609	2620
Bajaj Hindustan Jan08	296	302	305	308	293	292
Birla Corp Jan08	340	347	350	353	337	339
Bharat Petroleum Jan08	515	525	530	536	510	502
Balrampur Chini Jan08	118	120	122	123	117	116
Chambal Fertilizer Jan08	93	95	96	97	92	87
CMC Ltd Jan08	1480	1510	1524	1539	1465	1455
Corporation Bank Jan08	478	488	492	497	473	460
Deccan Aviation Jan08	291	297	300	302	288	285
Divi's Lab Ltd Jan08	1920	1958	1978	1997	1901	1920
Dr Reddy's Labrtry Jan08	751	766	773	781	743	721
Gateway Distripark Jan08	165	168	170	172	163	162
GlaxoSmithkline Jan08	1042	1063	1073	1084	1032	1036
Hindustan Construc Jan08	268	274	276	279	266	247
HDFC Bank Limited Jan08	1728	1763	1780	1797	1711	1720
Hero Honda Motors Jan08	703	717	724	731	696	696
Hindustan Petrolm Jan08	378	386	389	393	374	373
India Cements Ltd Jan08	314	320	323	327	311	307
NIDEA Cellular Ltd Jan08	136	139	140	141	135	135
IndusInd Bank Jan08	131	134	135	137	130	131

Indian Bank Jan08	213	217	219	221	211	210
ITC Limited Jan08	224	229	231	233	222	222
IVRCL Infrastructr Jan08	565	576	582	588	559	553
Jammu and Kashmir Jan08	951	970	980	989	941	905
Kesoram Industries Jan08	612	624	630	636	606	600
Lakshmi Mach Works Jan08	3395	3463	3497	3531	3361	3391
Maharashtra Ltd Jan08	650	663	670	676	644	633
New Delhi Tel Ltd Jan08	477	487	491	496	472	474
OMAXE Ltd Jan08	578	590	595	601	572	574
Orientl Bnk Comrce Jan08	307	313	316	319	304	292
Oil & Nat Gas Corp Jan08	1276	1302	1314	1327	1263	1250
Parsvnath Dev Jan08	485	495	499	504	480	476
Patni Computer Sys Jan08	338	345	348	352	335	334
Peninsula Land Ltd Jan08	146	149	150	152	144	144
Petronet LNG Ltd Jan08	114	117	118	119	113	113
Punjab Natl Bank Jan08	719	733	740	747	711	687
Polaris Software Jan08	128	131	132	133	127	127
Reliance Capital Jan08	2645	2698	2724	2751	2619	2627
Rolta India Ltd Jan08	757	772	780	787	750	749
Sasken Comm Tech Jan08	345	352	355	359	342	345
State Bank India Jan08	2450	2499	2524	2548	2426	2415
Satyam Computr Srv Jan08	443	452	457	461	439	442
Shree Renuka Sugar Jan08	1044	1065	1076	1086	1034	1034
S Kumar Nationwide Jan08	168	171	173	174	166	166
Syndicate Bank Jan08	129	131	133	134	128	124
Shree Cement Ltd Jan08	1395	1423	1437	1451	1381	1388
Sterlite Industry Jan08	1044	1065	1075	1086	1033	1032
Strides Arcolab Jan08	292	298	301	304	289	292
Sun Pharmaceutical Jan08	1192	1216	1228	1240	1180	1180
Tata Consultancy Jan08	1052	1073	1084	1094	1041	1052
Tata Tea Ltd Jan08	995	1014	1024	1034	985	954
TVS Motor Company Jan08	74	75	76	77	73	73
Vijaya Bank Jan08	96	98	99	100	95	95
Wockhardt LTD Jan08	439	447	452	456	434	429
Yes Bank Ltd Jan08	268	273	276	278	265	263
Zee Telefilms Jan08	326	333	336	339	323	324
Yes Bank Ltd Jan08	268	273	276	278	265	263

BULLISH DOJI:

SCRIP NAME	BUY PRICE	TARGET1	TARGET2	TARGET3	STOPLOSS	SELL PRICE
Gujarat Ambuga Cem Jan08	147	150	151	153	146	145
AMTEK Auto Ltd Jan08	441	450	454	458	436	435
Bharti Airtel Jan08	976	995	1005	1015	966	965
Ballarpur Ind Jan08	187	190	192	194	185	184
Gujarat Narmada Jan08	224	229	231	233	222	222
HDFC Bank Limited Jan08	1728	1763	1780	1797	1711	1703
IndusInd Bank Jan08	131	134	135	137	130	130
Lakshmi Mach Works Jan08	3395	3463	3497	3531	3361	3357
Mahindra &Mahindra Jan08	868	885	894	902	859	858
Mahanagar Telephon Jan08	213	217	219	221	211	210
NTPC Limited Jan08	261	266	268	271	258	257
Punj Lloyd Limited Jan08	577	589	594	600	571	569
Reliance Industry Jan08	2900	2958	2987	3016	2871	2871
Shipping Co India Jan08	322	328	331	334	318	317
Strides Arcolab Jan08	292	298	301	304	289	289
Titan Industries Jan08	1575	1607	1622	1638	1559	1554
Tata Teleservices Jan08	63	64	65	66	63	62
United Spirits Ltd Jan08	2040	2081	2101	2122	2020	2014

BEARISH DOJI:

SCRIP NAME	SELL PRICE	TARGET1	TARGET2	TARGET3	STOPLOSS	BUY PRICE
ABB Ltd Jan08	1525	1495	1479	1464	1540	1540
Bharat Hvy Electrc Jan08	2572	2521	2495	2469	2598	2598
Bharat Forge Ltd Jan08	372	365	361	357	376	376
Birla Corp Jan08	339	332	329	325	342	342
GTS Ltd Jan08	291	285	282	279	294	294
I-Flex Solutions Jan08	1544	1513	1498	1482	1559	1559
Cummins India Ltd Jan08	414	406	402	397	418	418
Sasken Comm Tech Jan08	345	338	334	331	348	348
Steel Authority Jan08	283	278	275	272	286	286
Satyam Computr Srv Jan08	442	434	429	425	447	447
Sobha Developers Jan08	945	926	917	907	954	954
Suzlon Energy Ltd Jan08	1962	1923	1903	1884	1982	1982
Tata Steel Limited Jan08	942	923	914	904	951	951
Tata Chemicals Ltd Jan08	423	414	410	406	427	427
Ultra Tech Cement Jan08	1007	987	977	967	1017	1017
Welspun Guj Jan08	465	456	451	446	470	470

ENGULFING PATTERN: A reversal pattern that can be bearish or bullish, depending upon whether it appears at the end of an uptrend (bearish engulfing pattern) or a downtrend (bullish engulfing pattern). The first day is characterized by a small body,



followed by a day whose body completely engulfs the previous day's body.

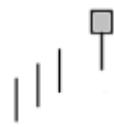
BULLISH ENGULFING:

SCRIP NAME	BUY PRICE	TARGET1	TARGET2	TARGET3	STOPLOSS	SELL PRICE
Bharat Petroleum Jan08	515	525	530	536	510	502

BEARISH ENGULFING:

SCRIP NAME	SELL PRICE	TARGET1	TARGET2	TARGET3	STOPLOSS	BUY PRICE
Alok Industries Jan08	104	102	101	100	105	108
Aurobindo Pharma Jan08	553	542	536	531	558	560
GMR Infrastructure Jan08	252	247	244	242	255	254
3i Infotech Ltd Jan08	148	145	144	142	149	151
Moser Baer India Jan08	305	299	296	293	308	307
Patni Computer Sys Jan08	334	327	324	321	337	338
Sterlite Tech Jan08	341	334	330	327	344	343
Videsh Sanchar Nig Jan08	757	742	734	727	765	771
Financial Techno Jan08	2660	2607	2580	2554	2687	2690

HANGING MAN: Hanging Man candlesticks form when a security moves significantly lower after the open, but rallies to close well above the intraday low. The resulting candlestick looks like a square lollipop with a long stick. If this candlestick



forms during a decline, then it is called a Hammer.

SCRIP NAME	SELL PRICE	TARGET1	TARGET2	TARGET3	STOPLOSS	BUY PRICE
Adlabs Films Ltd Jan08	1515	1485	1470	1454	1530	1565
Alok Industries Jan08	104	102	101	100	105	108
Aurobindo Pharma Jan08	553	542	536	531	558	560
Biocon Ltd Jan08	610	598	592	586	616	621
Oswal Chem & Fert Jan08	73	72	71	70	74	77
CESC Limited Jan08	648	635	629	622	655	675

Colgate-Palmolive Jan08	418	410	406	401	422	421
Everest Kanto Jan08	355	348	345	341	359	383
GMR Infrastructure Jan08	252	247	244	242	255	254
HTMT Glob Solution Jan08	559	548	542	536	564	605
Hindustan Lever Jan08	217	212	210	208	219	220
ICICI Bank Limited Jan08	1236	1211	1199	1187	1248	1286
Indust Devel Bank Jan08	171	168	166	164	173	178
IFCI Limited Jan08	95	93	92	91	96	97
I-Flex Solutions Jan08	1544	1513	1498	1482	1559	1546
3i Infotech Ltd Jan08	148	145	144	142	149	151
Hotel Leela Jan08	74	73	72	71	75	76
Moser Baer India Jan08	305	299	296	293	308	307
Mangalor Refinery Jan08	141	138	137	136	143	145
National Aluminium Jan08	483	473	468	463	487	488
Nucleus Software Jan08	395	387	383	379	399	408
Orchid Chemicals Jan08	301	295	292	289	304	303
Praj Industries Jan08	249	244	242	239	251	256
Reliance Energy Jan08	2314	2268	2245	2221	2337	2400
RELIANCE PETROLEUM Jan08	230	225	223	221	232	232
Sesa GOA Ltd Jan08	3890	3812	3773	3734	3929	3950
Siemens India Ltd Jan08	1929	1890	1871	1852	1948	1940
Sterling Biotech Jan08	178	174	173	171	180	179
SRF Limited Jan08	190	186	184	182	192	195
Tata Power Company Jan08	1545	1514	1499	1483	1561	1570
Triveni Engg & Ind Jan08	181	177	176	174	183	186
Tata Motors Ltd Jan08	771	756	748	740	779	800
Unitech Ltd Jan08	518	508	503	498	524	539
Voltas Limited Jan08	252	247	245	242	255	254
Videsh Sanchar Nig Jan08	757	742	734	727	765	771
Financial Techno Jan08	2660	2607	2580	2554	2687	2690


SHOOTING STAR: A single day pattern that can appear in an uptrend. It opens higher, trades much higher, then closes near its open. It looks just like the Inverted

Hammer except that it is bearish.



SCRIP NAME	SELL PRICE	TARGET1	TARGET2	TARGET3	STOPLOSS	BUY PRICE
Axis Bank Jan08	989	969	959	949	999	1040
Bank of Baroda Jan08	482	472	468	463	487	495
Bank of India Jan08	380	372	369	365	384	388
Canara Bank Ltd Jan08	349	342	339	335	352	399
Dena Bank Jan08	95	93	92	91	96	97
Essar Oil Limited Jan08	342	335	332	328	346	350
Grasim Industries Jan08	3712	3638	3601	3564	3749	3880
Housing Dvlmt Finc Jan08	2922	2864	2834	2805	2951	3060
Housing Devt & Inf Jan08	1167	1144	1132	1120	1179	1174
Indian Hotels Co Jan08	173	169	168	166	175	176
IVR Prime Urban Jan08	458	449	445	440	463	465
Union Bank India Jan08	226	221	219	217	228	234

DARK CLOUD COVER: A bearish reversal pattern that continues the uptrend with a long white body. The next day opens at a new high then closes below the midpoint of

the body of the first day. 

SCRIP NAME	SELL PRICE	TARGET1	TARGET2	TARGET3	STOPLOSS	BUY PRICE
Grasim Industries Jan08	3712	3638	3601	3492	3749	3880

Disclaimer The information contained in this report has been obtained from sources believed to be reliable. While utmost care has been taken to create this report, the author or the organization does not take any responsibility for the consequences of this report. Investors who invest on the basis of recommendations mentioned in this report do so at their own risk.