

DERIVATIVE STRATEGY | DAILY



OUR REPORTS

Fundamental

Company Report
Sector Report
Theme Based Report

Daily & Weekly

Fundamental Market Update
Technical Market Update
Derivative Market Update

Fortnightly

Banking Sector Report
Currency Report

Monthly

India Strategy Report
IIP Report
Auto Sector Update
Cement Sector Update
Metal Sector Update
Telecom Sector Update
Insurance and Mutual Fund Report
Inflation Report
Exports-Imports Report

Quarterly

India and Global Strategy Report
India Economy Report

Others

Event Based Report
RBI Monetary Review Report
Annual Budget Review Report

17th September, 2010

Vinit Pagaria, ACA, FRM

E-mail: vpagaria@microsec.in

ANALYSIS OF FUTURES & OPTIONS MARKET

Nifty (5828.70)

SEPTEMBER FUTURE

Price: 5841.90 (-0.31%)

Premium: 13.20

Open Int: 39356400 (+2%)

OCTOBER FUTURE

Price: 5855.10 (-0.27%)

Premium: 26.40

Open Int: 4003300 (+11%)

NIFTY DAILY CHART



Trading Calls

◆ Short JP Associates Future

Sell Sep Future @ Rs 124/- Target: Rs 115/- SL: Rs 129/- Lot Size: 2000

◆ Long Renuka Sugar Put option

Buy Sep 75 Put option @ Rs 1.50 Target: Rs 4/- Lot Size: 2000

HIGHLIGHTS

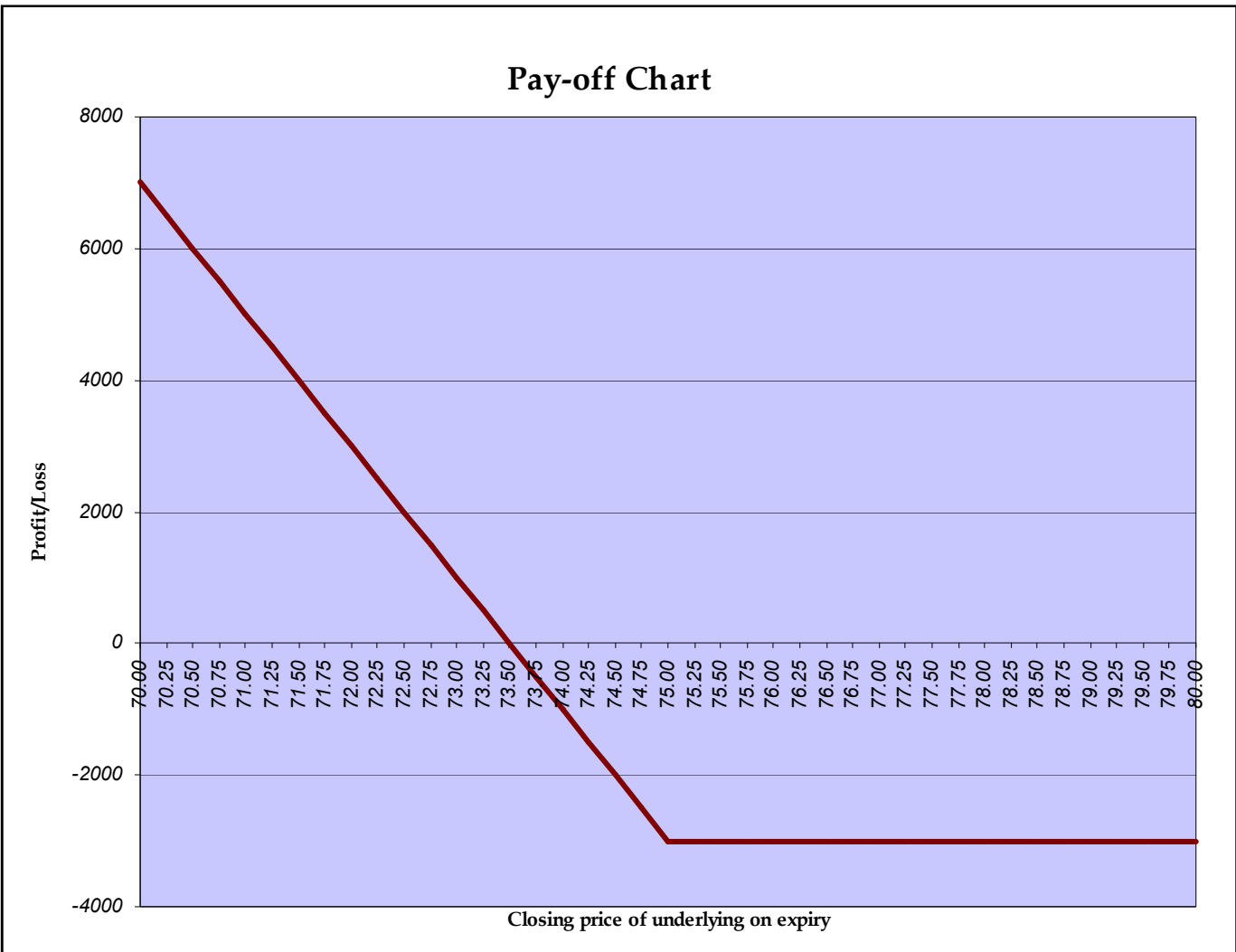
- ⇒ In line with our expectations, Nifty opened weak and tested a low of 5820 in the morning session. It however, rose sharply and made a high of 5900 triggering severe short covering. Huge selling was witnessed thereafter and Nifty closed lower by 0.55%
- ⇒ Nifty Call options of strike 6000 had a build up of 19939 lots while Put options of strike 5800 added 21677 lots to open interest
- ⇒ Nifty Put Call ratio stands at 1.77 with the total open interest in Call options at 1,477,752 lots and that in Put options at 2,610,618 lots
- ⇒ Aptech Ltd, DLF, ABB, Everest Kanto Cylinder and ITC appear strong while Renuka Sugar, HCC, Infosys Technologies, HPCL, JP Associates, JSW Steel, Kotak Bank, Mundra Port and Neyveli Lignite appear weak
- ⇒ Volatility Index fell by 2.98% from 19.43 to 18.85

NIFTY PIVOT POINTS

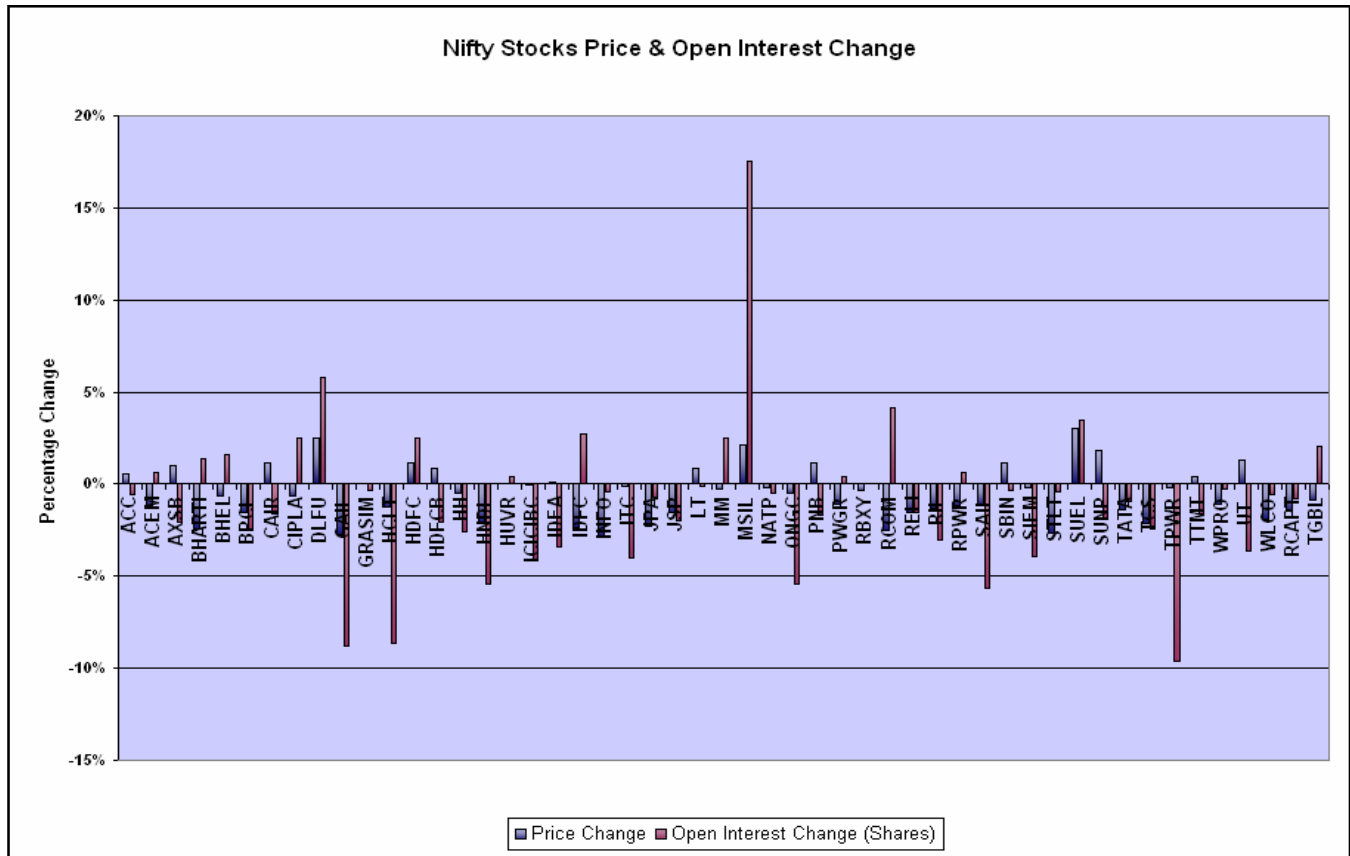
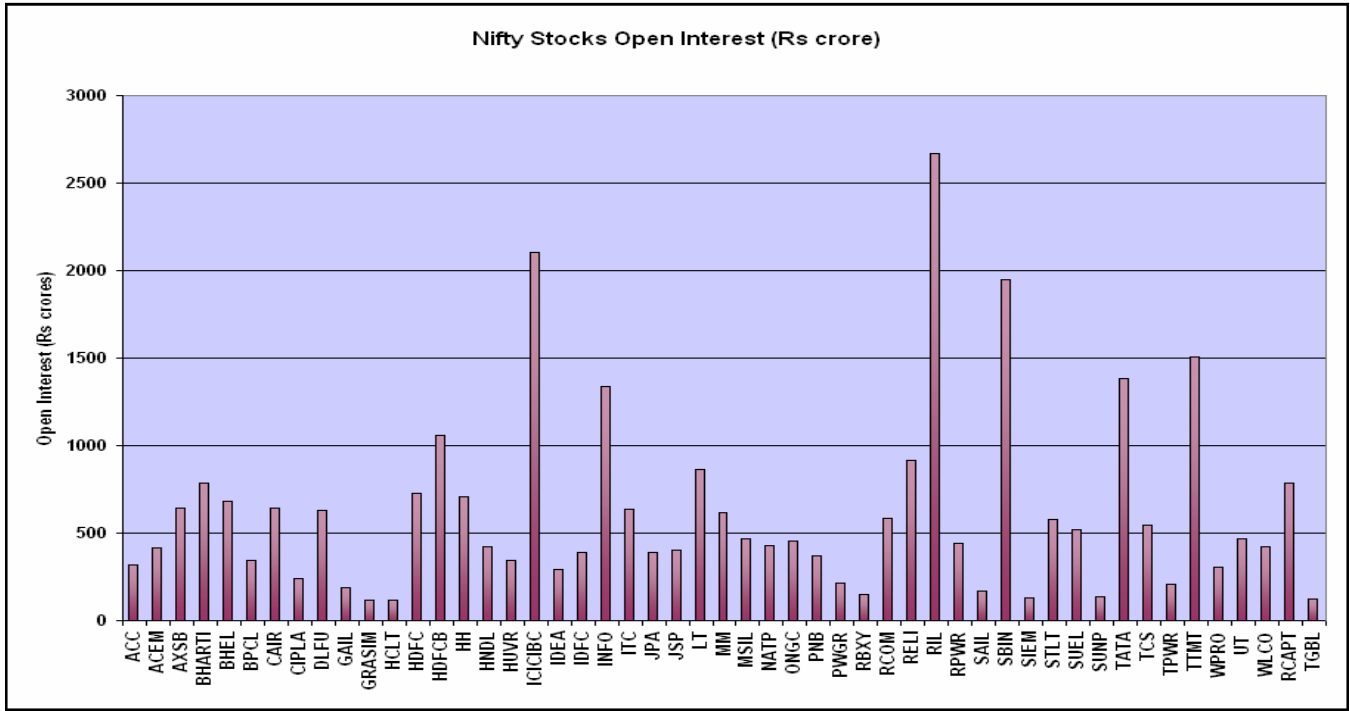
S2	S1	PIVOT	R1	R2
5763	5796	5849	5882	5935

OPTION STRATEGY

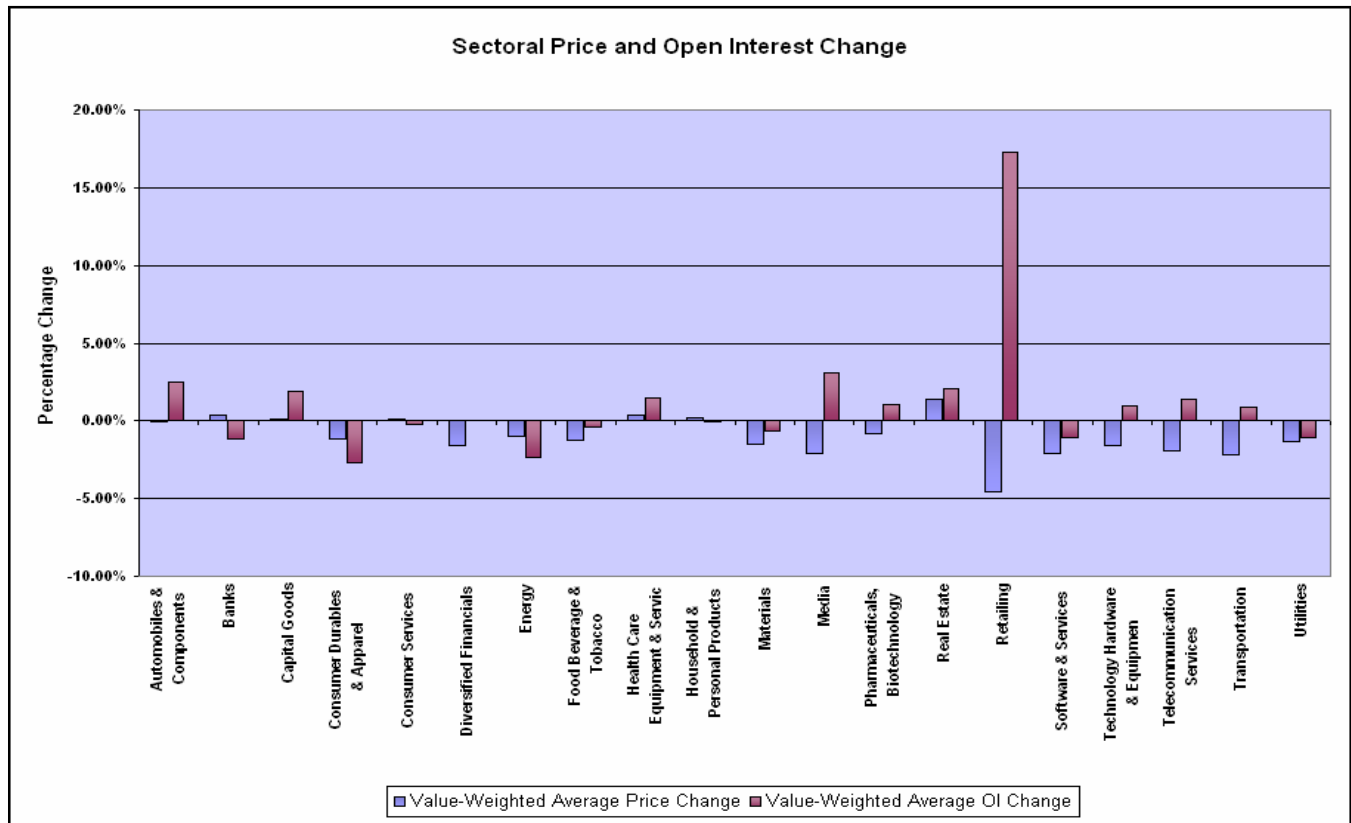
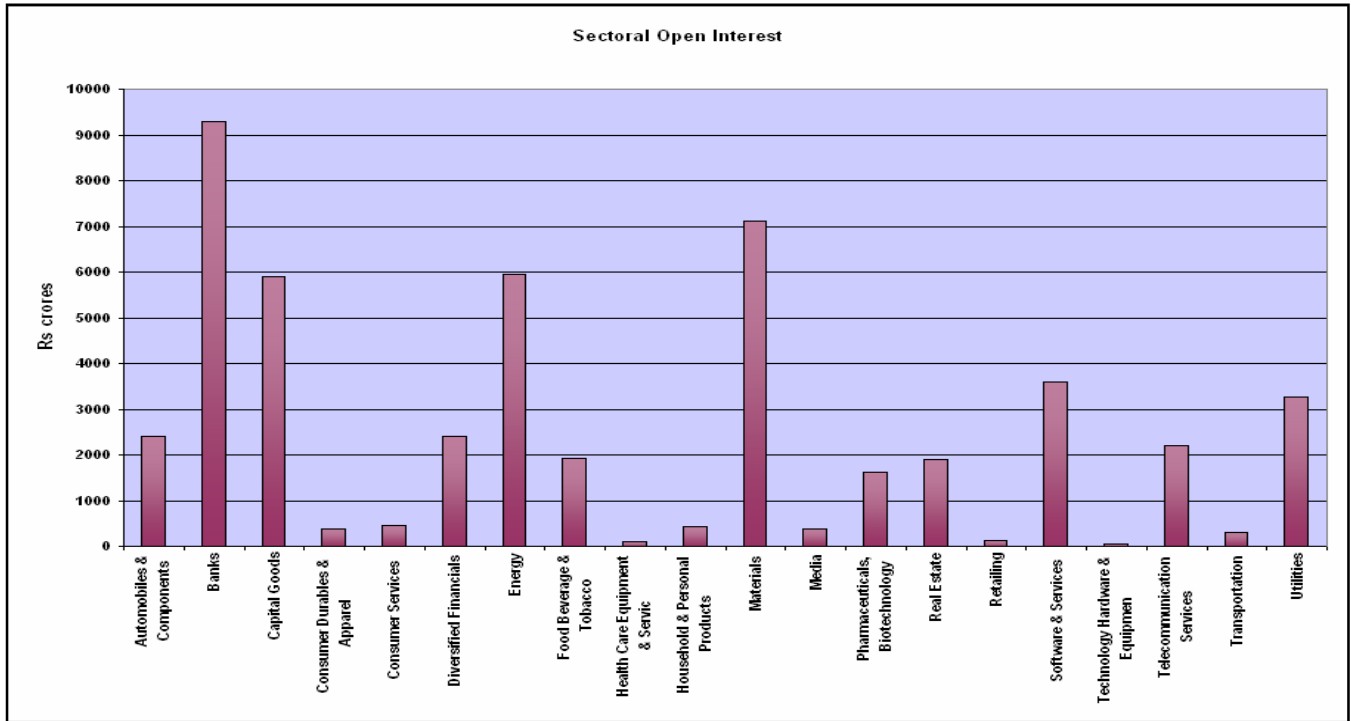
Scrip/Index: Shree Renuka Sugar
Strategy: Long Put option
Current Price of Underlying: 76.70 Lot Size: 2000
Buy Sep 75 Put option @ Rs 1.50
Profitable when closing price is below Rs 73.50 on expiry
Maximum Potential Profit: Unlimited Maximum Possible Loss: Rs 3,000/-
Time to Expiry: 14 days



STOCK FUTURES - NIFTY STOCKS



STOCK FUTURES - SECTORAL ANALYSIS



TOP PRICE GAINERS (STOCKS)

Scrip	Lot Size	Spot price	% Change
Alstom Projects	1000	776.00	6.08
Suzlon Energy	4000	53.20	3.00
DLF Ltd	1000	349.70	2.51
Maruti Suzuki	250	1397.30	2.09
Bhushan Steel	125	1978.85	2.05

TOP PRICE LOSERS (STOCKS)

Scrip	Lot Size	Spot Price	% Change
Pantaloon Retail	1000	464.90	(4.56)
Dish TV	8000	56.50	(4.56)
Divi's Laboratories	500	722.05	(3.59)
Hindustan Zinc	250	1066.20	(3.55)
Federal Bank	1000	366.30	(3.52)

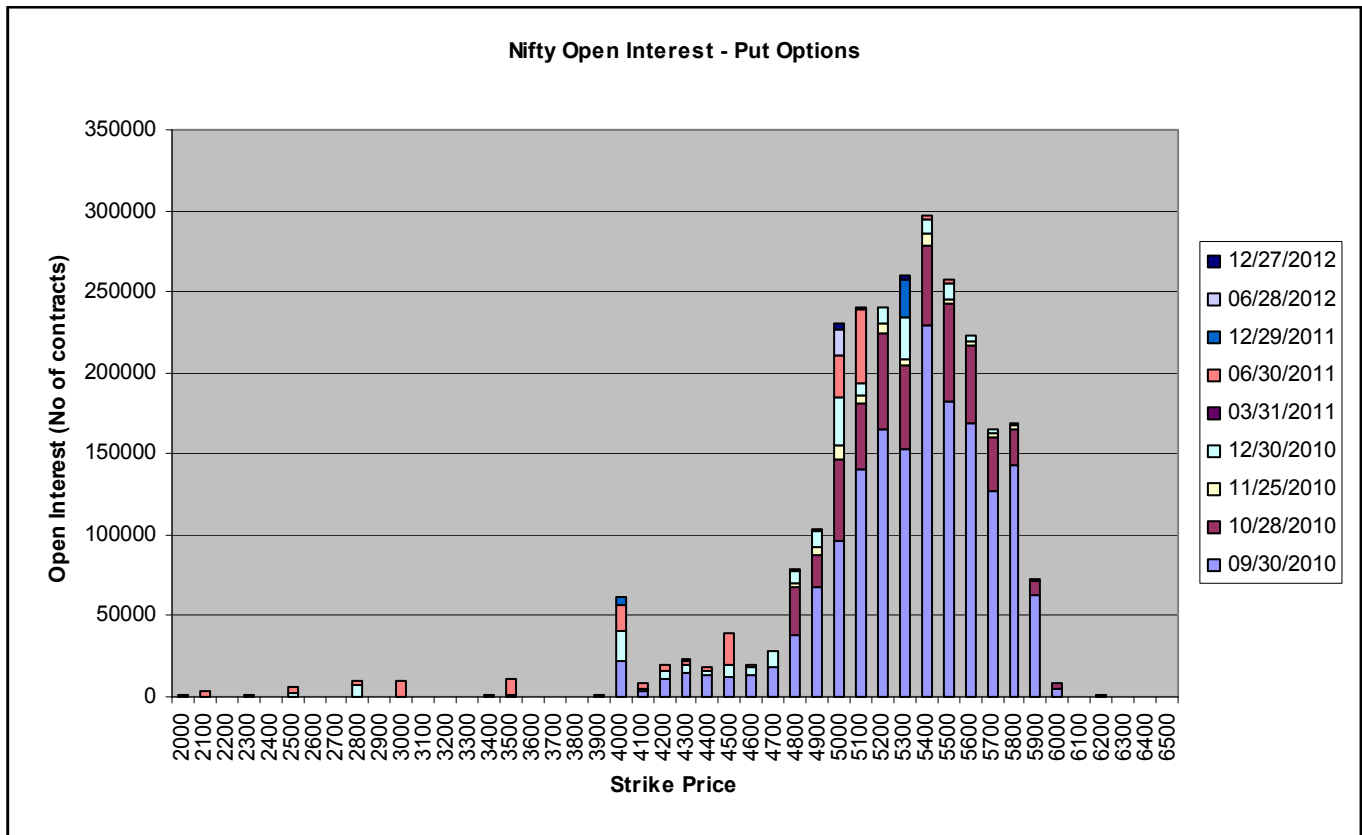
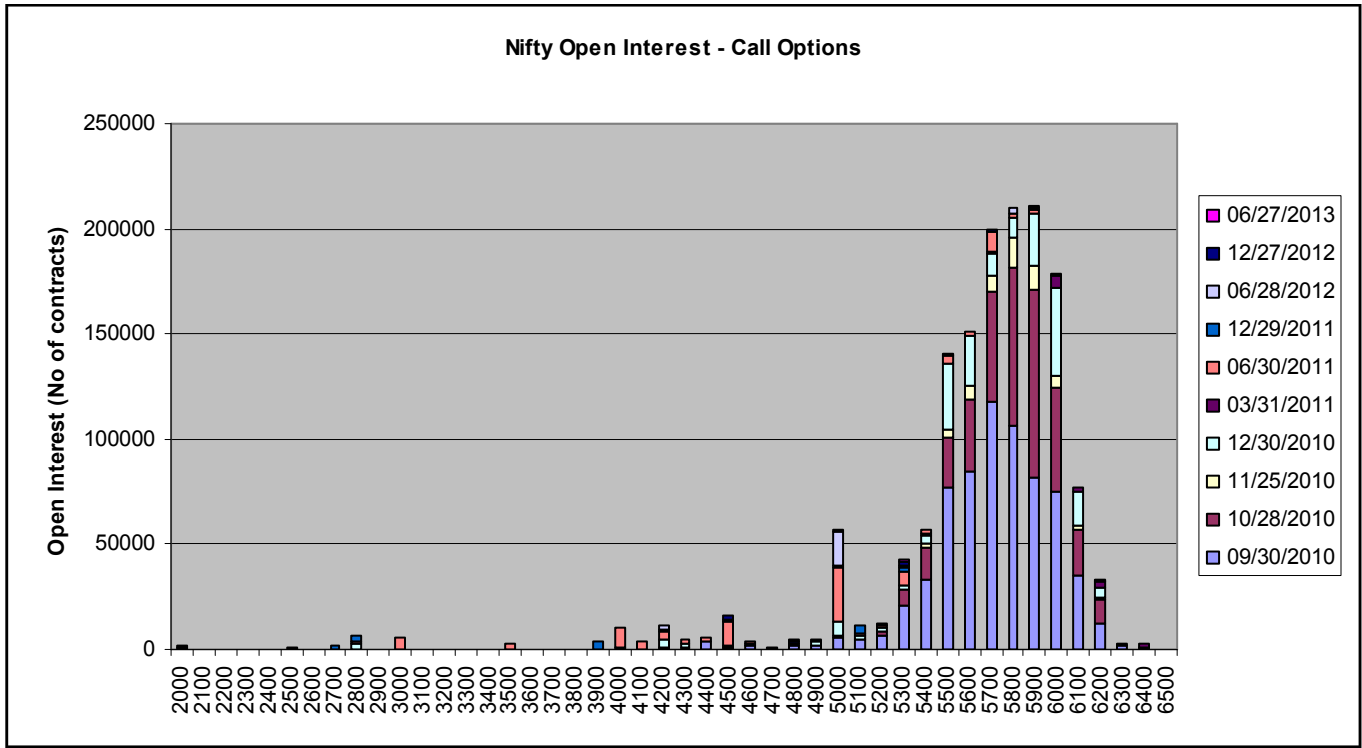
SIGNIFICANT OPEN INTEREST ADDITIONS (STOCKS)

Contract	Price	% Change	Volume Spot	% Change	Open Interest	Absolute Change	% Change
Alstom Projects	776.00	6.08	3964062	5907.86	1658000	754000	166.82
Divi's Laboratories	722.05	(3.59)	233589	140.11	692500	115000	19.91
Areva T&D	293.40	0.51	574844	530.30	2170000	359000	19.82
Maruti Suzuki	1397.30	2.09	1238076	19.86	3328500	496500	17.53
Pantaloon Retail	464.90	(4.56)	2788625	341.10	2628000	387000	17.27
Hindustan Zinc	1066.20	(3.55)	160669	62.07	434500	49508	12.86

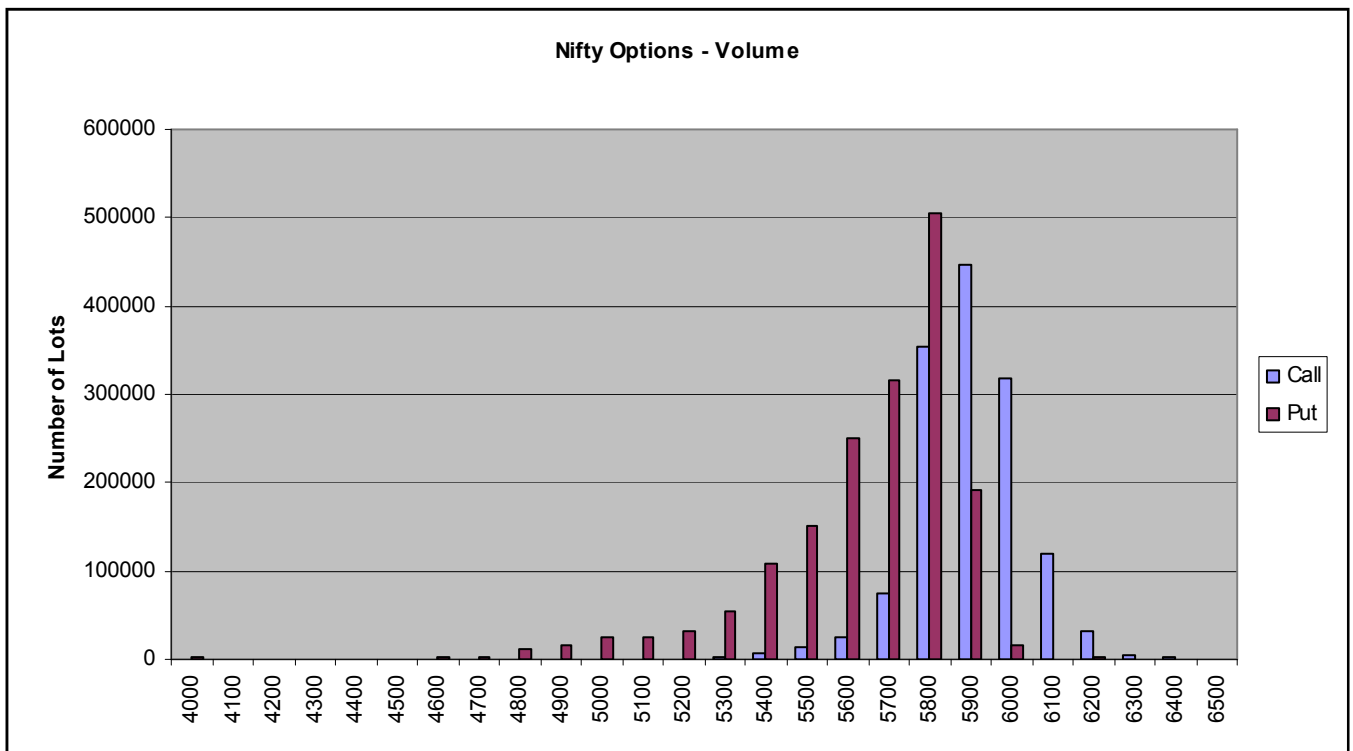
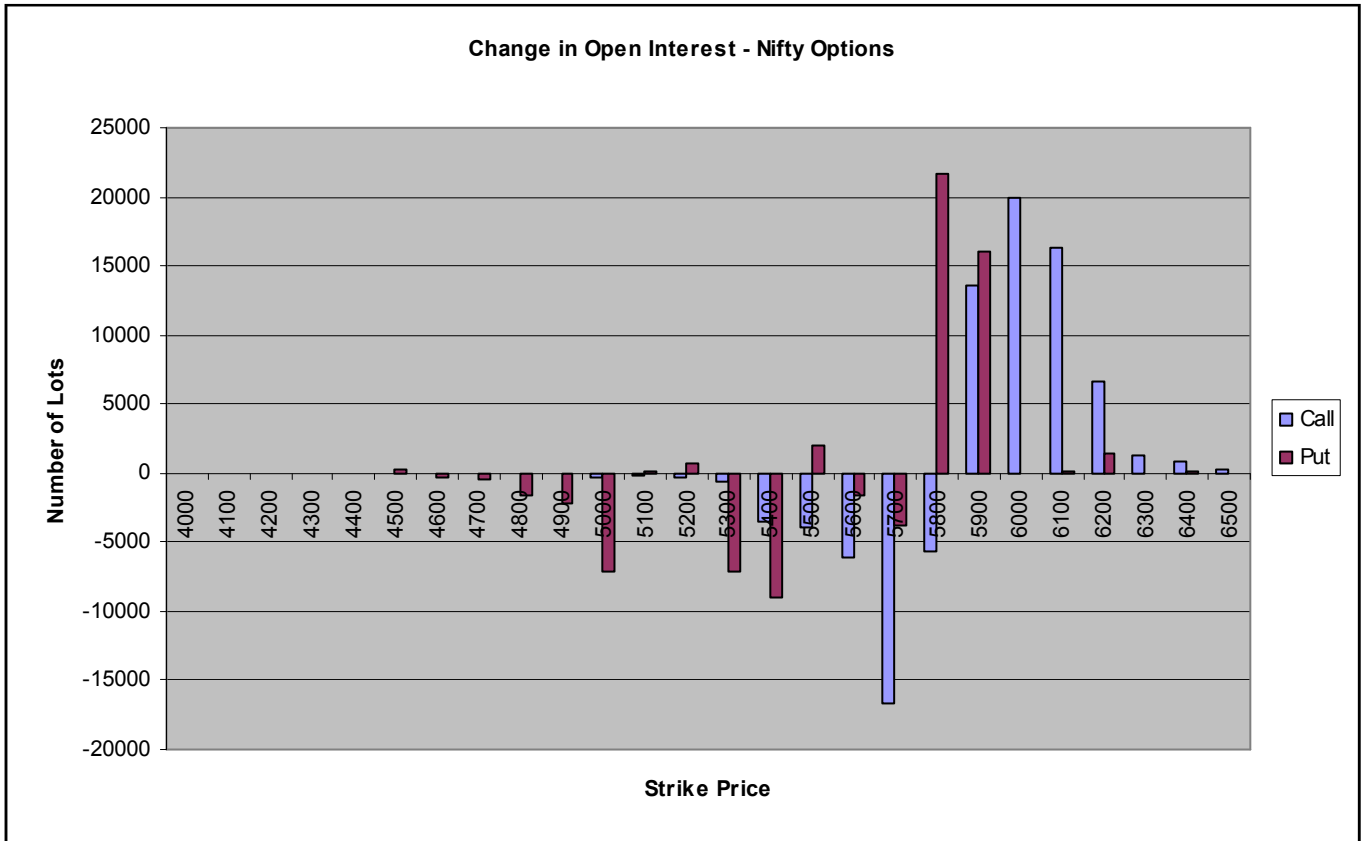
SIGNIFICANT OPEN INTEREST REDUCTIONS (STOCKS)

Contract	Price	% Change	Volume Spot	% Change	Open Interest	Absolute Change	% Change
Apollo Tyres	85.25	0.59	781426	19.09	12188000	(2372000)	(16.29)
Power Finance Corp	357.05	0.98	467208	(35.69)	789000	(122000)	(13.39)
Indian Bank	261.80	0.94	952818	110.17	1438000	(210000)	(12.74)
Crompton Greaves	312.85	1.89	1013520	110.00	1240000	(157000)	(11.24)
Bharat Electronics	1806.75	(0.50)	151332	36.09	274625	(31625)	(10.33)

OPTIONS OPEN INTEREST CONCENTRATION



OPTIONS ANALYSIS



MOST ACTIVE FUTURE CONTRACTS

Name	Expiry Date	Number of Contracts	Price	Open Interest	Value of Underlying
NIFTY FUTURE	30 SEP 10	598133	5847.15	41018050	5831.30
SBIN FUTURE	30 SEP 10	3099.95	47853	6245125	3099.00
DLF FUTURE	30 SEP 10	33342	350.05	17400000	350.95
TATA MOTORS FUTURE	30 SEP 10	20818	1034.60	13699000	1031.65
TATA STEEL FUTURE	30 SEP 10	34398	596.40	22172000	595.40
ICICI BANK FUTURE	30 SEP 10	32740	1102.65	18631500	1103.70

MOST ACTIVE NIFTY OPTION CONTRACTS

Contract	Price (Premium)	Volume (No. of Lots)	Open Interest	Delta	Gamma	Theta	Vega
SEP PE 5800	50.80	474542	7343450	(0.3991)	0.0022	2.0132	4.4877
SEP CE 5900	46.00	411466	4637600	0.3786	0.0022	2.7039	4.4268
SEP CE 5800	95.00	327959	5891600	0.6000	0.0022	3.0058	4.4901
SEP CE 6000	18.00	270481	3864600	0.1905	0.0016	1.8136	3.2333
SEP PE 5700	27.55	277572	6560850	(0.2330)	0.0015	1.9337	3.5977
SEP PE 5600	15.15	215859	8503950	(0.1330)	0.0010	1.5490	2.5671

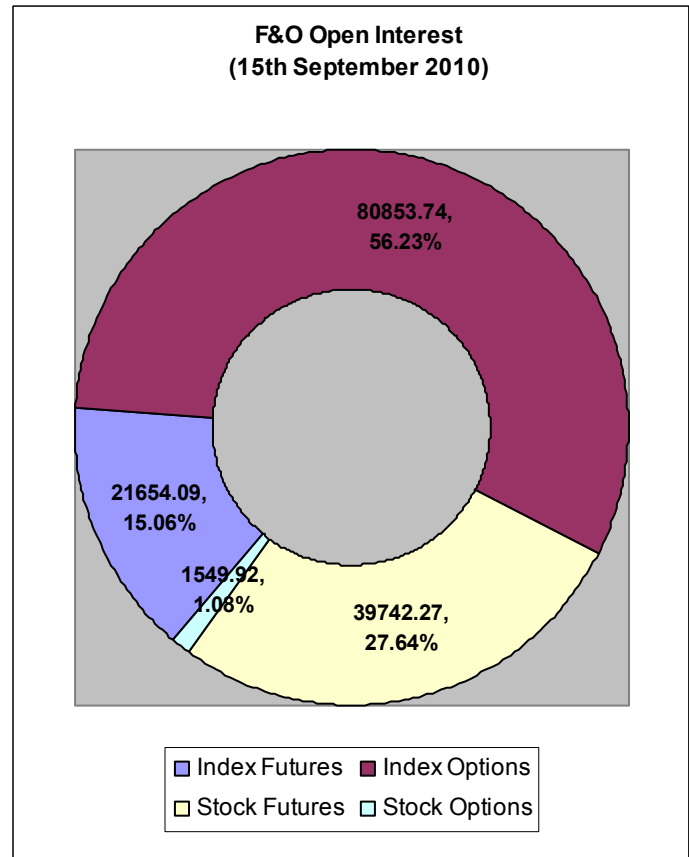
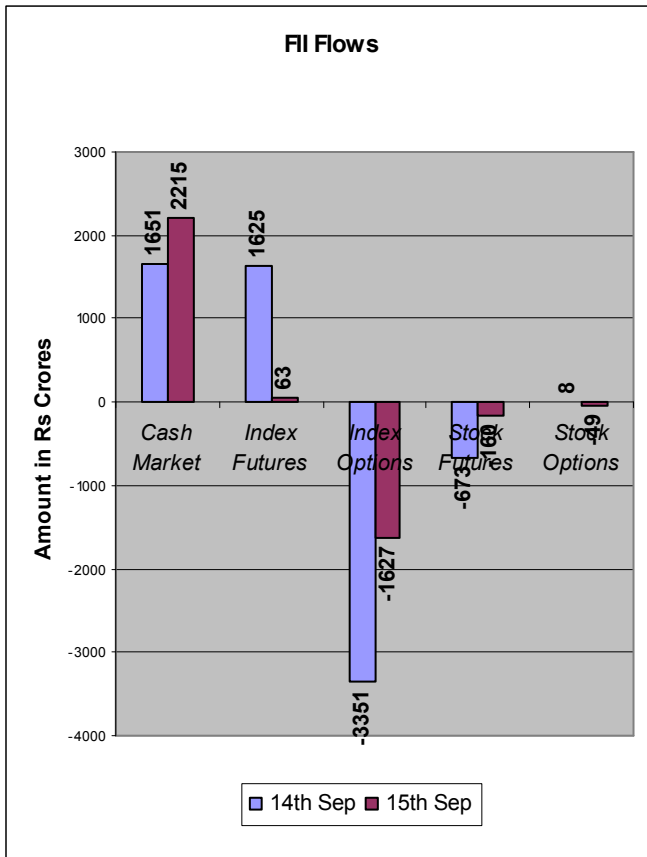
MOST ACTIVE STOCK CALLS (VALUE)

Name & Month	Strike	No. of contracts	Price
Unitech Sep	90	9522	1.65
SBIN Sep	3200	5335	36.00
Reliance Sep	1020	6538	14.25
DLF Sep	360	4473	7.15
Tata Steel Sep	620	4328	10.00

MOST ACTIVE STOCK CALLS (VALUE)

Name & Month	Strike	No. of contracts	Price
SBIN Sep	3100	2389	76.70
SBIN Sep	3000	2480	38.45
Unitech Sep	85	1963	1.60
DLF Sep	320	1555	2.55
DLF Sep	340	1337	6.40

FII ACTIVITY



* Source: www.nseindia.com (FII trades done on Exchanges)

FOR PRIVATE CIRCULATION ONLY

Disclaimer

The trading ideas discussed or recommended in this report may not be suitable for all investors. Investors should use this research as one input into formulating an investment opinion. Additional inputs should include, but are not limited to, the review of other. This is not an offer (or solicitation of an offer) to buy/sell the securities/instruments mentioned or an official confirmation. Microsec Capital Limited is not responsible for any error or inaccuracy or for any losses suffered on account of information contained in this report. This report does not purport to be offer for purchase and sale of share/ units. We and our affiliates, officers, directors, and employees, including persons involved in the preparation or issuance of this material may: (a) from time to time, have long or short positions in, and buy or sell the securities thereof, of company (ies) mentioned herein or (b) be engaged in any other transaction involving such securities and earn brokerage or other compensation discussed herein or act as advisor or lender or borrower to such company (ies) or have other potential conflict of interest with respect to any recommendation and related information and opinions. The same persons may have acted upon the information contained here. No part of this material may be duplicated in any form and/or redistributed without Microsec Capital Limited' prior written consent.