

DERIVATIVE STRATEGY | DAILY



OUR REPORTS

Fundamental

Company Report
Sector Report
Theme Based Report

Daily & Weekly

Fundamental Market Update
Technical Market Update
Derivative Market Update

Fortnightly

Banking Sector Report
Currency Report

Monthly

India Strategy Report
IIP Report
Auto Sector Update
Cement Sector Update
Metal Sector Update
Telecom Sector Update
Insurance and Mutual Fund Report
Inflation Report
Exports-Imports Report

Quarterly

India and Global Strategy Report
India Economy Report

Others

Event Based Report
RBI Monetary Review Report
Annual Budget Review Report

30th September, 2010

Vinit Pagaria, ACA, FRM

E-mail: vpagaria@microsec.in

ANALYSIS OF FUTURES & OPTIONS MARKET

Nifty (5991.30)

SEPTEMBER FUTURE

Price: 6000.40 (-0.82%)

Premium: 9.10

Open Int: 15811700 (-26%)

OCTOBER FUTURE

Price: 6025.75 (-0.63%)

Premium: 34.45

Open Int: 22664500 (+25%)

NIFTY DAILY CHART



Trading Calls

◆ Short Balrampur Chini Future

Sell Oct Future @ Rs 92.50/- Target: Rs 87/-
SL: Rs 96/- Lot Size: 4000

◆ Long ONGC Put option

Buy Oct 1400 Put option @ Rs 30/- Target: Rs 64/- Lot Size: 250

HIGHLIGHTS

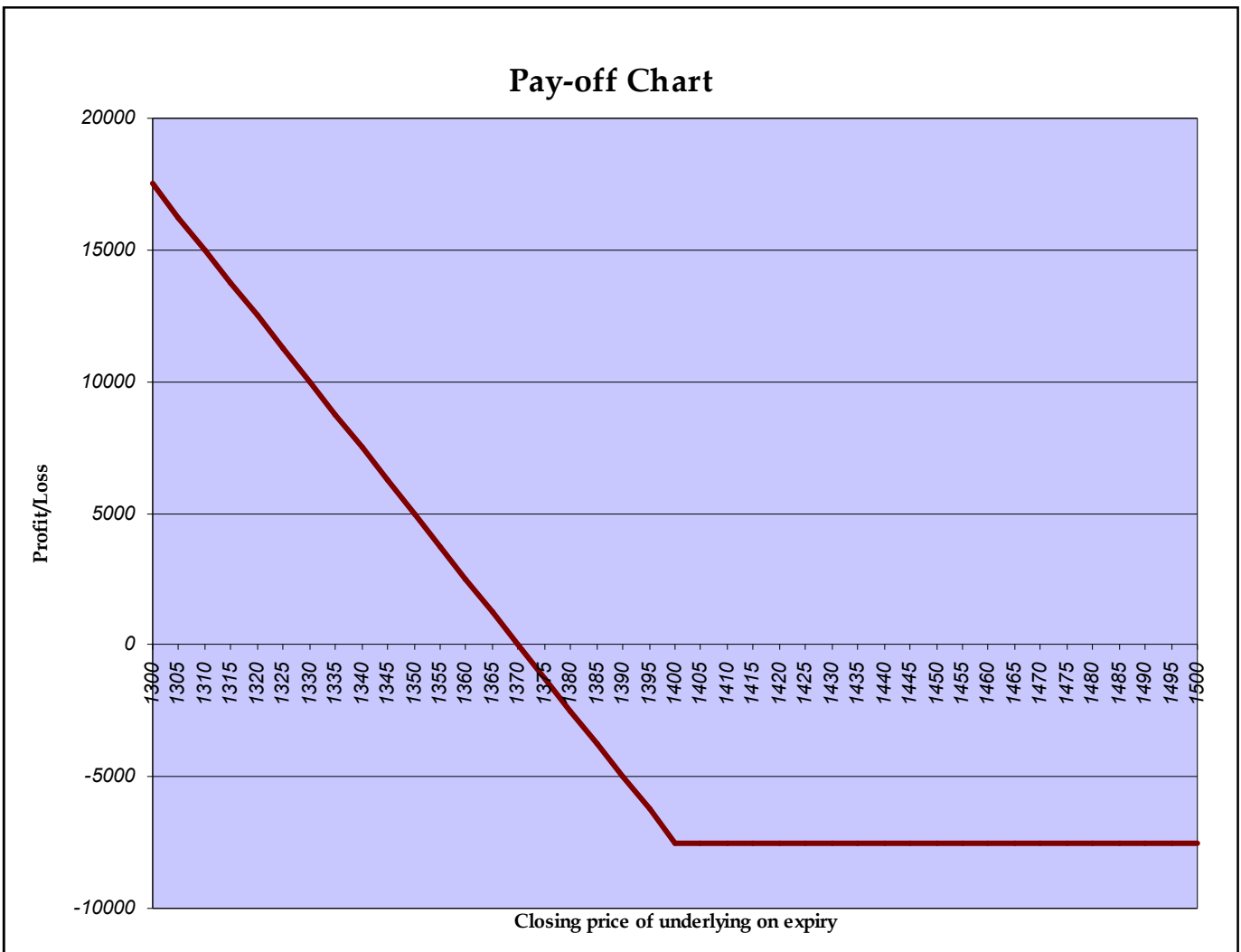
- ⇒ Nifty opened in the positive territory but again took resistance near 6070 and fell continuously thereafter to close the day lower by 0.74%. A breach of 5980 might see the Nifty going lower to 5920 and 5850 while a move beyond 6070 will open the gates for 6200
- ⇒ Nifty Call options of strike 6000 had a build up of 52514 lots while Put options of strike 6100 shed open interest by 60720 lots
- ⇒ Nifty Put Call ratio fell to 1.84 with the total open interest in Call options at 1,494,679 lots and that in Put options at 2,746,021 lots
- ⇒ Dabur India, REC Ltd, Power Grid and Chennai Petroleum appear strong while Sterlite Industries, HPCL, Balrampur Chini Mills, ONGC, Bhushan Steel, BPCL and Colgate Palmolive appear weak
- ⇒ Volatility Index rose by 4.47% from 21.21 to 22.16

NIFTY PIVOT POINTS

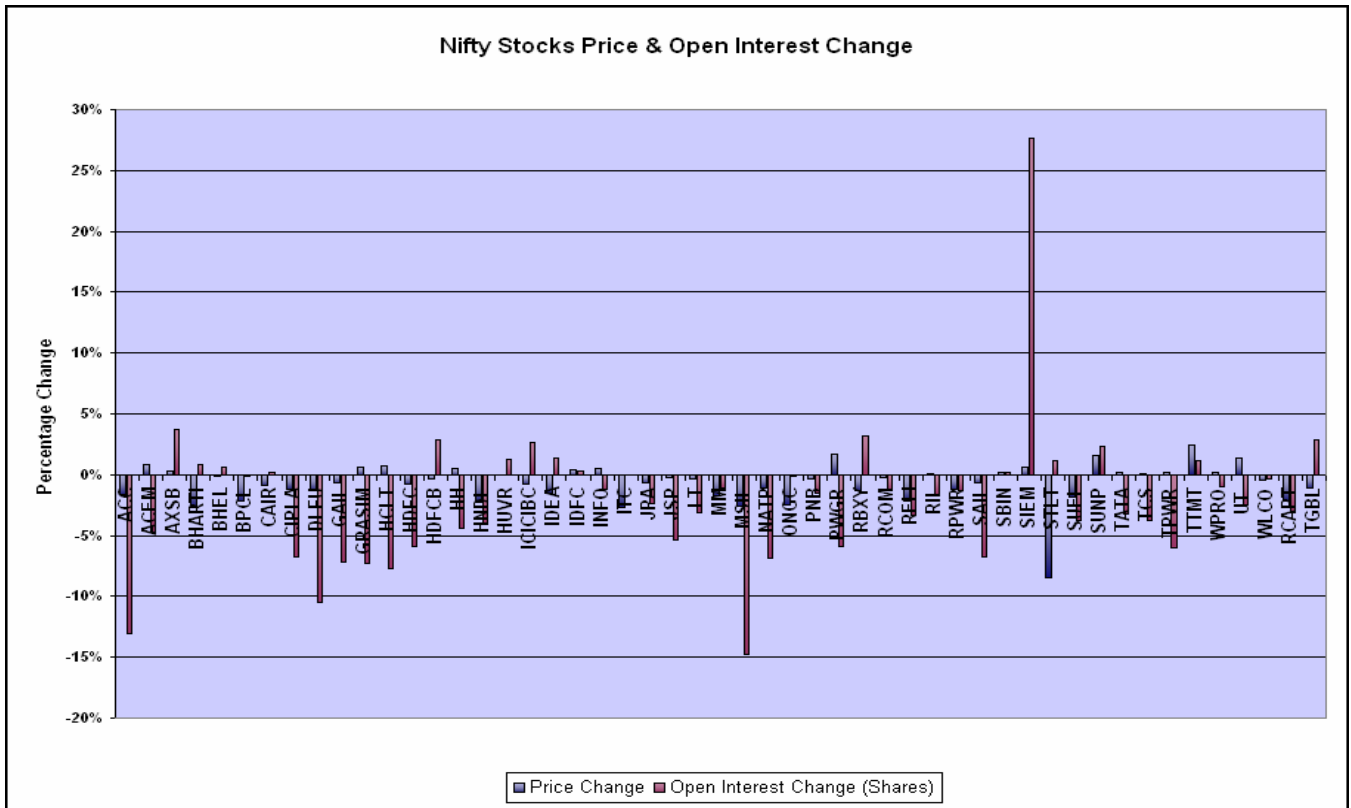
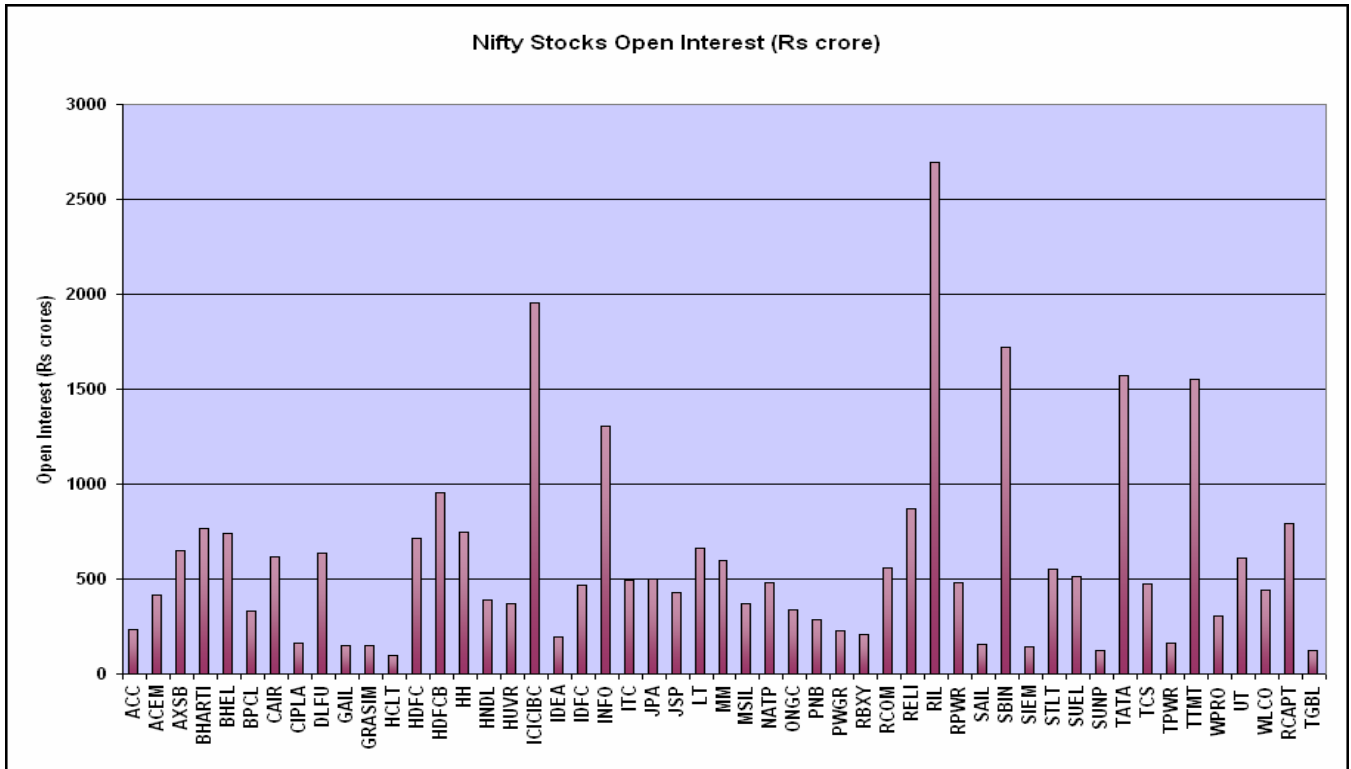
S2	S1	PIVOT	R1	R2
5922	5957	6014	6049	6106

OPTION STRATEGY

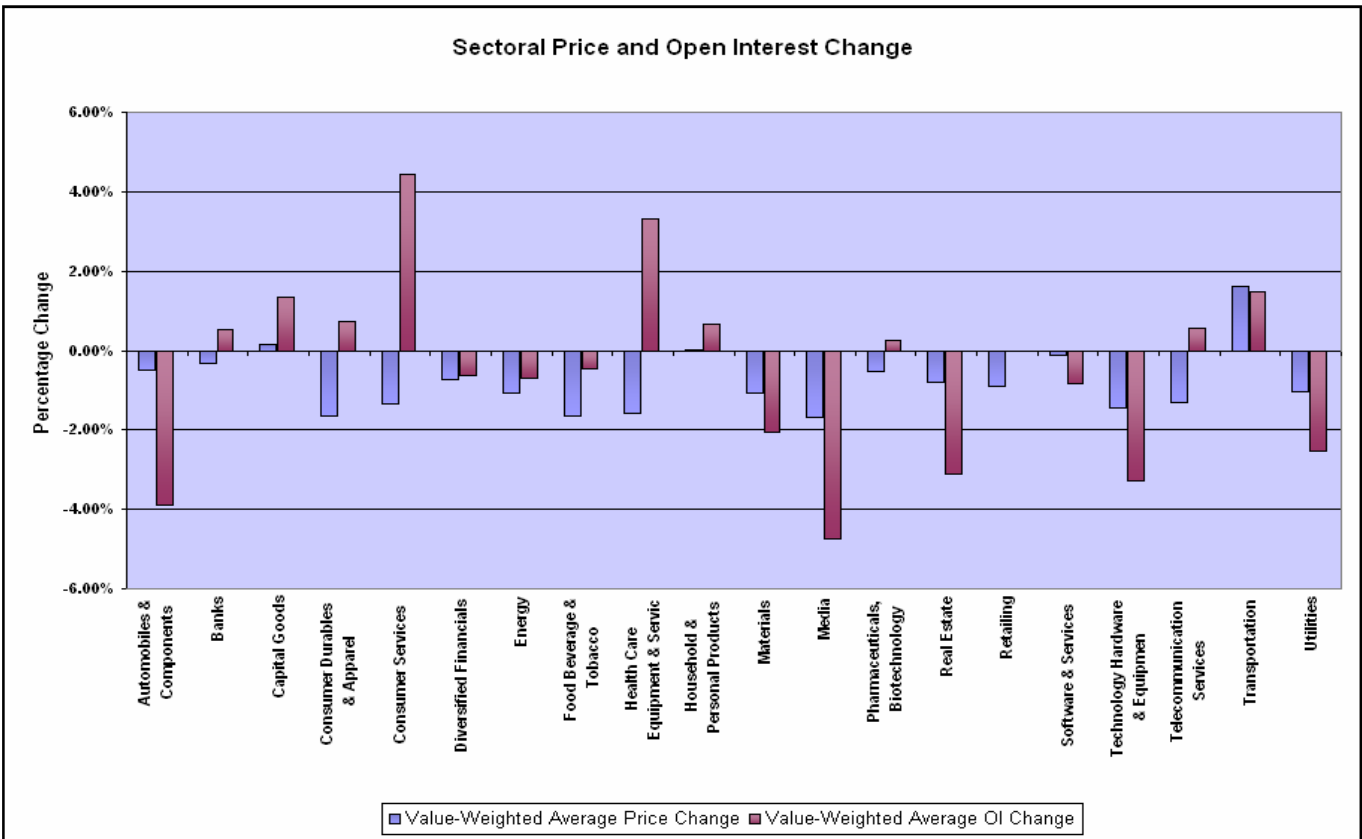
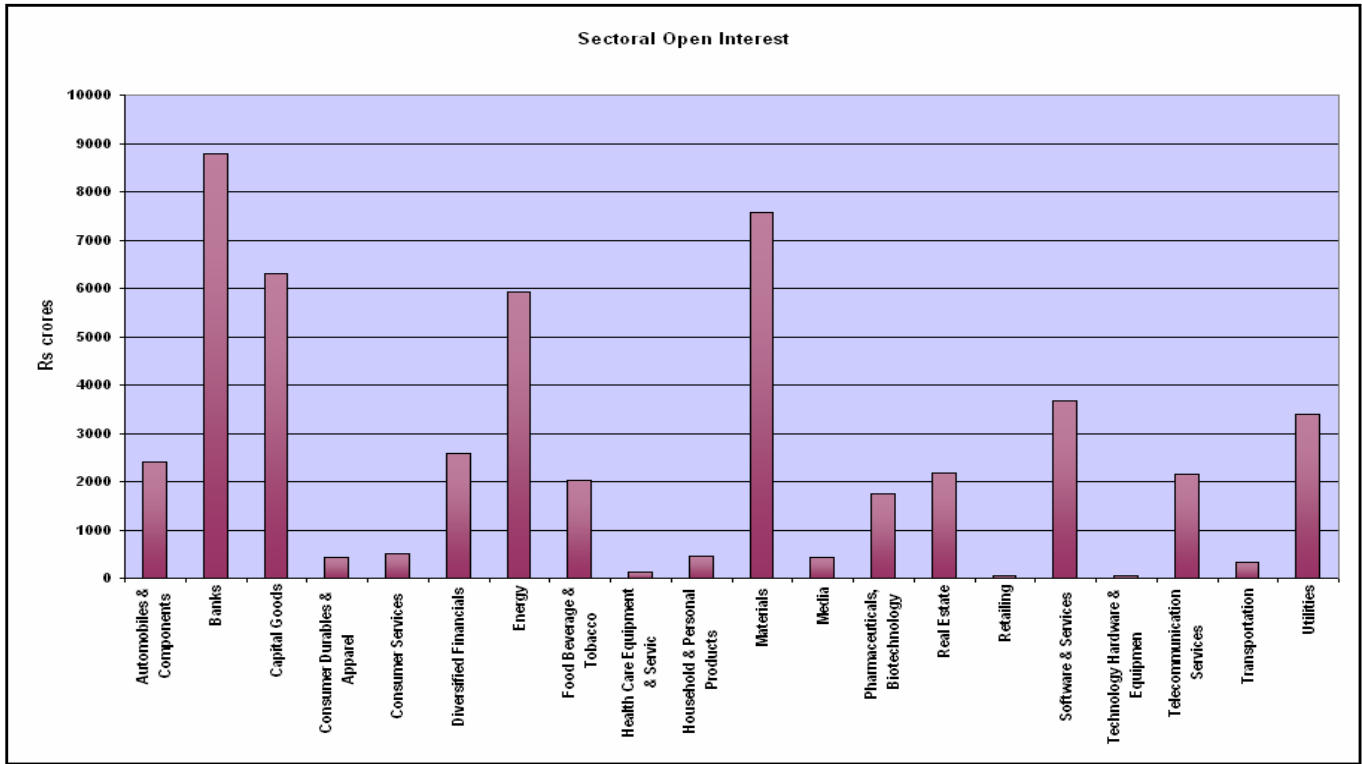
Scrip/Index: ONGC
Strategy: Long Put option
Current Price of Underlying: Rs 1421.35 Lot Size: 250
Buy Oct 1400 Put option @ Rs 30/-
Profitable when closing price is below Rs 1370/- on expiry
Maximum Potential Profit: Unlimited Maximum Possible Loss: Rs 7,500/-
Time to Expiry: 28 days



STOCK FUTURES - NIFTY STOCKS



STOCK FUTURES - SECTORAL ANALYSIS



TOP PRICE GAINERS (STOCKS)

Scrip	Lot Size	Spot price	% Change
Kingfisher Airlines	4000	73.15	7.34
Alstom Projects	1000	810.75	3.91
GSK Pharma	125	2240.95	3.81
Triveni Engineering	2000	122.30	3.38
Lanco Infratech	4000	71.85	3.38

TOP PRICE LOSERS (STOCKS)

Scrip	Lot Size	Spot Price	% Change
Sterlite Industries	1000	161.40	(8.43)
IVRCL Infra	1000	163.65	(3.96)
EKC Ltd	2000	118.05	(3.44)
Punj Lloyd	2000	126.90	(3.39)
Hindustan Zinc	250	1091.05	(3.34)

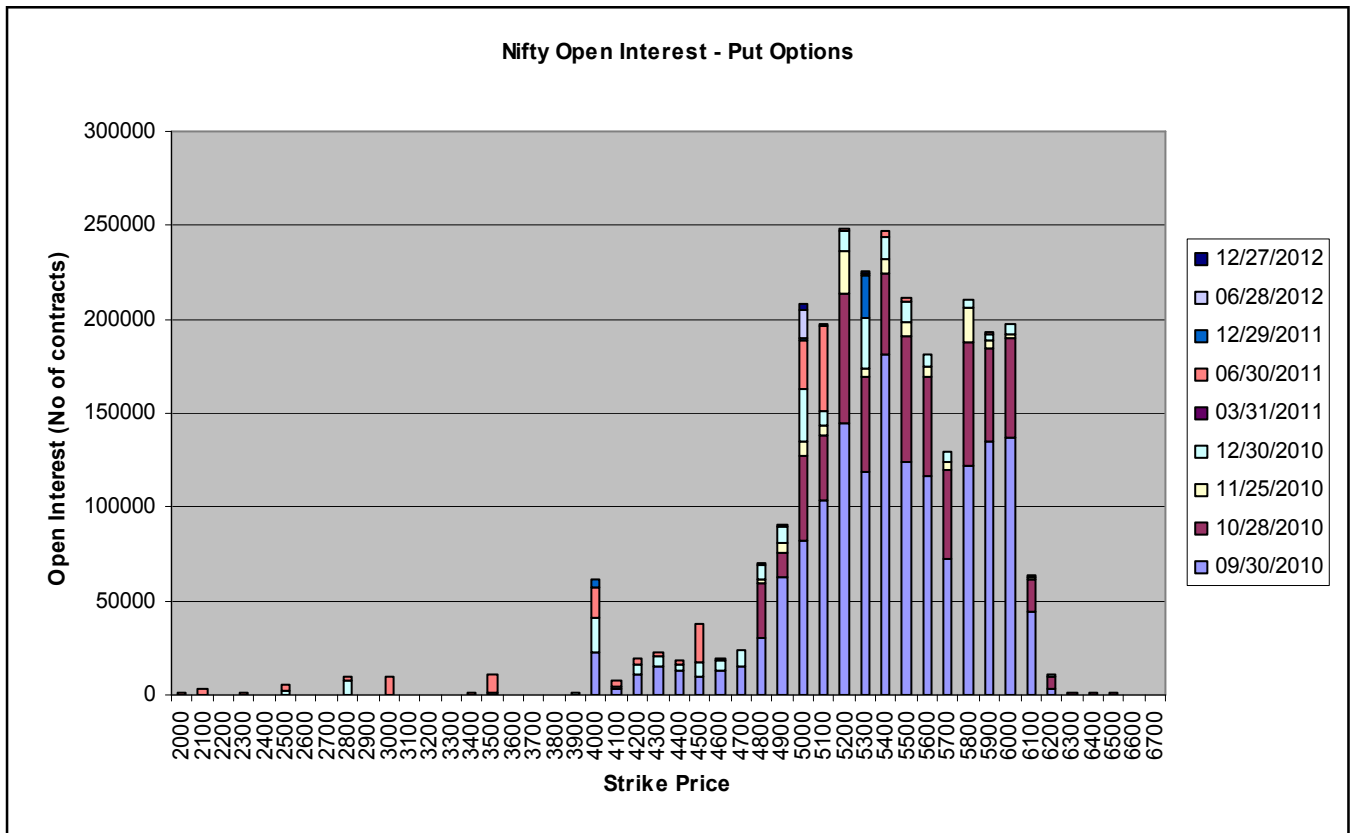
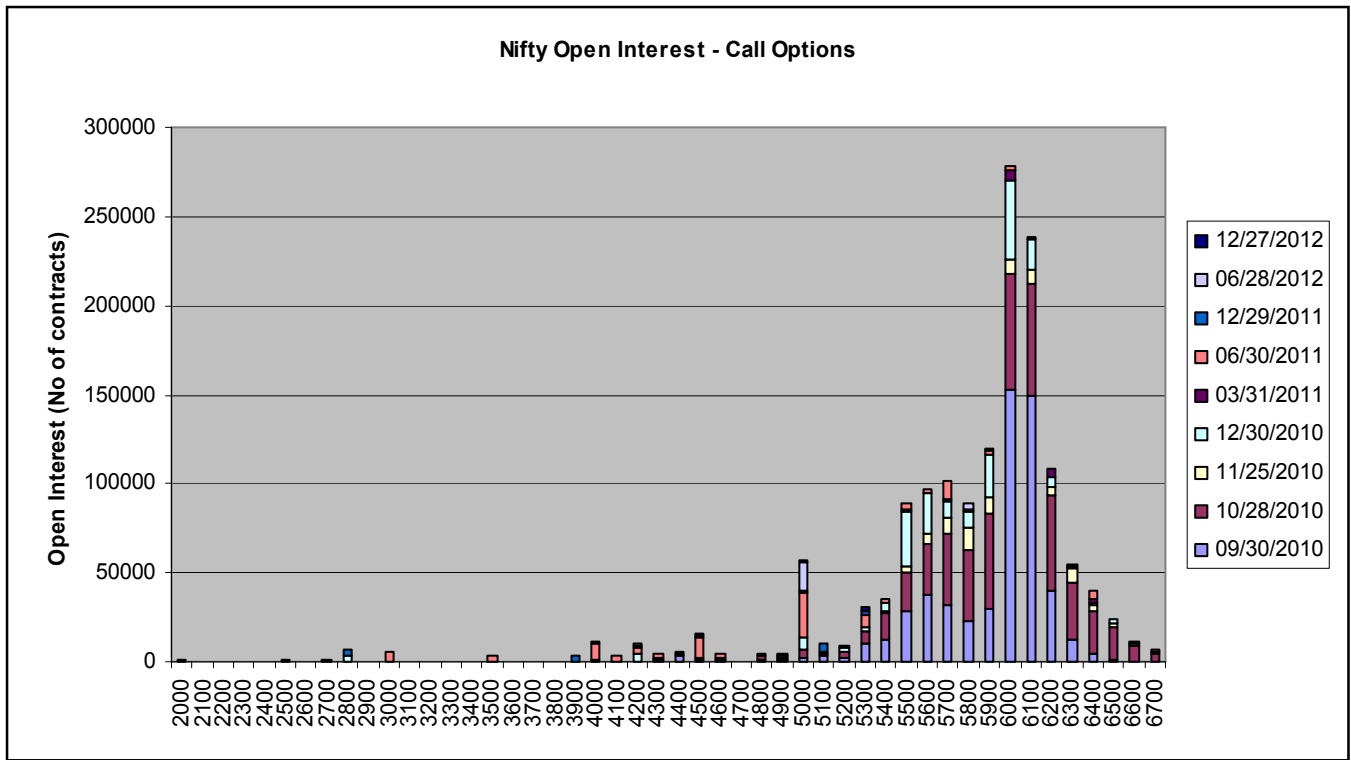
SIGNIFICANT OPEN INTEREST ADDITIONS (STOCKS)

Contract	Price	% Change	Volume Spot	% Change	Open Interest	Absolute Change	% Change
Alstom Projects	810.75	3.91	1053756	341.92	2364000	567000	63.10
Siemens India	821.60	0.64	1270012	(7.05)	1751000	379000	27.62
GSK Pharma	2240.95	3.81	237247	692.22	241375	35000	16.96
Indian Overseas Bank	132.05	(2.69)	1587062	75.27	5948000	644000	12.14
BEML Ltd	1106.05	(0.62)	82736	78.94	235500	22000	10.30
Andhra Bank	160.20	(1.75)	1057867	29.65	4886000	378000	8.39

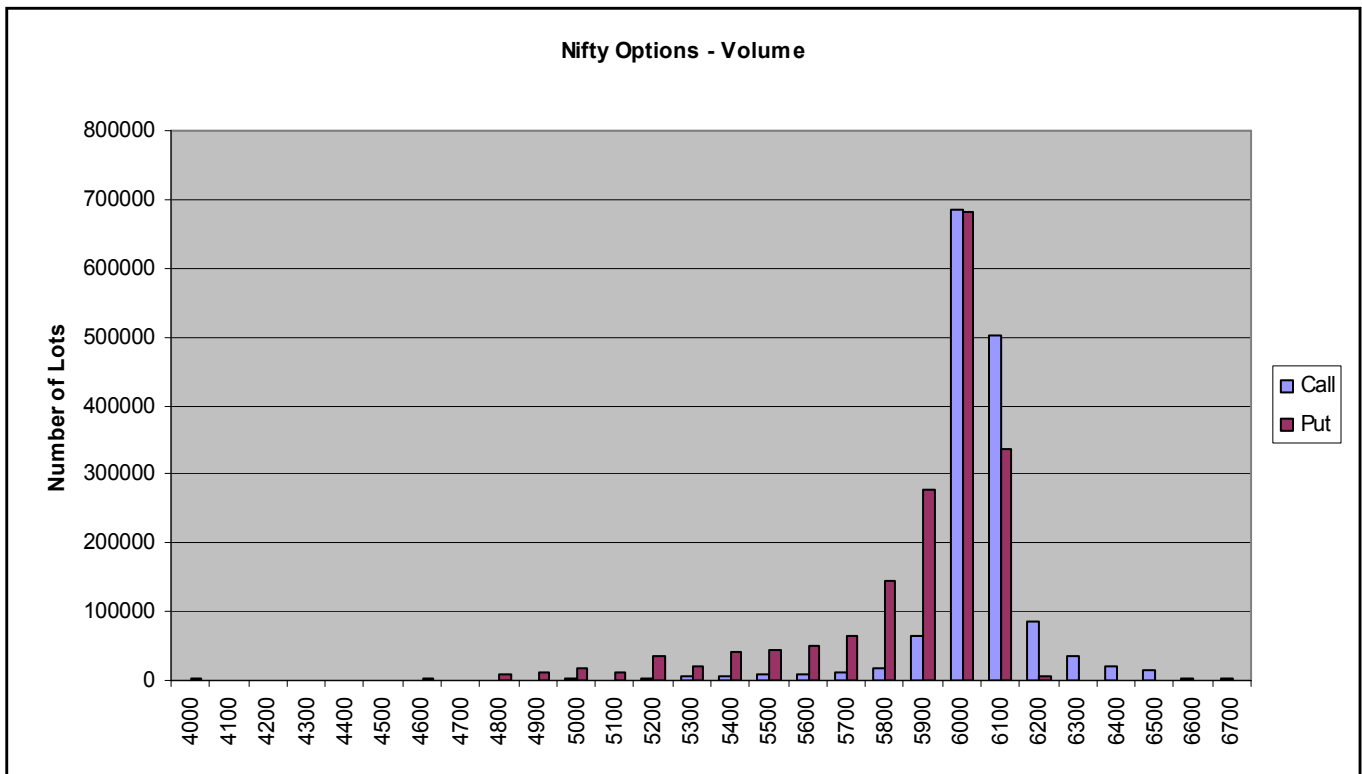
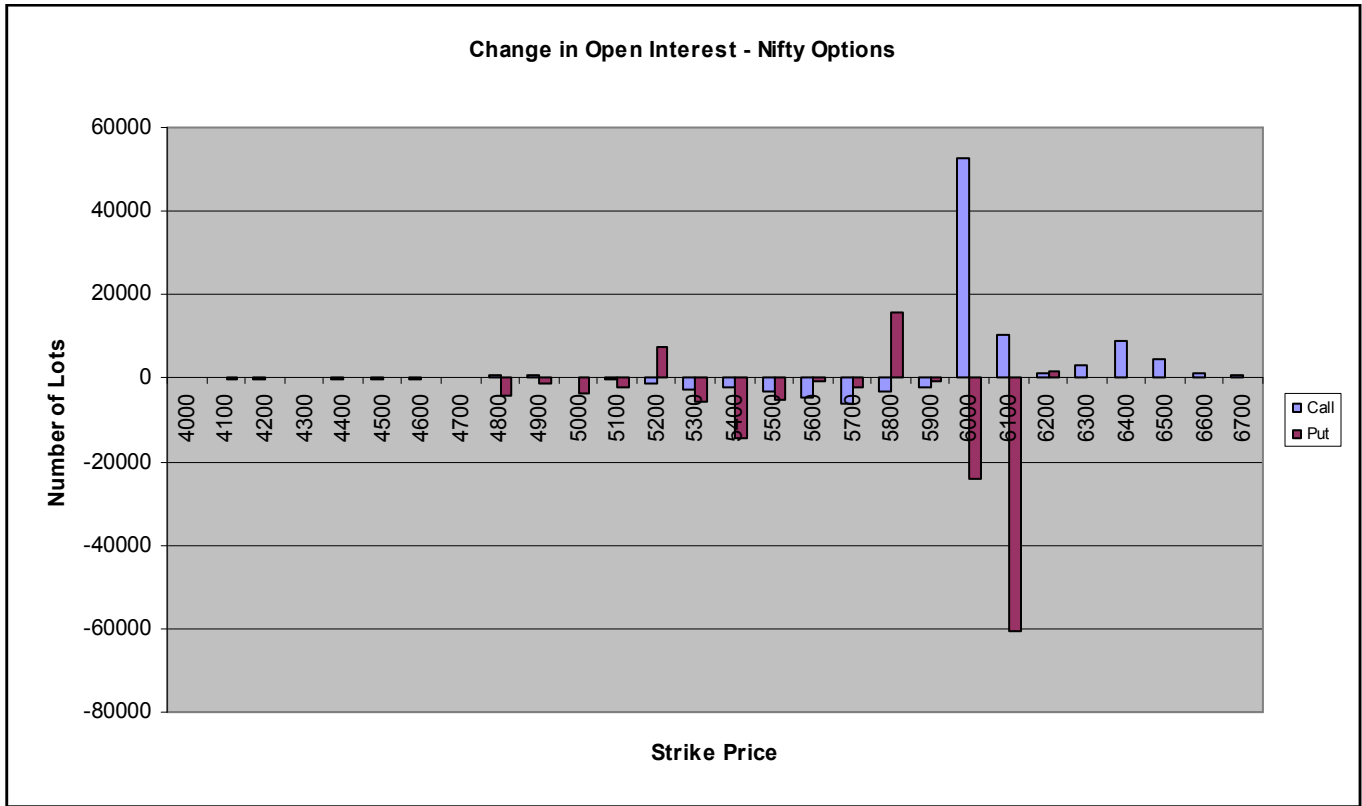
SIGNIFICANT OPEN INTEREST REDUCTIONS (STOCKS)

Contract	Price	% Change	Volume Spot	% Change	Open Interest	Absolute Change	% Change
Noida Toll Bridge	32.70	(2.24)	2245195	13.96	7304000	(1536000)	(17.38)
Maruti Suzuki	1430.05	(2.59)	413917	1.95	2599500	(451000)	(14.78)
ACC Ltd	1005.15	(1.58)	437664	69.04	231250	(350000)	(13.05)
DLF Ltd	372.95	(1.34)	8724937	16.46	17080000	(1990000)	(10.44)
GSPL	114.55	1.06	1627308	50.82	10604000	(1224000)	(10.35)

OPTIONS OPEN INTEREST CONCENTRATION



OPTIONS ANALYSIS



MOST ACTIVE FUTURE CONTRACTS

Name	Expiry Date	Number of Contracts	Price	Open Interest	Value of Underlying
NIFTY FUTURE	30 SEP 10	447304	5997.90	23264850	5984.50
NIFTY FUTURE	28 OCT 10	243870	6019.85	23303350	5984.50
TATA MOTORS FUTURE	30 SEP 10	30508	1106.50	603000	1106.95
SBIN FUTURE	30 SEP 10	26859	3193.50	3411750	3193.00
TATA STEEL FUTURE	30 SEP 10	30849	653.35	11491000	651.60
TATA MOTORS FUTURE	30 SEP 10	15439	1109.45	9247000	1106.95

MOST ACTIVE NIFTY OPTION CONTRACTS

Contract	Price (Premium)	Volume (No. of Lots)	Open Interest	Delta	Gamma	Theta	Vega
SEP CE 6000	16.80	634519	7707000	0.4532	0.0077	7.0774	1.5088
SEP PE 6000	22.00	593136	7181000	(0.5514)	0.0086	9.9400	1.5064
SEP CE 6100	1.20	434594	7608700	0.0466	0.0016	1.1782	0.4031
SEP PE 6100	101.80	320291	2243550	—	—	—	—
SEP PE 5900	2.20	228131	7289200	(0.0711)	0.0021	2.0094	0.5494
SEP PE 5800	0.70	94084	6083350	(0.0176)	0.0005	0.5990	0.1802

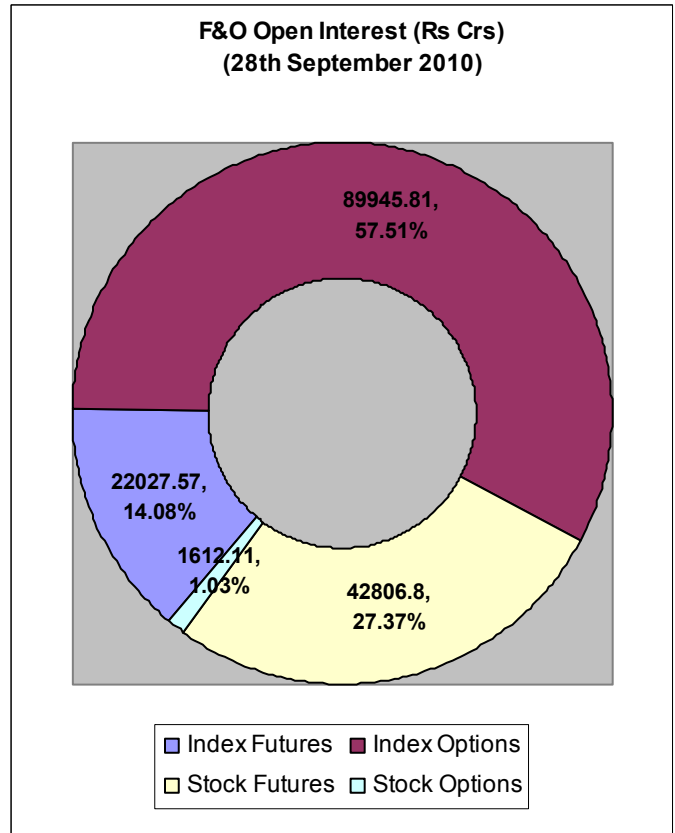
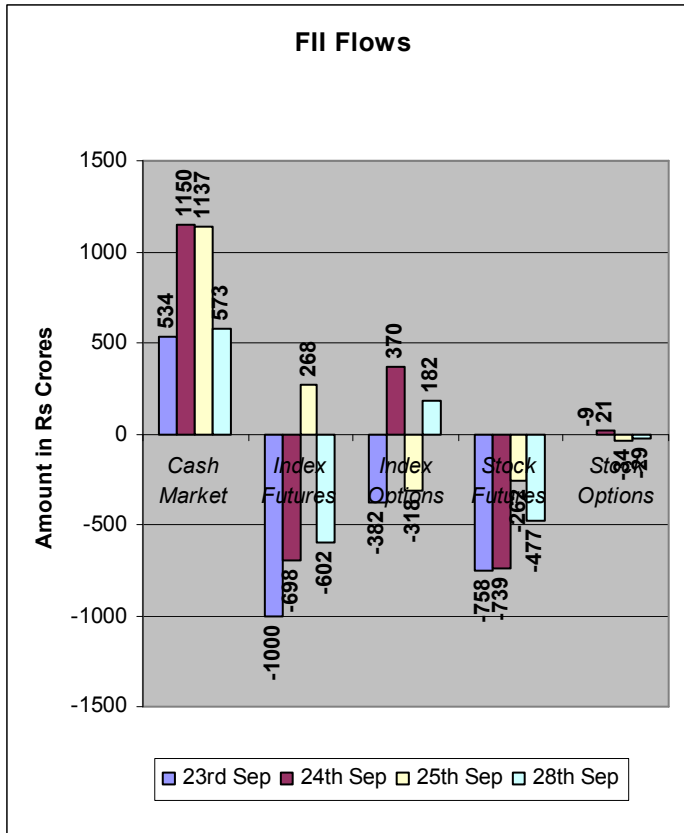
MOST ACTIVE STOCK CALLS (VALUE)

Name & Month	Strike	No. of contracts	Price
Tata Motors Sep	1100	7483	12.10
Unitech Sep	90	8678	0.25
SBIN Sep	3200	4856	15.50
Tata Steel Sep	660	5765	3.00
Tata Motors Sep	1120	3297	3.30

MOST ACTIVE STOCK PUTS (VALUE)

Name & Month	Strike	No. of contracts	Price
Tata Motors Sep	1080	1631	1.35
SBIN Sep	3200	2046	19.00
Tata Motors Sep	1100	1158	6.15
SBIN Sep	3150	1359	3.95
Reliance Sep	1000	2078	6.50

FII ACTIVITY



* Source: www.nseindia.com (FII trades done on Exchanges)

FOR PRIVATE CIRCULATION ONLY

Disclaimer

The trading ideas discussed or recommended in this report may not be suitable for all investors. Investors should use this research as one input into formulating an investment opinion. Additional inputs should include, but are not limited to, the review of other. This is not an offer (or solicitation of an offer) to buy/sell the securities/instruments mentioned or an official confirmation. Microsec Capital Limited is not responsible for any error or inaccuracy or for any losses suffered on account of information contained in this report. This report does not purport to be offer for purchase and sale of share/ units. We and our affiliates, officers, directors, and employees, including persons involved in the preparation or issuance of this material may: (a) from time to time, have long or short positions in, and buy or sell the securities thereof, of company (ies) mentioned herein or (b) be engaged in any other transaction involving such securities and earn brokerage or other compensation discussed herein or act as advisor or lender or borrower to such company (ies) or have other potential conflict of interest with respect to any recommendation and related information and opinions. The same persons may have acted upon the information contained here. No part of this material may be duplicated in any form and/or redistributed without Microsec Capital Limited' prior written consent.