

DERIVATIVE STRATEGY | DAILY



28th October, 2010

Vinit Pagaria, ACA, FRM

E-mail: vpagaria@microsec.in

OUR REPORTS

Fundamental

Company Report
Sector Report
Theme Based Report

Daily & Weekly

Fundamental Market Update
Technical Market Update
Derivative Market Update

Fortnightly

Banking Sector Report
Currency Report

Monthly

India Strategy Report
IIP Report
Auto Sector Update
Cement Sector Update
Metal Sector Update
Telecom Sector Update
Insurance and Mutual Fund Report
Inflation Report
Exports-Imports Report

Quarterly

India and Global Strategy Report
India Economy Report

Others

Event Based Report
RBI Monetary Review Report
Annual Budget Review Report

ANALYSIS OF FUTURES & OPTIONS MARKET

Nifty (6012.65)

OCTOBER FUTURE

Price: 6037.50 (-1.16%)

Premium: 24.85

Open Int: 16223950 (-22%)

NOVEMBER FUTURE

Price: 6067.60 (-1.13%)

Premium: 54.95

Open Int: 17662350 (+42%)

NIFTY DAILY CHART



Trading Calls

◆ Long JSW Steel Future

Buy Nov Future @ Rs 1285/- Target: Rs 1344/- SL: Rs 1248/- Lot Size: 250

◆ Long Sesa Goa Call option

Buy Nov 340 Call option @ Rs 14/- Target: Rs 23/- Lot Size: 500

HIGHLIGHTS

- ⇒ Nifty was under pressure yesterday and it tested a low of 5988. It closed lower by 1.14% and has strong support at 5960. If that level is breached, there could be severe selling pressure and Nifty might test 5700 in short term.
- ⇒ Nifty Call options of strike 6100 had a build up of 46261 lots while Put options of strike 6000 added 38128 lots to open interest
- ⇒ Nifty Put Call ratio rose marginally to 1.18 with the total open interest in Call options at 1,675,337 lots and that in Put options at 1,976,481 lots
- ⇒ Sesa Goa, JSW Steel, PTC India, Shipping Corporation of India, Reliance Communication and Colgate Palmolive appear strong while Asian Paints, HDIL, Chambal Fertilizers and Dish TV appear weak
- ⇒ Volatility Index rose by 2.29% from 20.55 to 21.02

**NIFTY
PIVOT POINTS**

**S2
5937**

**S1
5975**

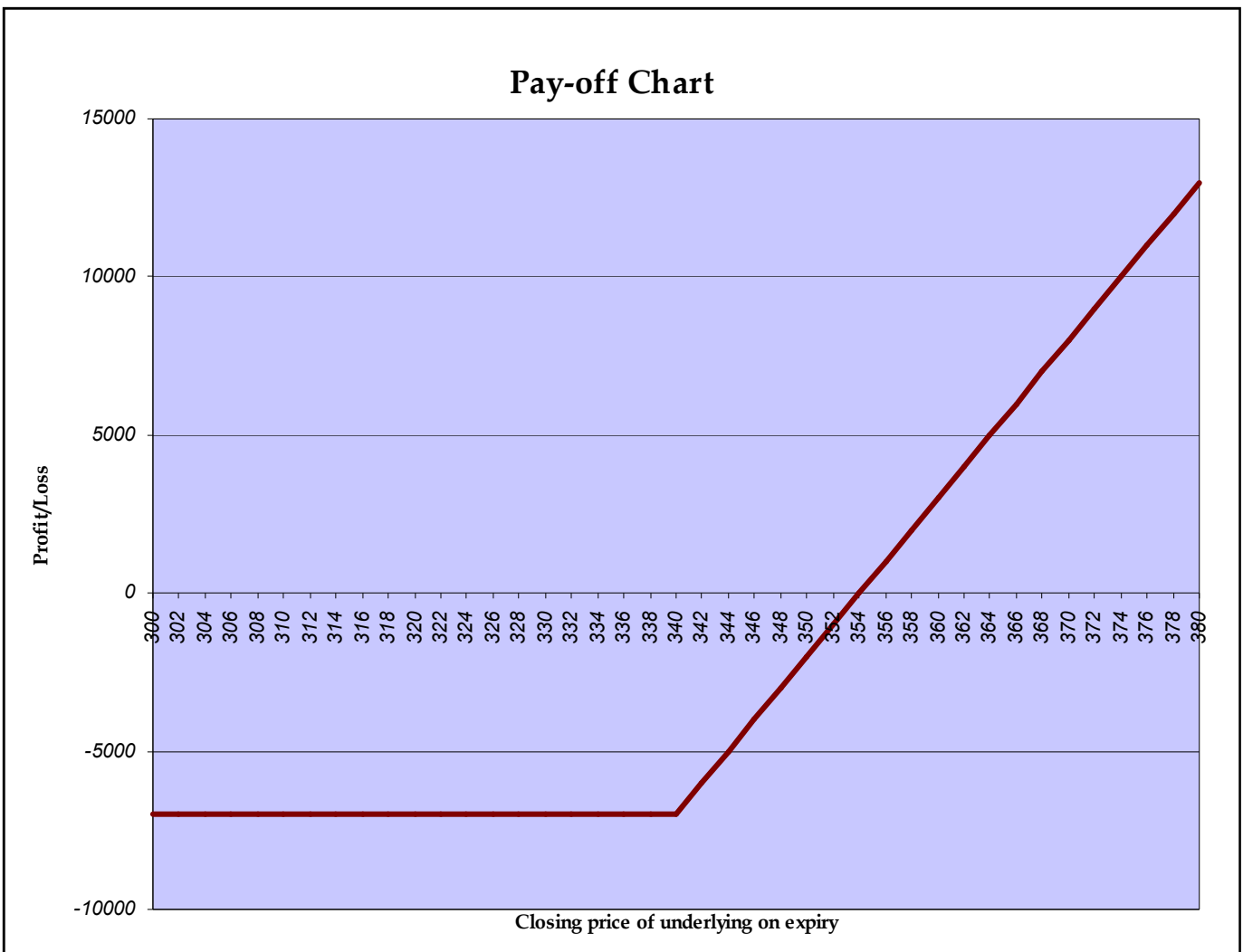
**PIVOT
6025**

**R1
6063**

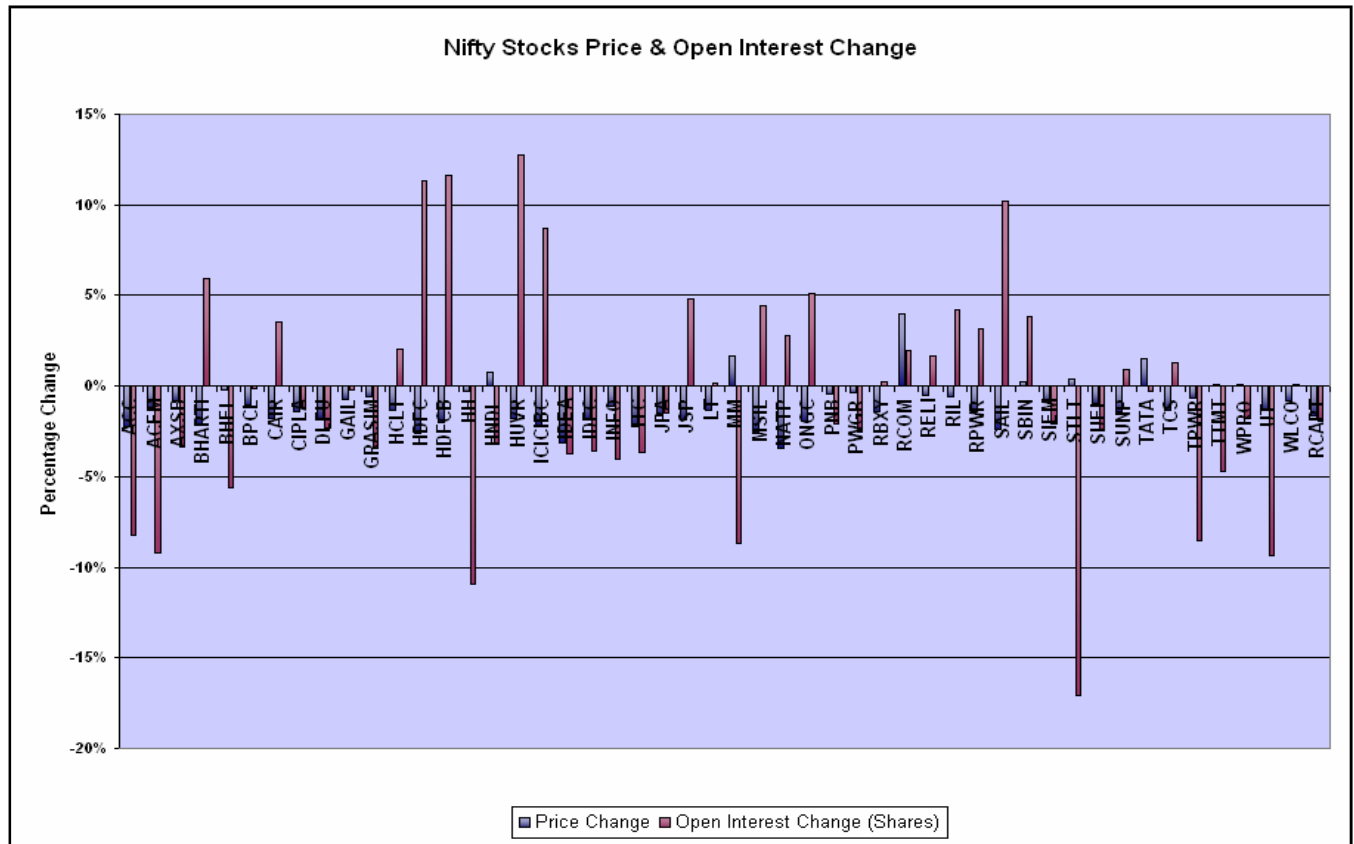
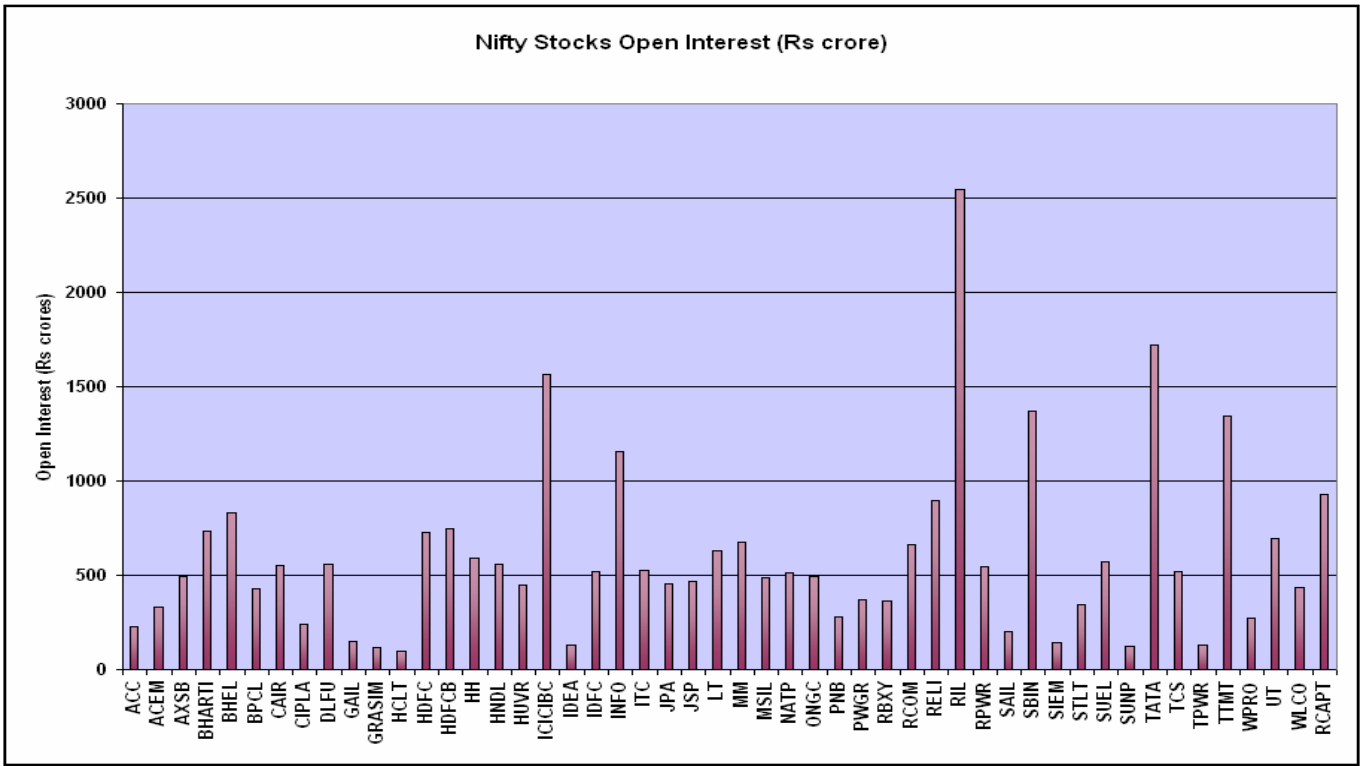
**R2
6114**

OPTION STRATEGY

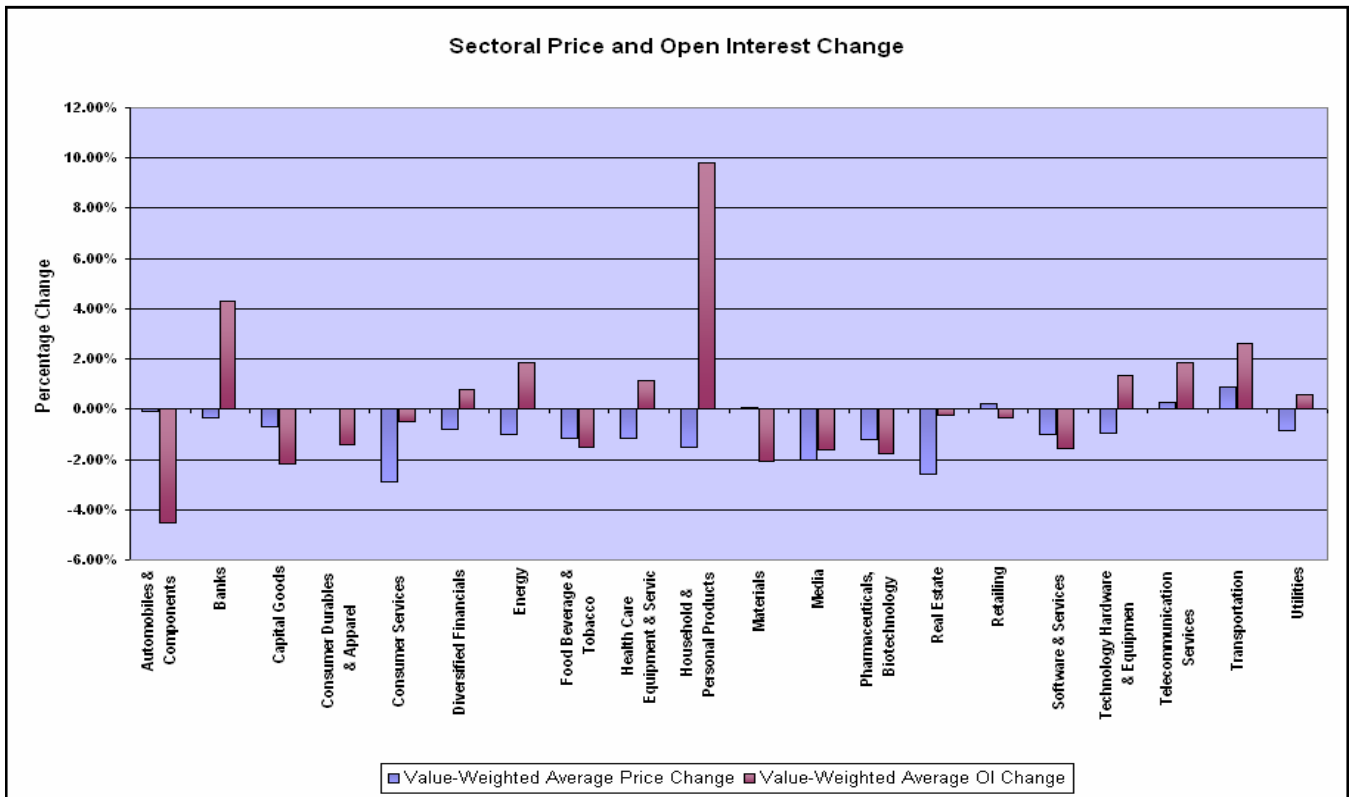
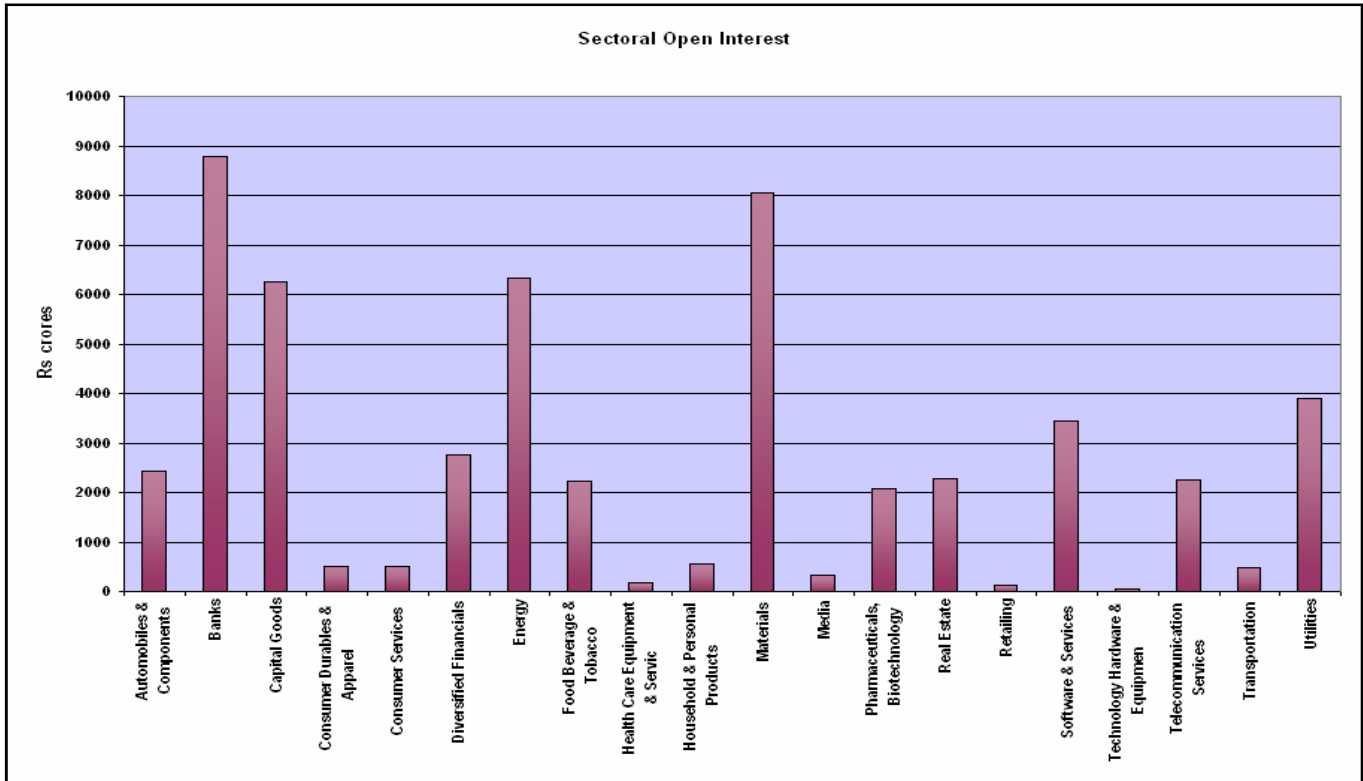
Scrip/Index: SESA GOA
Strategy: Long Call option
Current Price of Underlying: Rs 330.90 Lot Size: 500
Buy Nov 140 Call option @ Rs 14/-
Profitable when closing price is above Rs 354/- on expiry
Maximum Potential Profit: Unlimited Maximum Possible Loss: Rs 7,000/-
Time to Expiry: 29 days



STOCK FUTURES - NIFTY STOCKS



STOCK FUTURES - SECTORAL ANALYSIS



TOP PRICE GAINERS (STOCKS)

Scrip	Lot Size	Spot price	% Change
JSW Steel	250	1277.35	4.21
Reliance Com	2000	182.70	3.95
Kingfisher Airlines	4000	81.25	3.70
IDBI Bank	2000	177.25	3.53
Dena Bank	4000	142.40	3.38

TOP PRICE LOSERS (STOCKS)

Scrip	Lot Size	Spot Price	% Change
Onmobile Global	1000	330.40	(6.20)
Union Bank of India	1000	392.90	(5.98)
Chambal Fertilizers	4000	82.10	(5.14)
Indiabulls Real Est	2000	195.60	(4.40)
HDIL	1000	256.55	(3.61)

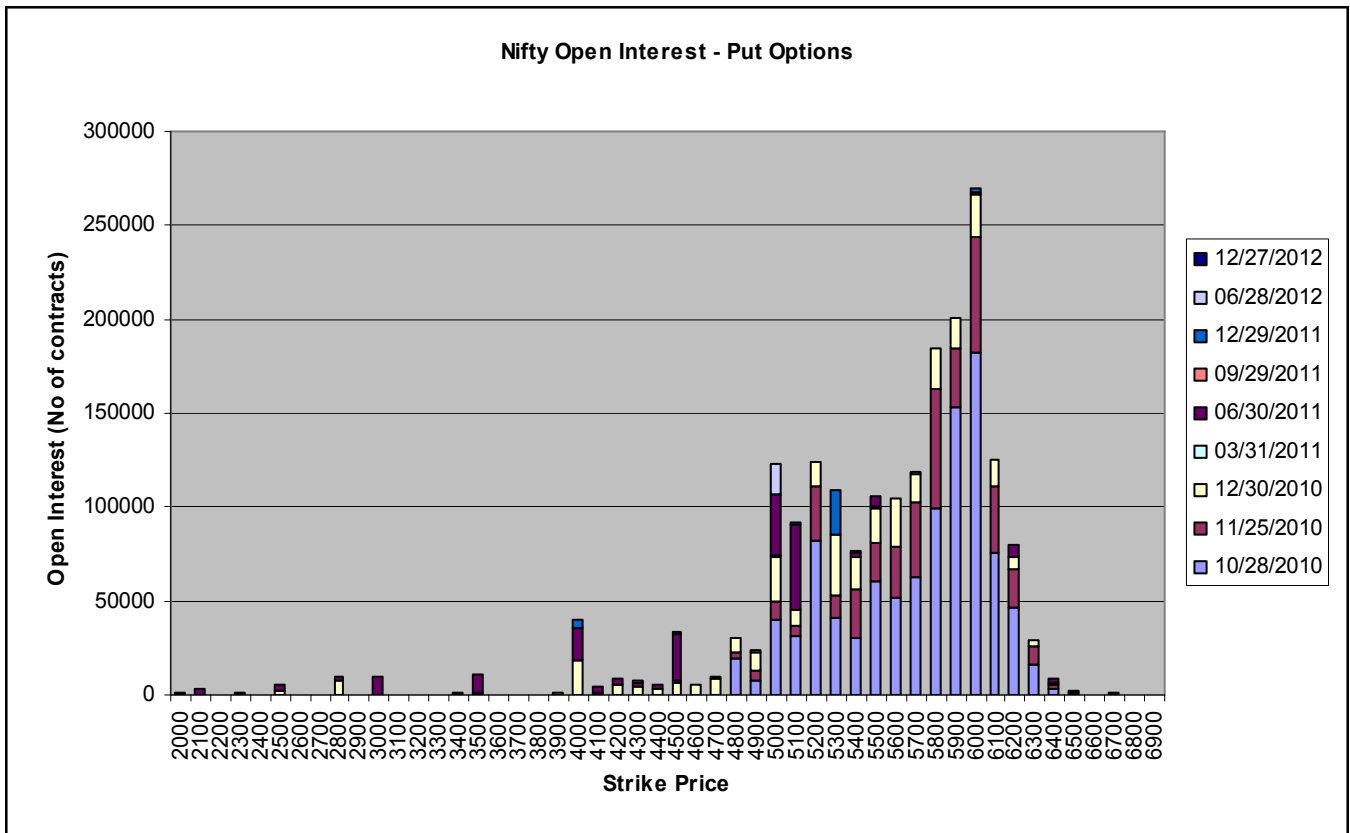
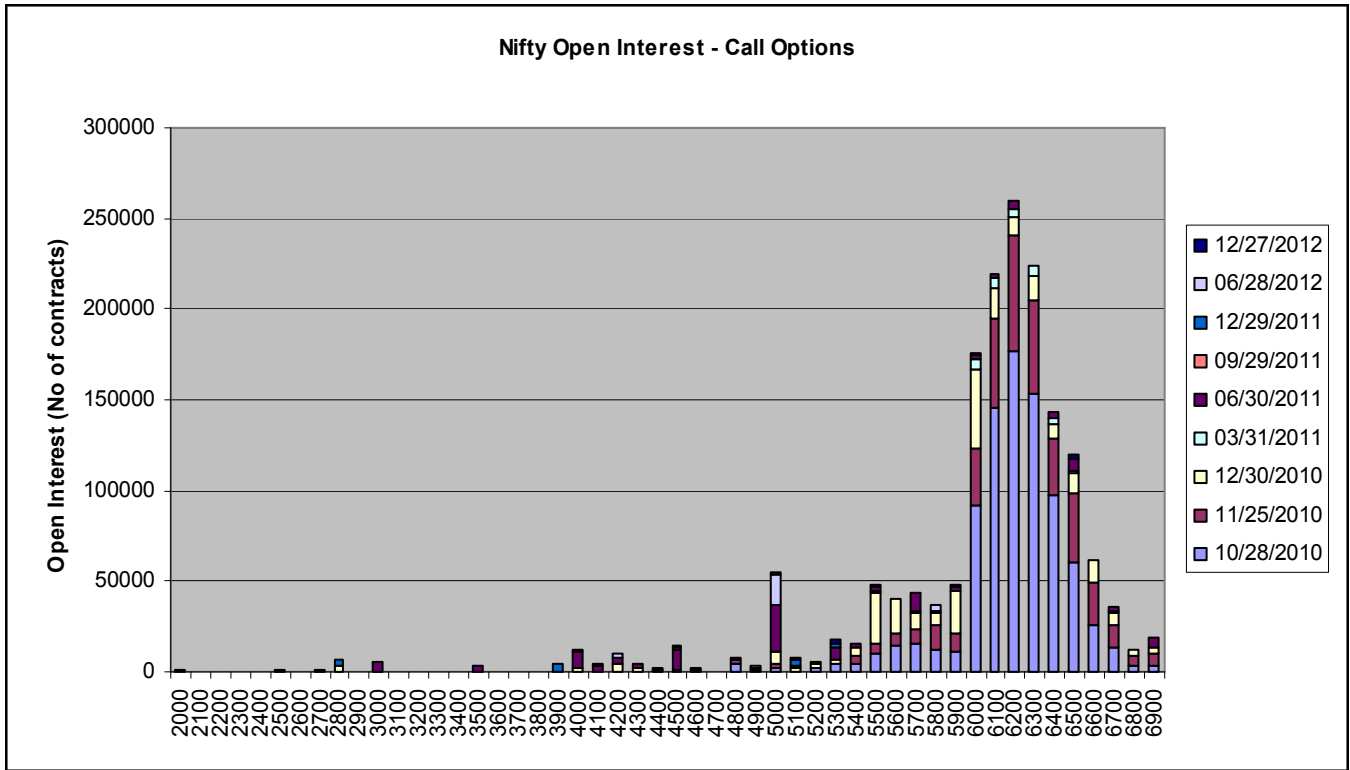
SIGNIFICANT OPEN INTEREST ADDITIONS (STOCKS)

Contract	Price	% Change	Volume Spot	% Change	Open Interest	Absolute Change	% Change
Onmobile Global	330.40	(6.20)	378597	123.03	1060000	209000	24.56
Kotak Mahindra Bank	480.10	(2.44)	1934445	66.45	4818000	644000	15.43
Syndicate Bank	143.35	0.84	2786829	48.19	10324000	1340000	14.92
Bank of Baroda	991.30	1.20	419541	(9.46)	2181000	262500	13.68
Hindustan Unilever	293.00	(1.76)	1768797	(6.72)	15252000	1727000	12.77
HDFC Bank	2254.30	(2.05)	822033	62.15	3314500	345250	11.63

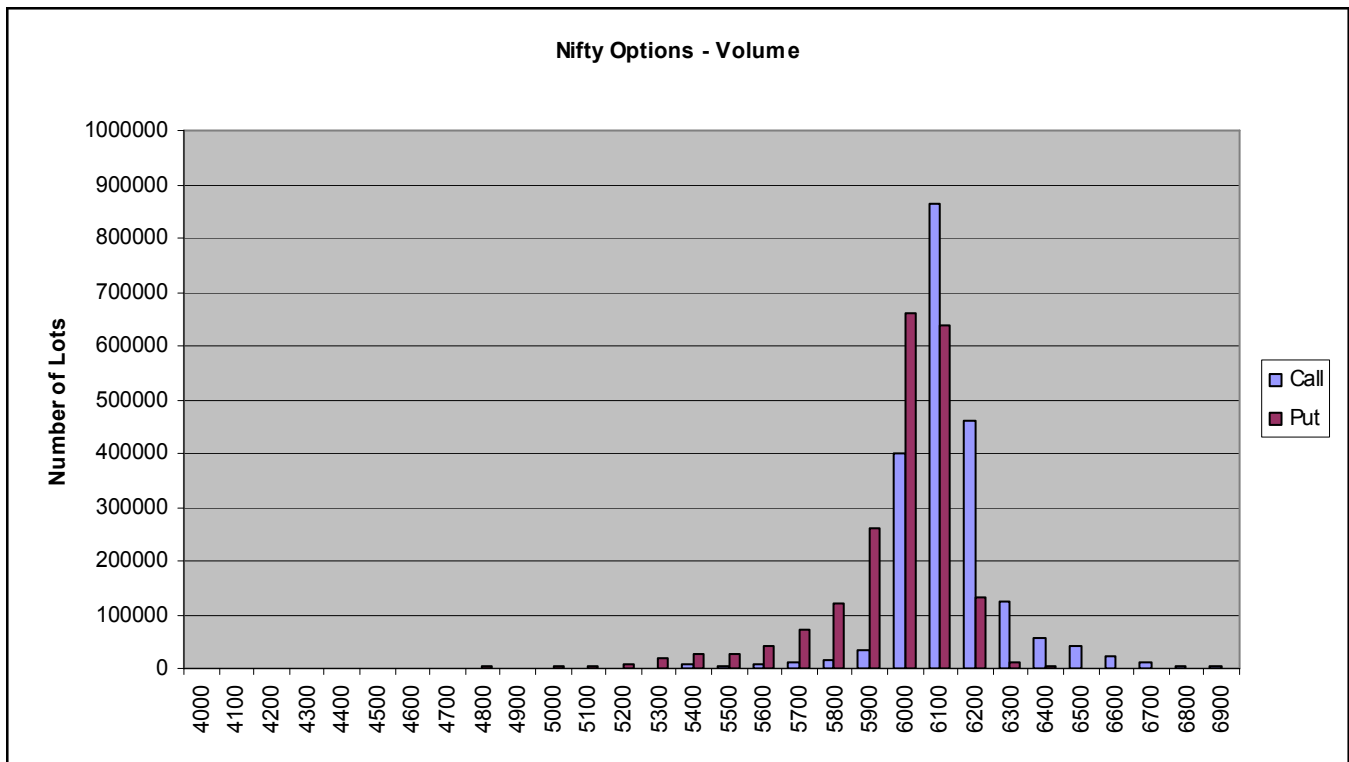
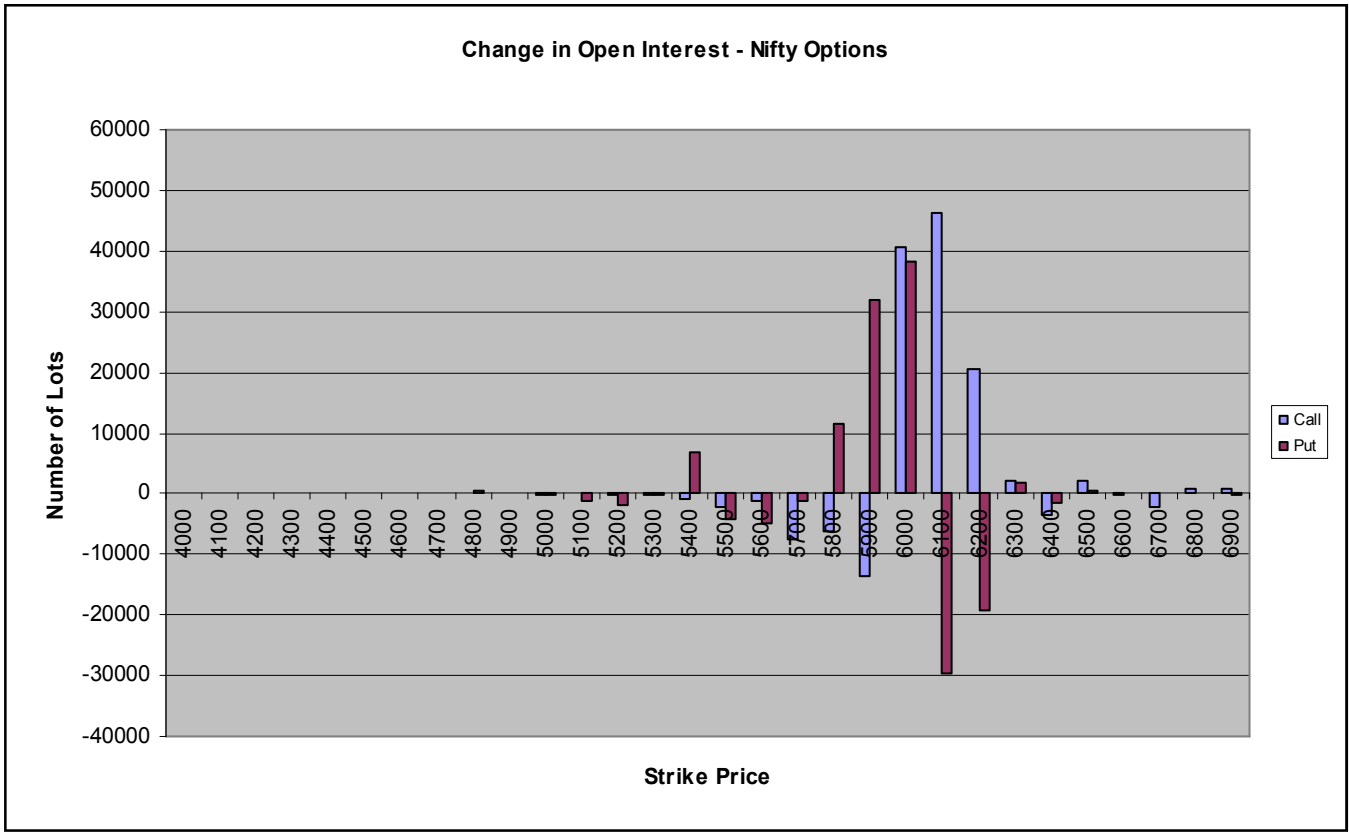
SIGNIFICANT OPEN INTEREST REDUCTIONS (STOCKS)

Contract	Price	% Change	Volume Spot	% Change	Open Interest	Absolute Change	% Change
Chambal Fertilizers	82.10	(5.14)	5808657	21.73	18760000	(4308000)	(18.68)
Sterlite Industries	172.80	0.35	3098091	(59.80)	19886000	(4106000)	(17.11)
ICSA India	133.60	1.21	1148746	6.09	3220000	(598000)	(15.66)
Voltas Ltd	246.00	2.03	2067295	98.94	3622000	(478000)	(11.66)
Aban Offshore	813.25	(0.90)	425857	24.05	3045500	(395250)	(11.49)

OPTIONS OPEN INTEREST CONCENTRATION



OPTIONS ANALYSIS



MOST ACTIVE FUTURE CONTRACTS

Name	Expiry Date	Number of Contracts	Price	Open Interest	Value of Underlying
NIFTY FUTURE	28 OCT 10	579259	6031.00	22504550	6012.65
RELIANCE FUTURE	28 OCT 10	41640	1096.35	10572250	1090.75
TATA STEEL FUTURE	28 OCT 10	33950	615.95	13408500	613.50
TATA MOTORS FUTURE	28 OCT 10	14935	1196.25	5612000	1193.00
RELIANCE FUTURE	28 NOV 10	30922	1104.70	14620750	1090.75
SBIN FUTURE	28 OCT 10	19384	3206.00	2340875	3191.00

MOST ACTIVE NIFTY OPTION CONTRACTS

Contract	Price (Premium)	Volume (No. of Lots)	Open Interest	Delta	Gamma	Theta	Vega
OCT CE 6100	5.65	782032	8264600	0.1569	0.0034	4.9686	0.9432
OCT PE 6100	71.70	581474	3972100	—	—	—	—
OCT PE 6000	16.20	558649	9986300	(0.3426)	0.0052	11.8598	1.4104
OCT CE 6200	0.85	383780	9148150	0.0270	0.007	0.8939	0.2578
OCT CE 6000	44.60	366376	5057700	0.6528	0.0051	6.3875	1.4146
OCT PE 5900	1.30	208455	7715950	(0.0444)	0.0012	1.3902	0.3847

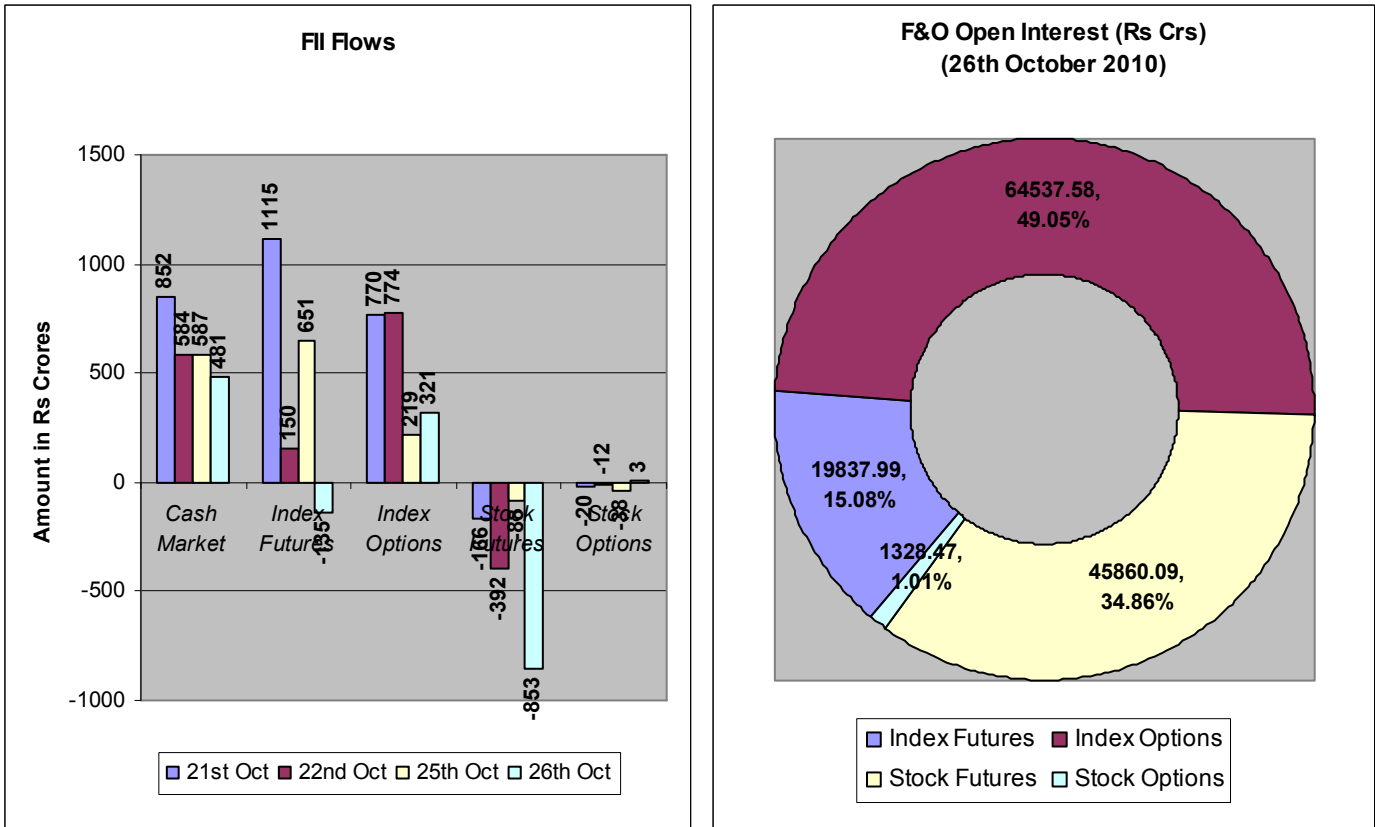
MOST ACTIVE STOCK CALLS (VALUE)

Name & Month	Strike	No. of contracts	Price
Reliance Oct	1100	12062	6.00
Tata Motors Oct	1200	3265	8.60
Tata Steel Oct	620	4949	3.15
Reliance Oct	1120	4430	2.00
SBIN Oct	3200	2862	16.00

MOST ACTIVE STOCK PUTS (VALUE)

Name & Month	Strike	No. of contracts	Price
SBIN Oct	3200	2693	11.00
Reliance Oct	1100	3879	9.40
Tata Steel Oct	600	2870	1.10
Hindalco Oct	220	1096	2.20
Reliance Oct	1080	1661	3.00

FII ACTIVITY



* Source: www.nseindia.com (FII trades done on Exchanges)

FOR PRIVATE CIRCULATION ONLY

Disclaimer

The trading ideas discussed or recommended in this report may not be suitable for all investors. Investors should use this research as one input into formulating an investment opinion. Additional inputs should include, but are not limited to, the review of other. This is not an offer (or solicitation of an offer) to buy/sell the securities/instruments mentioned or an official confirmation. Microsec Capital Limited is not responsible for any error or inaccuracy or for any losses suffered on account of information contained in this report. This report does not purport to be offer for purchase and sale of share/ units. We and our affiliates, officers, directors, and employees, including persons involved in the preparation or issuance of this material may: (a) from time to time, have long or short positions in, and buy or sell the securities thereof, of company (ies) mentioned herein or (b) be engaged in any other transaction involving such securities and earn brokerage or other compensation discussed herein or act as advisor or lender or borrower to such company (ies) or have other potential conflict of interest with respect to any recommendation and related information and opinions. The same persons may have acted upon the information contained here. No part of this material may be duplicated in any form and/or redistributed without Microsec Capital Limited' prior written consent.