

DERIVATIVE STRATEGY | DAILY



OUR REPORTS

Fundamental

Company Report
Sector Report
Theme Based Report

Daily & Weekly

Fundamental Market Update
Technical Market Update
Derivative Market Update

Fortnightly

Banking Sector Report
Currency Report

Monthly

India Strategy Report
IIP Report
Auto Sector Update
Cement Sector Update
Metal Sector Update
Telecom Sector Update
Insurance and Mutual Fund Report
Inflation Report
Exports-Imports Report

Quarterly

India and Global Strategy Report
India Economy Report

Others

Event Based Report
RBI Monetary Review Report
Annual Budget Review Report

20th October, 2010

Vinit Pagaria, ACA, FRM

E-mail: vpagaria@microsec.in

ANALYSIS OF FUTURES & OPTIONS MARKET

Nifty (6027.30)

OCTOBER FUTURE

Price: 6044.15 (-1.27%)

Premium: 16.85

Open Int: 26420400 (-4%)

NOVEMBER FUTURE

Price: 6072.70 (-1.11%)

Premium: 45.40

Open Int: 2907900 (+9%)

NIFTY DAILY CHART



Trading Calls

◆ Short ICICI Bank Future

Sell Oct Future @ Rs 1128/- Target: Rs 1046/- SL: Rs 1172/- Lot Size: 250

◆ Long Infosys Technologies Put option

Buy Oct 3000 Put option @ Rs 60/- Target: Rs 112/- Lot Size: 125

HIGHLIGHTS

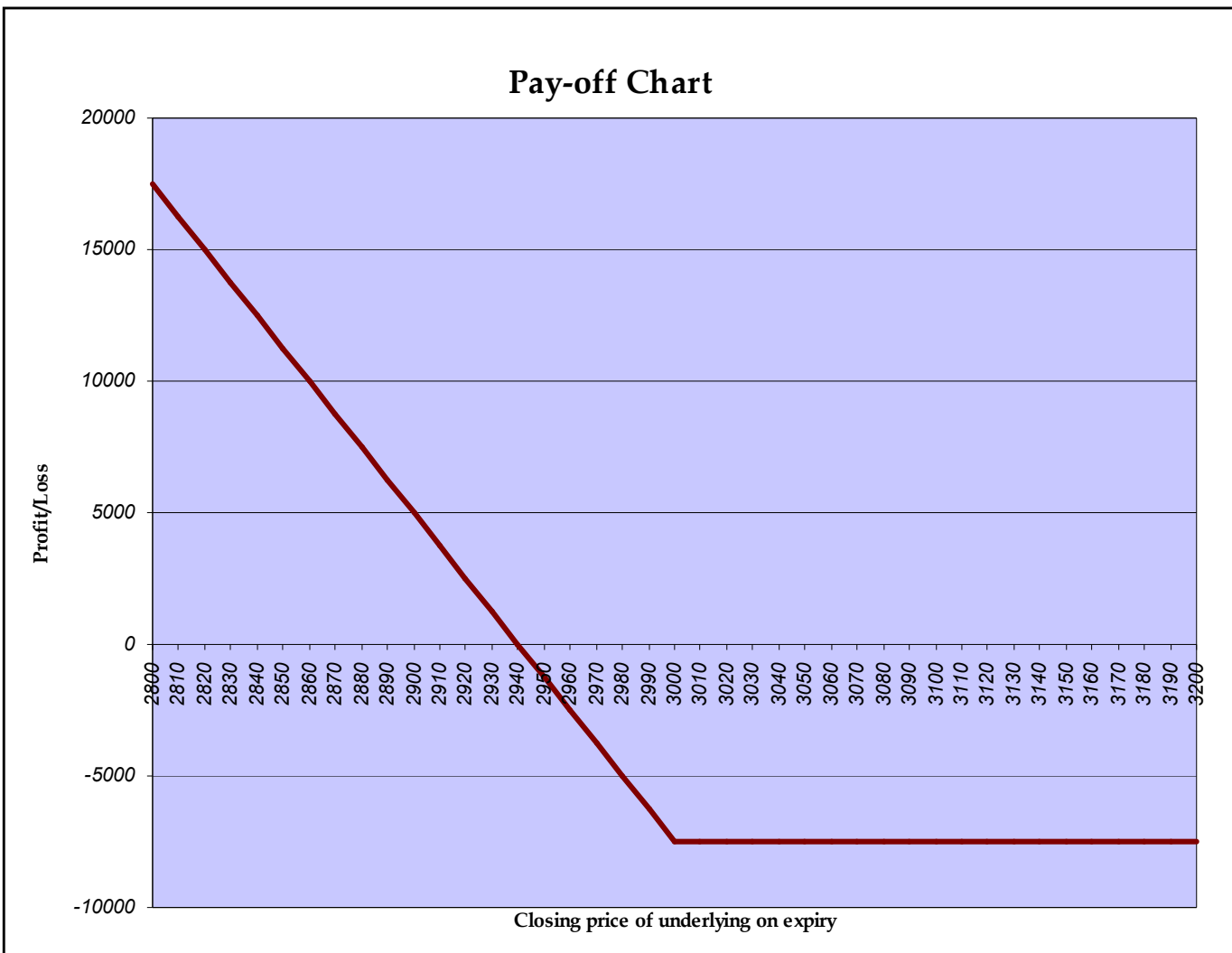
- ⇒ Nifty remained flat during the first half but fell sharply towards the end to close lower by 0.80%. It has got strong support at 5960 below which 5840 and 5700 could be tested.
- ⇒ Nifty Call options of strike 6000 had a build up of 17870 lots while Put options of strike 5900 added open interest by 8412 lots
- ⇒ Nifty Put Call ratio fell to 1.22 with the total open interest in Call options at 1,537,234 lots and that in Put options at 1,881,926 lots
- ⇒ Mundra Port, Zee Entertainment, Lupin Ltd, Indiabulls Real Estate and GAIL India appear strong while IFCI Ltd, Infosys Technologies, LIC Housing Finance, DLF Ltd, Essar Oil and ICICI Bank appear weak
- ⇒ Volatility Index rose by 3.94% from 22.35 to 23.23

NIFTY PIVOT POINTS

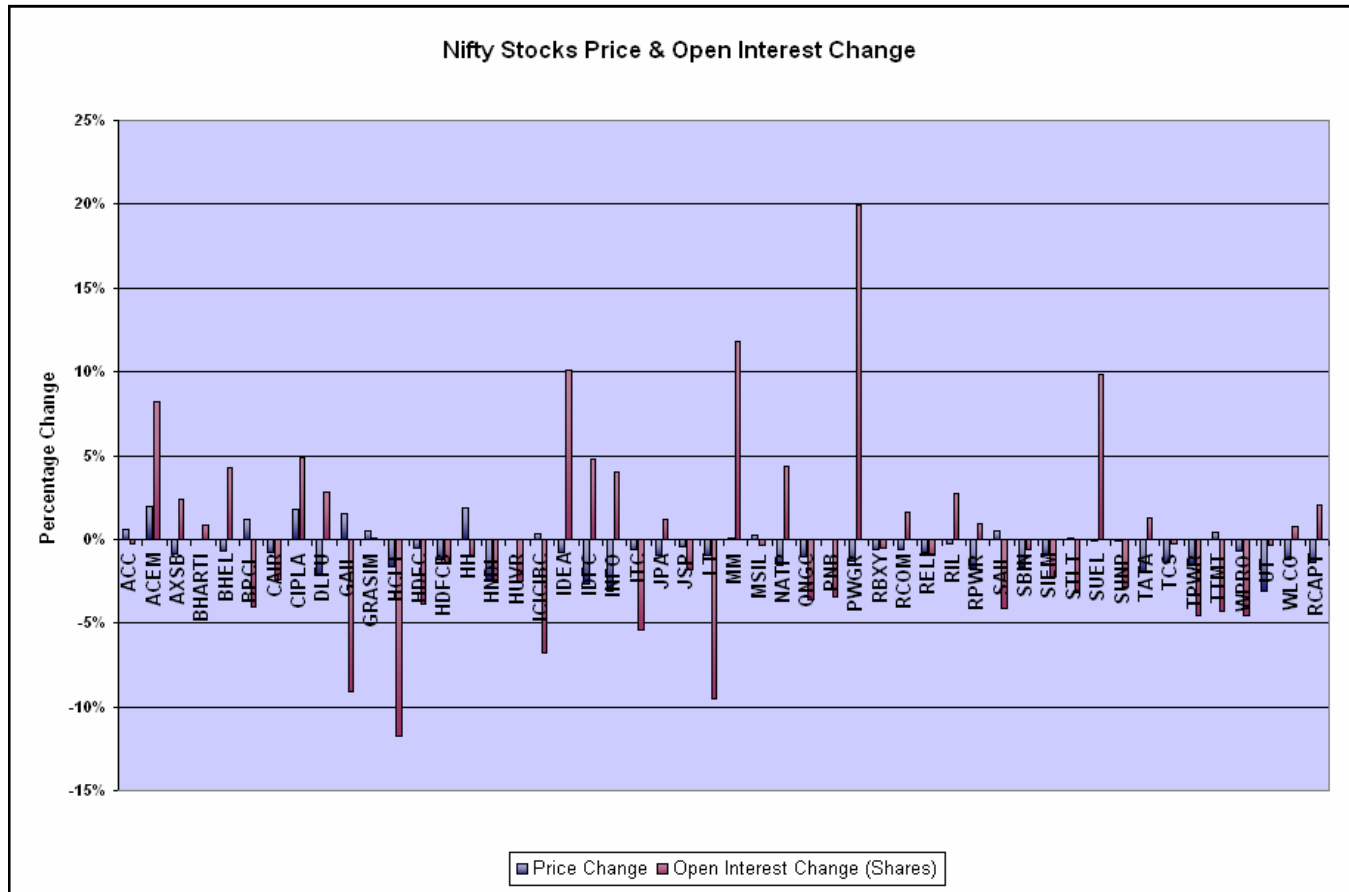
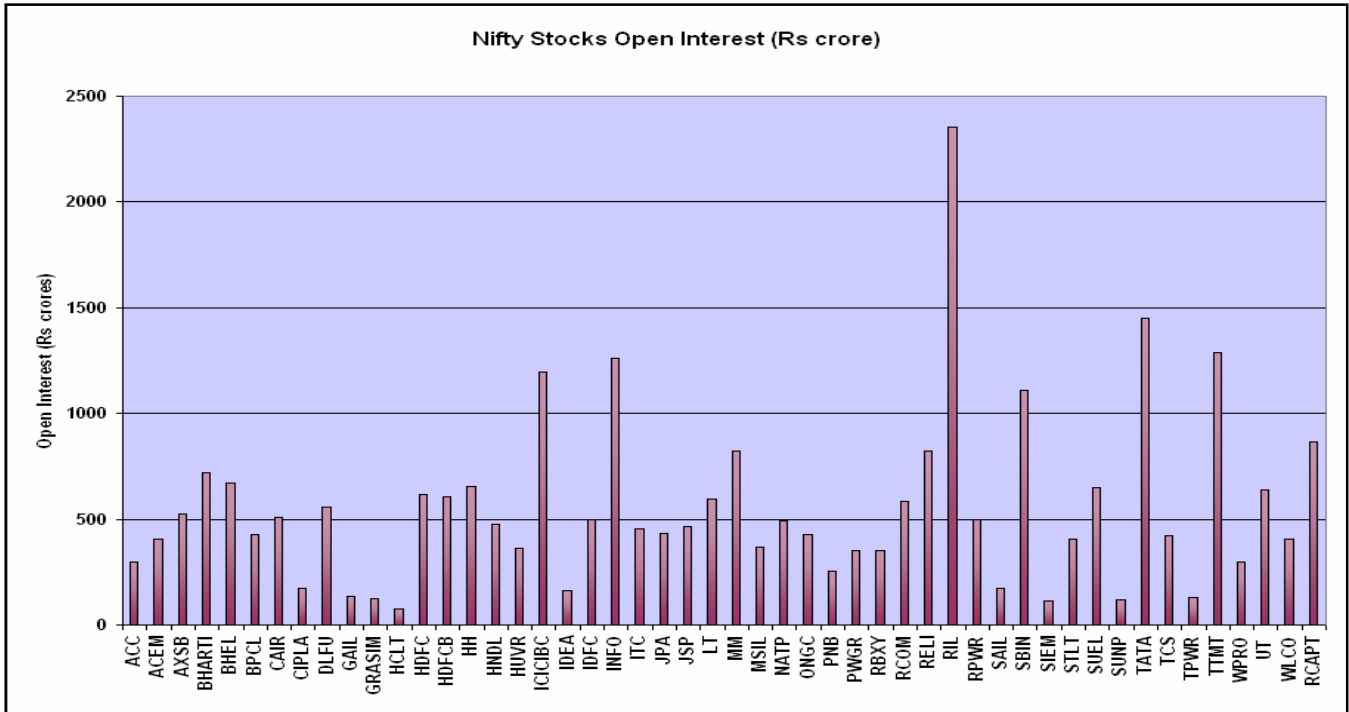
S2	S1	PIVOT	R1	R2
5935	5981	6054	6100	6173

OPTION STRATEGY

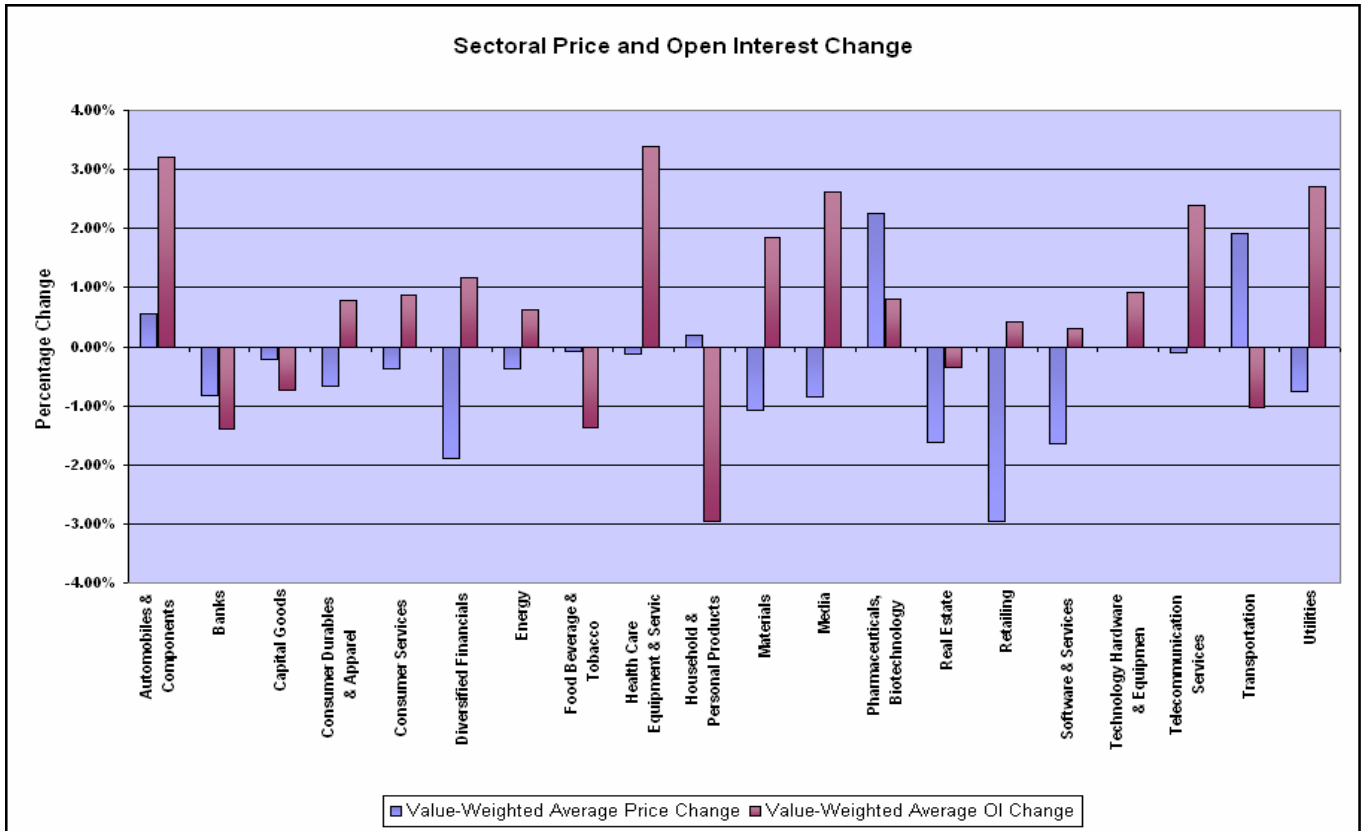
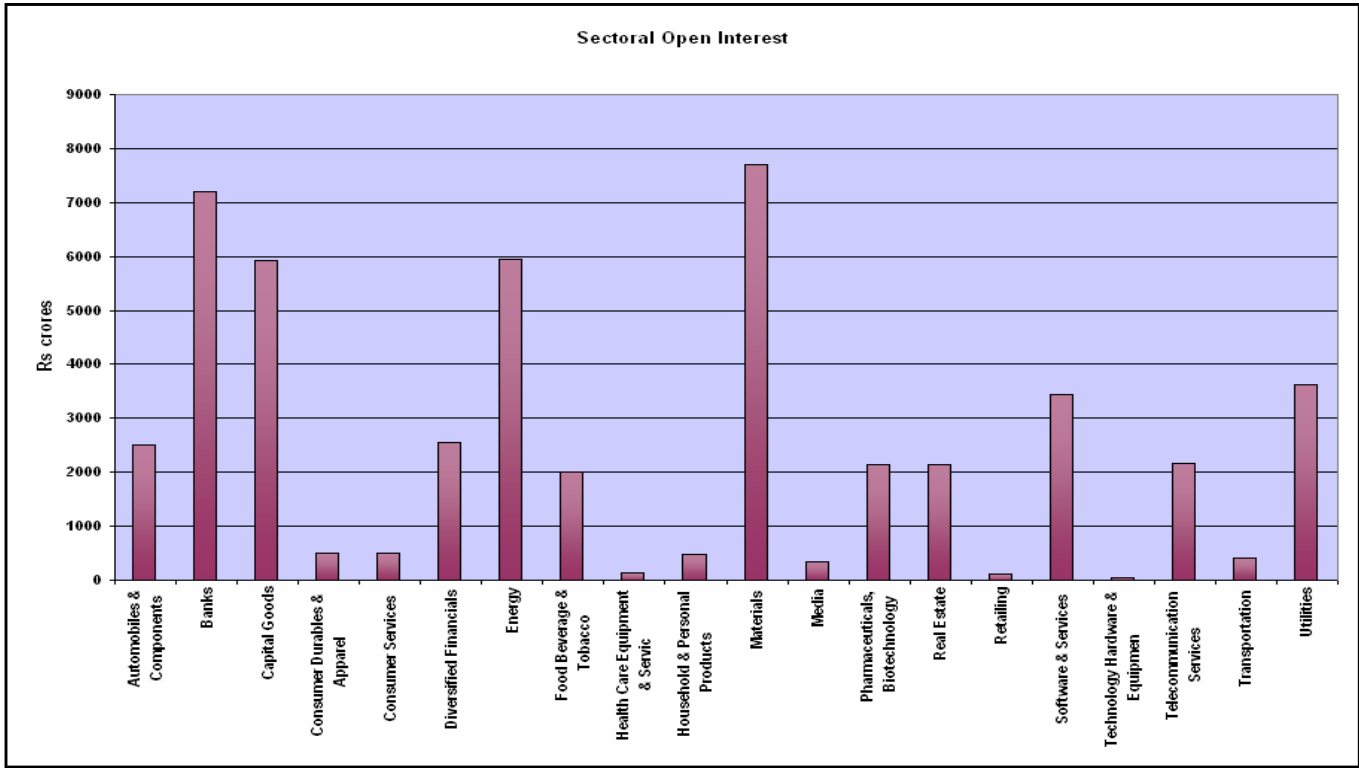
Scrip/Index: INFOSYS TECHNOLOGIES
Strategy: Long Put option
Current Price of Underlying: Rs 3010.20 Lot Size: 125
Buy Oct 3000 Put option @ Rs 60/-
Profitable when closing price is below Rs 2940/- on expiry
Maximum Potential Profit: Unlimited Maximum Possible Loss: Rs 7,500/-
Time to Expiry: 9 days



STOCK FUTURES - NIFTY STOCKS



STOCK FUTURES - SECTORAL ANALYSIS



TOP PRICE GAINERS (STOCKS)

Scrip	Lot Size	Spot price	% Change
Biocon Ltd	1000	454.95	12.86
Jain Irrigation	250	1137.55	5.50
Federal Bank	1000	457.80	4.57
Mundra Port SEZ	2500	165.55	4.15
Sintex Industries	1000	426.50	3.42

TOP PRICE LOSERS (STOCKS)

Scrip	Lot Size	Spot Price	% Change
Petronet LNG	4000	119.50	(4.13)
Sesa Goa	500	359.30	(3.52)
Alstom Projects	1000	820.60	(3.38)
Triveni Engineering	2000	118.60	(3.30)
Infosys Technologies	125	3010.20	(3.12)

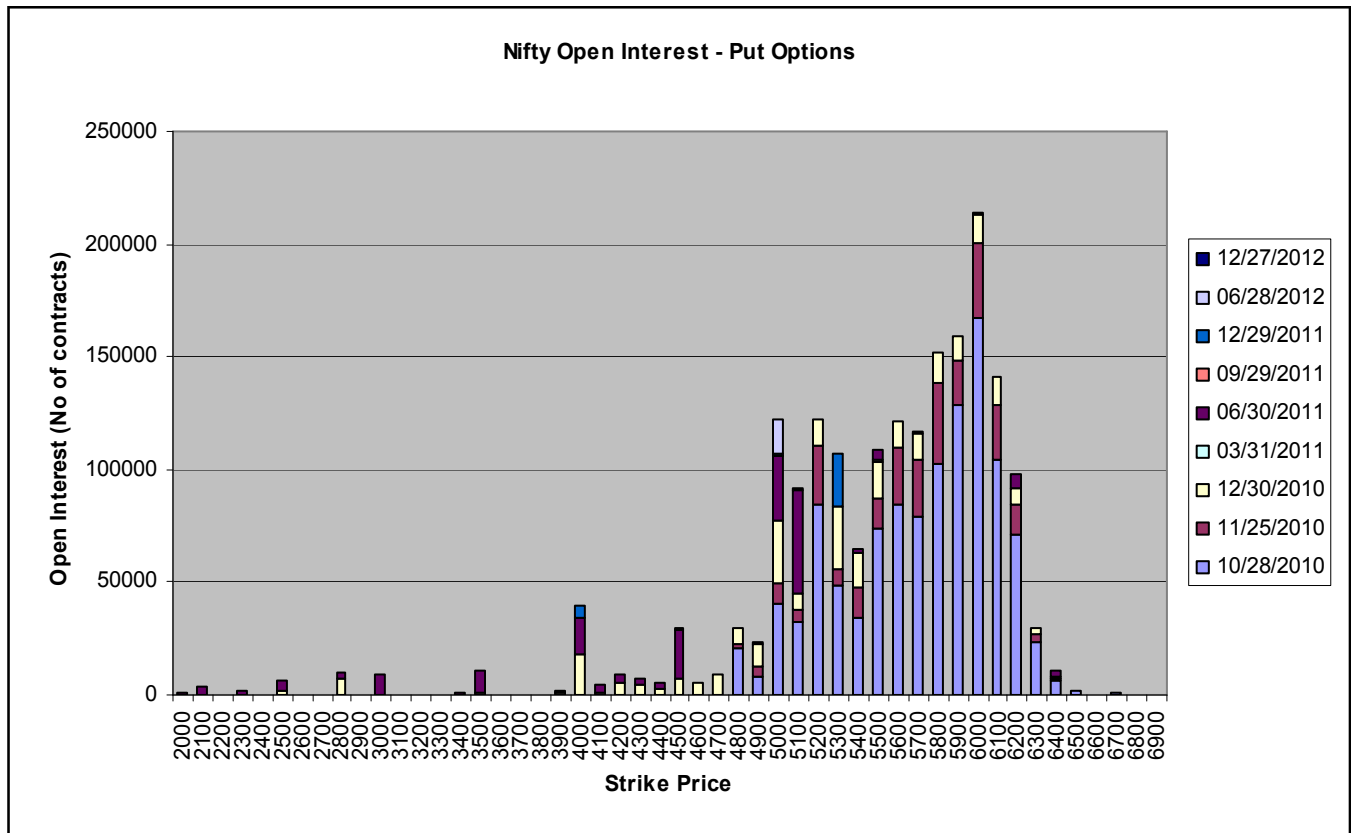
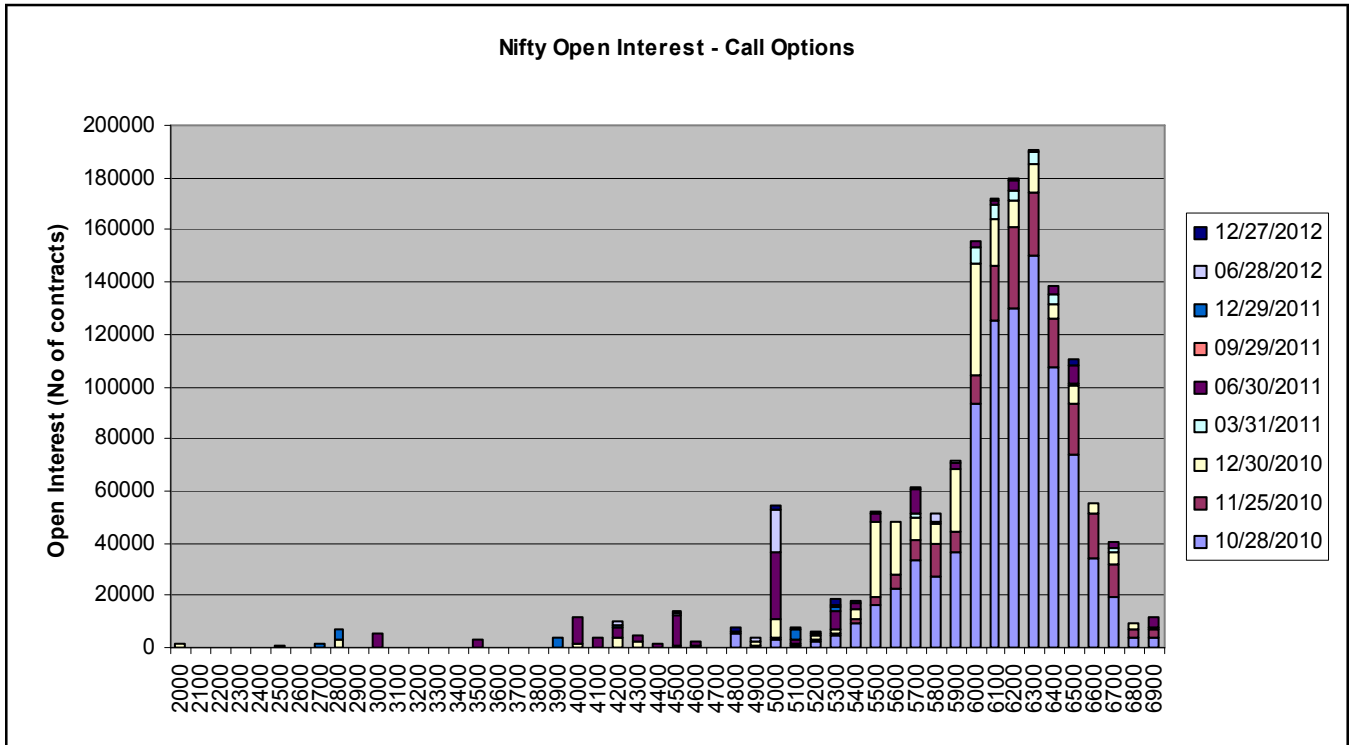
SIGNIFICANT OPEN INTEREST ADDITIONS (STOCKS)

Contract	Price	% Change	Volume Spot	% Change	Open Interest	Absolute Change	% Change
Biocon Ltd	454.95	12.86	14865032	631.97	5676000	947000	20.03
Power Grid	105.35	(1.31)	1409813	(5.81)	33548000	5570000	19.91
Sesa Goa	359.30	(3.52)	6670930	48.56	15561000	1771500	12.85
Mahindra & Mahindra	701.50	0.04	2101860	(10.72)	11723000	1240500	11.83
Opto Circuits	302.95	(1.13)	464662	(36.15)	1038000	100000	10.66
Idea Cellular	71.95	(0.76)	2574068	(54.64)	22856000	2096000	10.10

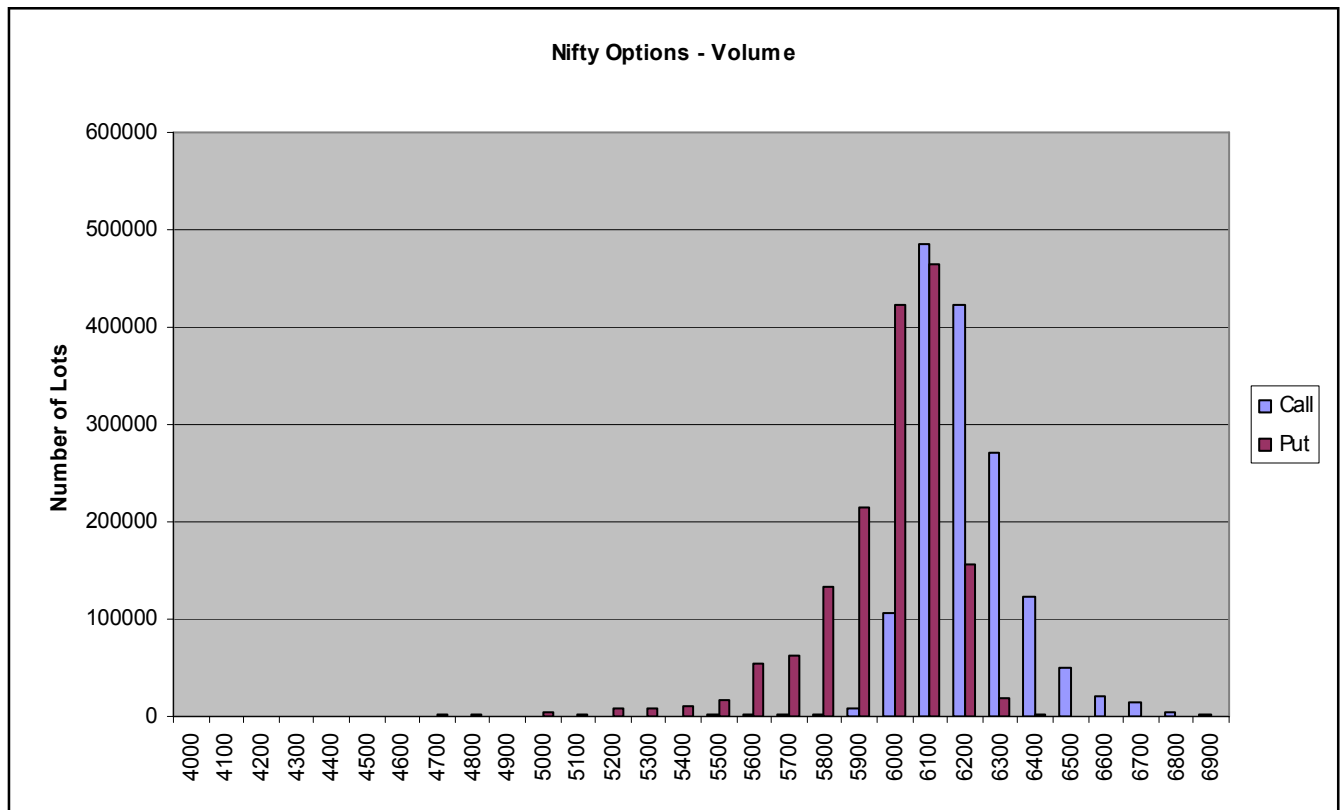
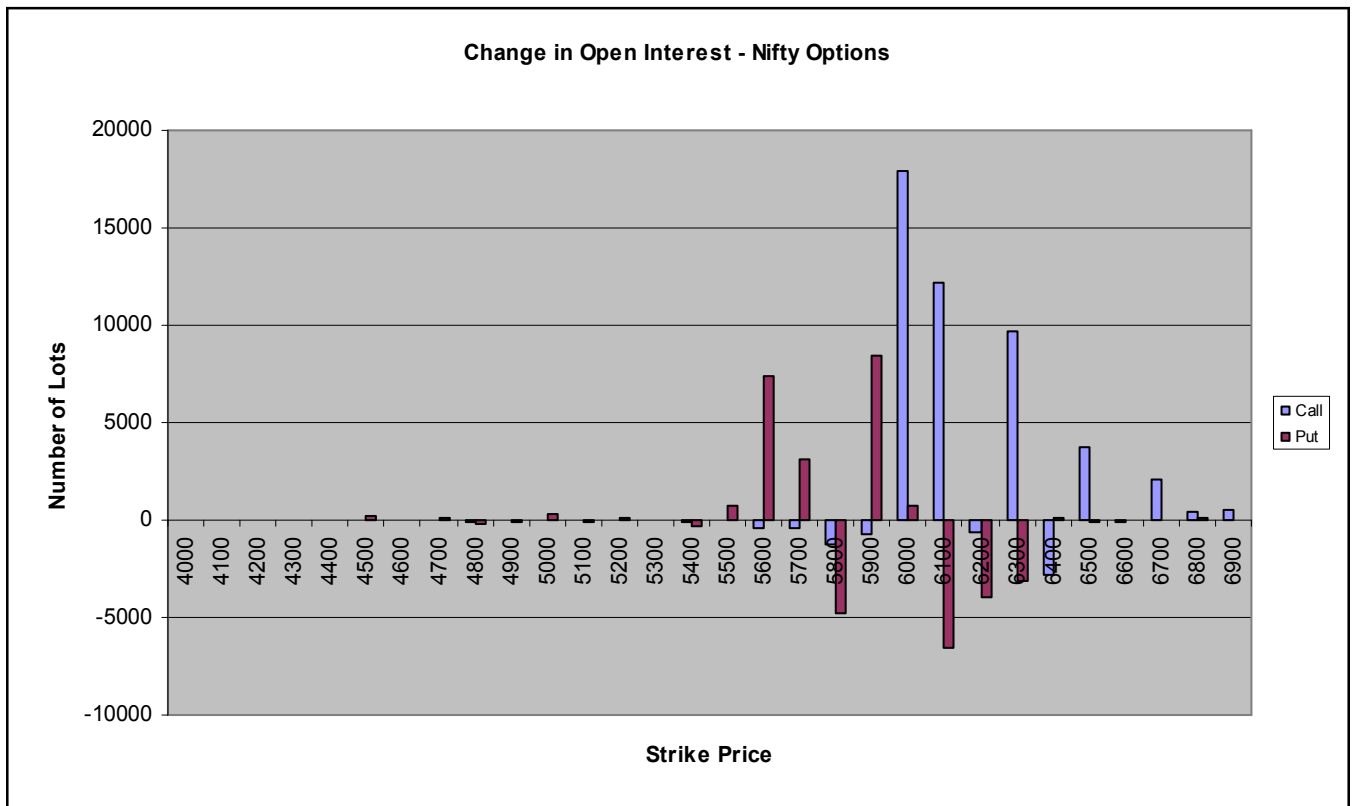
SIGNIFICANT OPEN INTEREST REDUCTIONS (STOCKS)

Contract	Price	% Change	Volume Spot	% Change	Open Interest	Absolute Change	% Change
Jain Irrigation	1137.55	5.50	198557	63.09	260250	(48250)	(15.64)
HCL Technologies	439.25	(1.61)	680325	(33.08)	1772000	(236000)	(11.75)
Tech Mahindra	761.25	0.71	152323	2.10	1314750	(151500)	(10.33)
Larsen & Toubro	1995.80	(0.97)	1132367	(60.85)	2982875	(312750)	(9.49)
GAIL India	509.50	1.57	184353	119.20	2617500	(261000)	(9.07)

OPTIONS OPEN INTEREST CONCENTRATION



OPTIONS ANALYSIS



MOST ACTIVE FUTURE CONTRACTS

Name	Expiry Date	Number of Contracts	Price	Open Interest	Value of Underlying
NIFTY FUTURE	28 OCT 10	597884	6026.00	28191150	6027.30
BIOCON FUTURE	28 OCT 10	31660	455.55	5584000	451.90
RELIANCE FUTURE	28 OCT 10	39351	1047.00	21032000	1040.25
ICICI BANK FUTURE	28 OCT 10	32100	1119.40	10800500	1114.65
TATAMOTORS FUTURE	28 OCT 10	14884	1173.00	9981000	1171.95
SBIN FUTURE	28 OCT 10	21321	3123.00	3257625	3120.00

MOST ACTIVE NIFTY OPTION CONTRACTS

Contract	Price (Premium)	Volume (No. of Lots)	Open Interest	Delta	Gamma	Theta	Vega
OCT CE 6100	45.80	471236	6317250	0.3508	0.0019	3.2185	3.6117
OCT PE 6100	119.35	450316	5495600	(0.6529)	0.0020	5.0243	3.5811
OCT CE 6200	21.85	404237	6660500	0.1967	0.0014	2.5995	2.7408
OCT PE 6000	70.00	398501	8687350	(0.4473)	0.0020	5.1367	3.8356
OCT CE 6300	9.30	245734	7575150	0.0985	0.0008	1.6924	1.7540
OCT PE 5900	39.00	195813	6527000	(0.2775)	0.0015	4.4415	3.2779

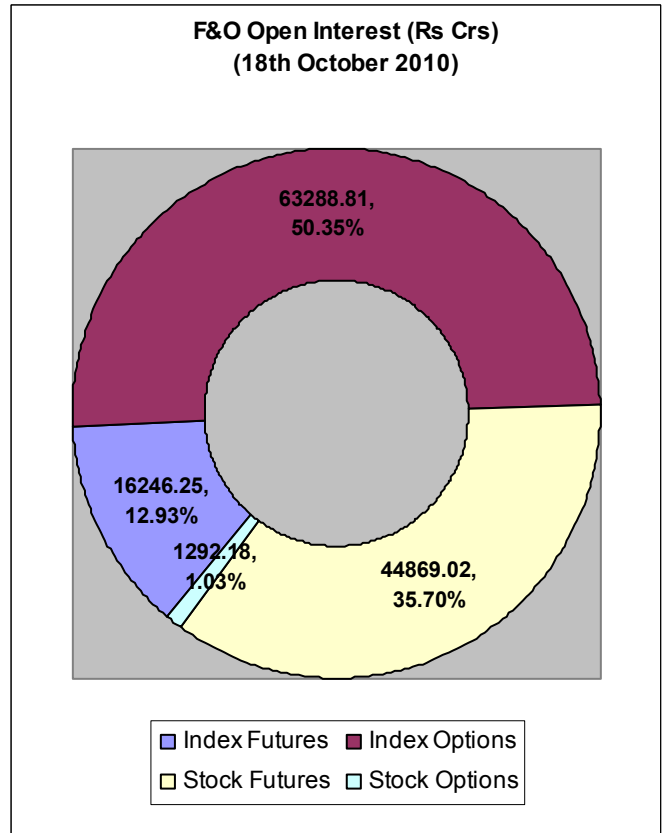
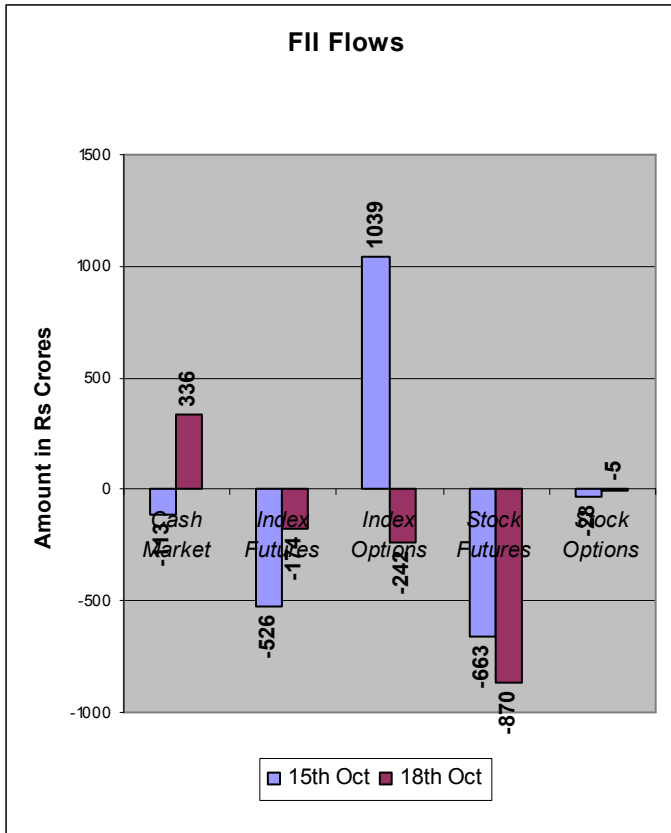
MOST ACTIVE STOCK CALLS (VALUE)

Name & Month	Strike	No. of contracts	Price
Unitech Oct	100	5305	0.80
Reliance Oct	1080	6371	9.70
Reliance Oct	1100	4616	6.25
Tata Steel Oct	660	3483	6.80
Infosys Oct	3100	2560	20.75

MOST ACTIVE STOCK PUTS (VALUE)

Name & Month	Strike	No. of contracts	Price
Reliance Oct	1050	1734	20.45
SBIN Oct	3100	990	50.10
Tata Steel Oct	640	1165	18.00
Reliance Oct	1060	1192	27.90
Infosys Oct	3000	785	65.95

FII ACTIVITY



* Source: www.nseindia.com (FII trades done on Exchanges)

FOR PRIVATE CIRCULATION ONLY

Disclaimer

The trading ideas discussed or recommended in this report may not be suitable for all investors. Investors should use this research as one input into formulating an investment opinion. Additional inputs should include, but are not limited to, the review of other. This is not an offer (or solicitation of an offer) to buy/sell the securities/instruments mentioned or an official confirmation. Microsec Capital Limited is not responsible for any error or inaccuracy or for any losses suffered on account of information contained in this report. This report does not purport to be offer for purchase and sale of share/ units. We and our affiliates, officers, directors, and employees, including persons involved in the preparation or issuance of this material may: (a) from time to time, have long or short positions in, and buy or sell the securities thereof, of company (ies) mentioned herein or (b) be engaged in any other transaction involving such securities and earn brokerage or other compensation discussed herein or act as advisor or lender or borrower to such company (ies) or have other potential conflict of interest with respect to any recommendation and related information and opinions. The same persons may have acted upon the information contained here. No part of this material may be duplicated in any form and/or redistributed without Microsec Capital Limited' prior written consent.