

DERIVATIVE STRATEGY | DAILY



OUR REPORTS

Fundamental

Company Report
Sector Report
Theme Based Report

Daily & Weekly

Fundamental Market Update
Technical Market Update
Derivative Market Update

Fortnightly

Banking Sector Report
Currency Report

Monthly

India Strategy Report
IIP Report
Auto Sector Update
Cement Sector Update
Metal Sector Update
Telecom Sector Update
Insurance and Mutual Fund Report
Inflation Report
Exports-Imports Report

Quarterly

India and Global Strategy Report
India Economy Report

Others

Event Based Report
RBI Monetary Review Report
Annual Budget Review Report

13th January, 2011

Vinit Pagaria, ACA, FRM

E-mail: vpagaria@microsec.in

ANALYSIS OF FUTURES & OPTIONS MARKET

Nifty (5863.25)

JANUARY FUTURE

Price: 5874.25 (+1.80%)

Premium: 11.00

Open Int: 20116550 (+3%)

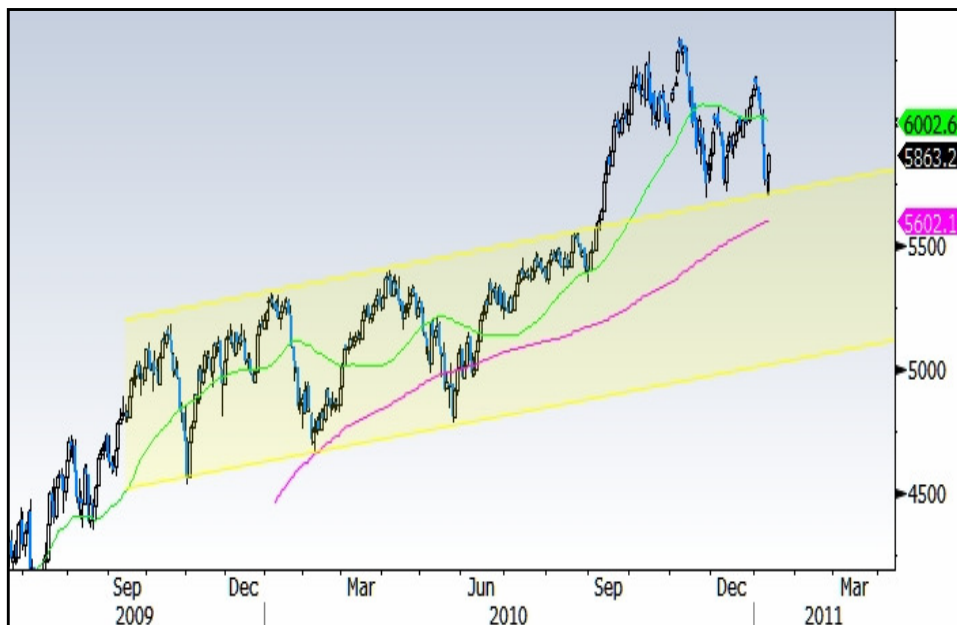
FEBRUARY FUTURE

Price: 5899.70 (+0.13%)

Premium: 36.45

Open Int: 1246200 (+10%)

NIFTY DAILY CHART



Trading Calls

◆ Long IDBI Future

Buy Jan Future @ Rs 152/- Target: Rs 167/-
SL: Rs 142/- Lot Size: 2000

◆ Long HDFC Bank Call option

Buy Jan 2200 Call option @ Rs 60/- Target: Rs 130/- Lot Size: 125

HIGHLIGHTS

- ⇒ After a positive opening, Nifty fell again to re-test the 5700 level. It took support at 5711 and after consolidating for some time rose sharply to close higher by 1.90%. It is likely to test 5920 and 6000 in the short term
- ⇒ Nifty Call options of strike 5900 shed open interest by 16591 lots while Put writing was witnessed at strike 5600 (200DMA of Nifty) and it added open interest by 40215 lots to open interest
- ⇒ Nifty Put Call ratio rose to 1.01 with the total open interest in Call options at 1,413,629 lots and that in Put options at 1,427,569 lots.
- ⇒ Orchid Chemicals, IDBI, IDFC, Axis Bank, Yes Bank, State Bank of India, Aban Offshore, IFCI, Uco Bank, Indiabulls Real Estate, HDFC Bank, Reliance Infrastructure and Sesa Goa appear strong
- ⇒ Volatility Index fell by 4.12% from 22.33 to 21.41

**NIFTY
PIVOT POINTS**

**S2
5653**

**S1
5758**

**PIVOT
5816**

**R1
5921**

**R2
5979**

OPTION STRATEGY

Scrip/Index: **HDFC BANK**

Strategy: Long Call option

Current Price of Underlying: Rs 2205.30 Lot Size: 125

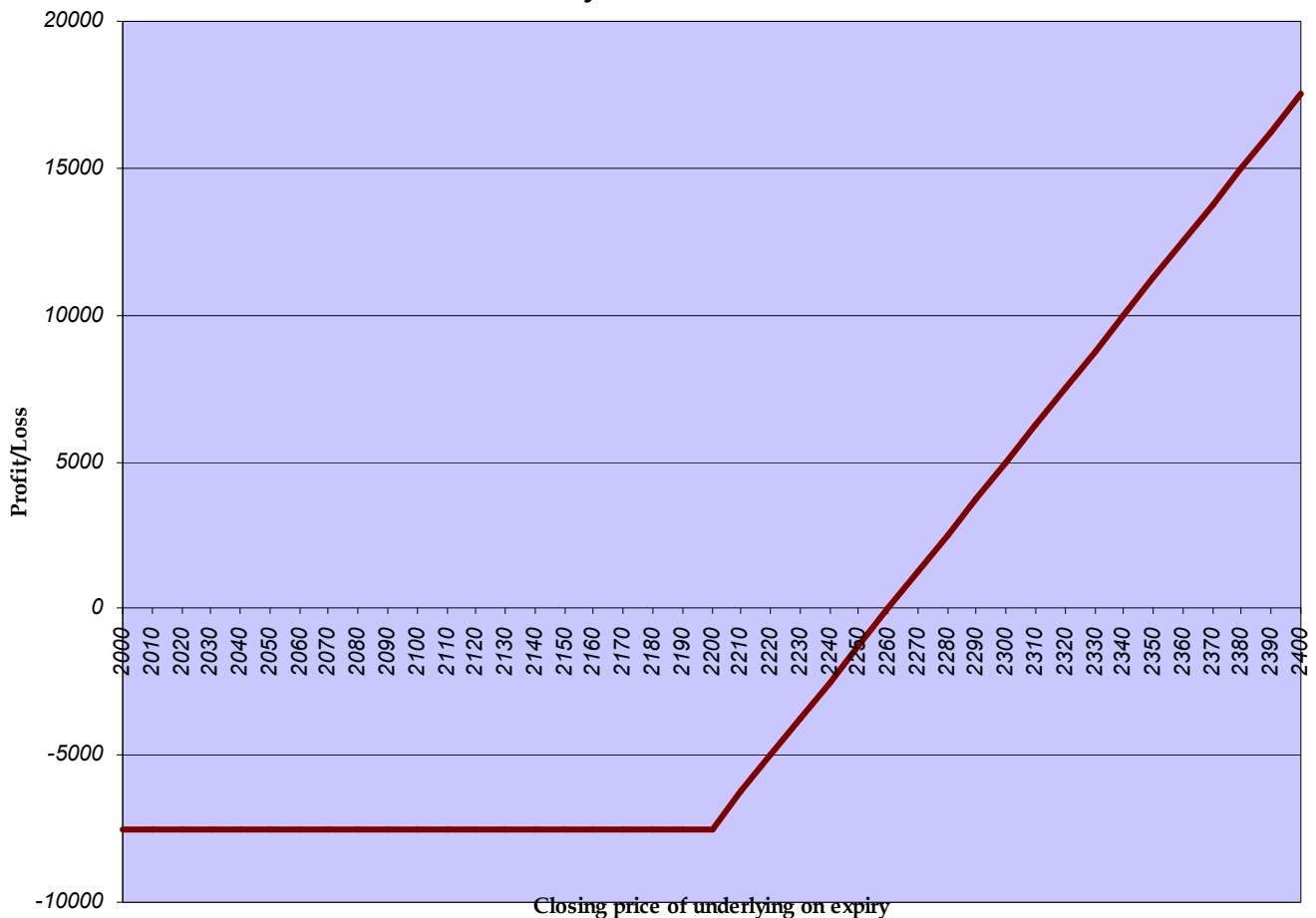
Buy Jan 2200 Call option @ Rs 60/-

Profitable when closing price is above Rs 2260/- on expiry

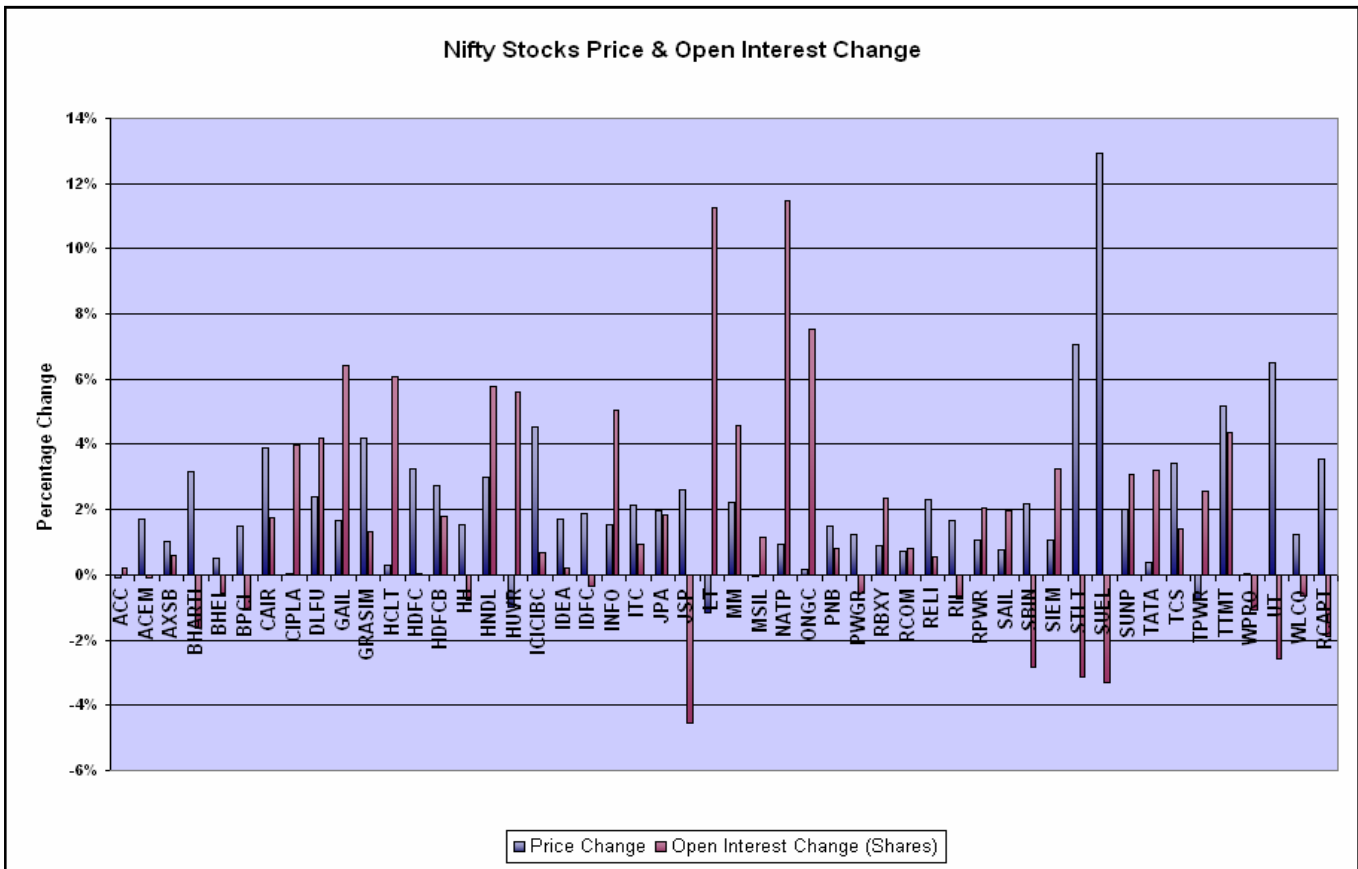
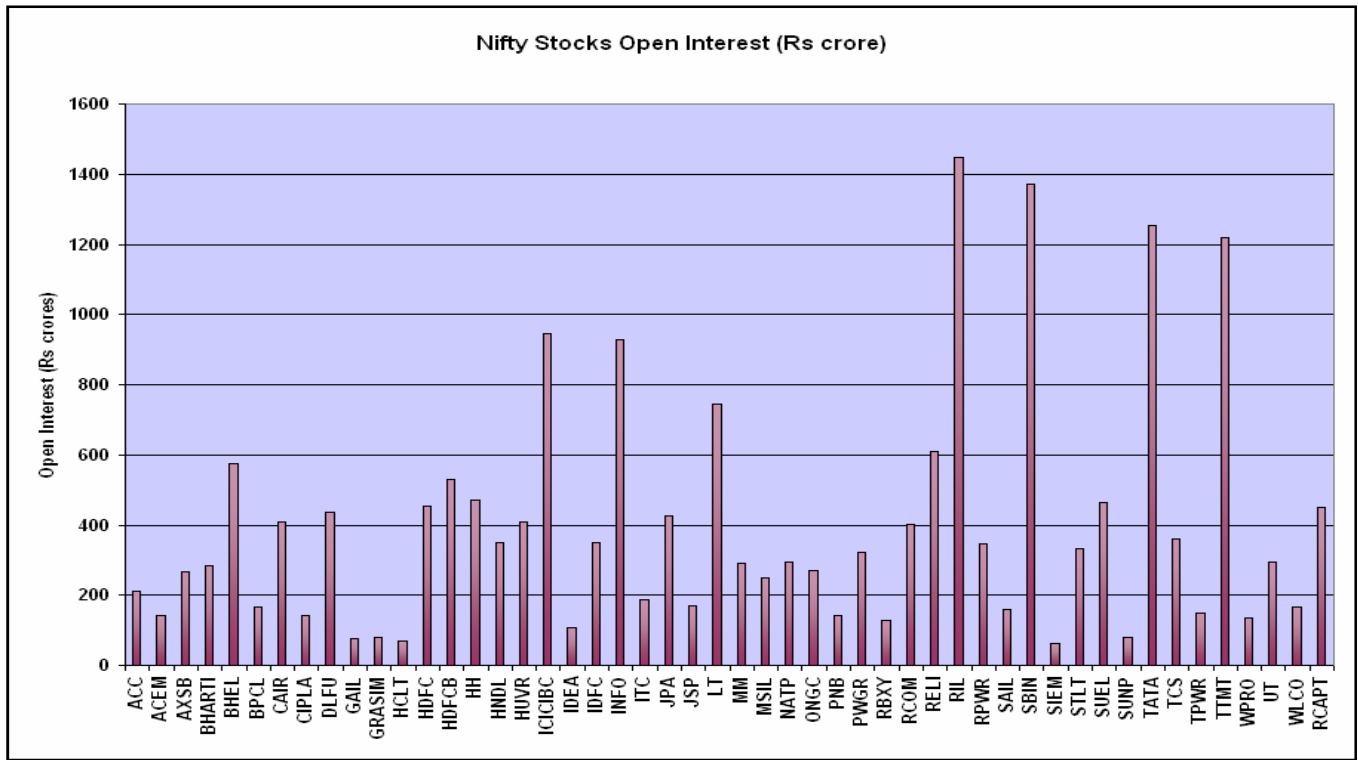
Maximum Potential Profit: Unlimited Maximum Possible Loss: Rs 7,500/-

Time to Expiry: 15 days

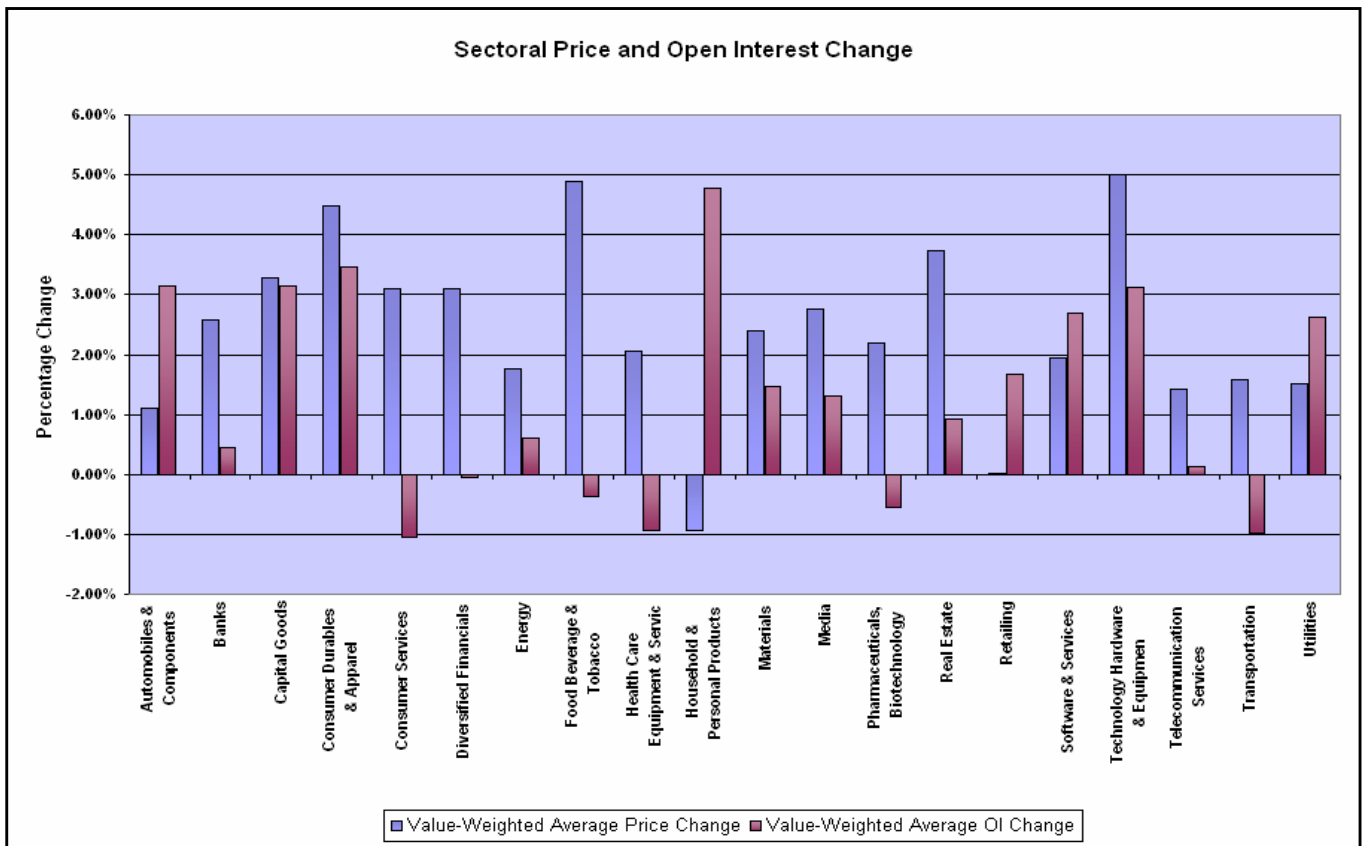
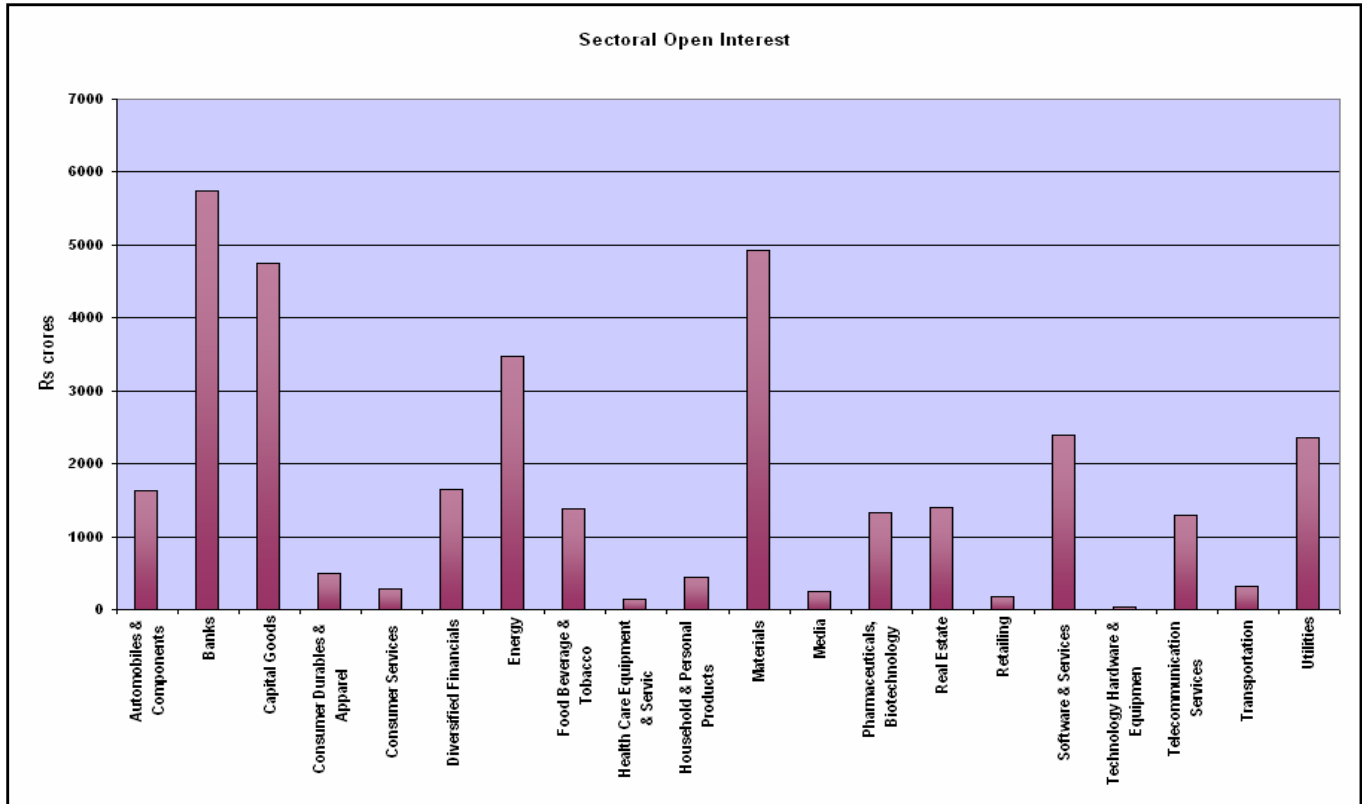
Pay-off Chart



STOCK FUTURES - NIFTY STOCKS



STOCK FUTURES - SECTORAL ANALYSIS



TOP PRICE GAINERS (STOCKS)

Scrip	Lot Size	Spot price	% Change
Suzlon Energy	4000	53.65	12.95
Orchid Chemicals	2000	292.35	10.24
Shree Renuka Sugars	4000	91.15	9.36
Titan Industries	125	3581.00	8.37
Praj Industries	4000	86.50	7.92

TOP PRICE LOSERS (STOCKS)

Scrip	Lot Size	Spot Price	% Change
IOC	500	319.55	(2.67)
Oil India Ltd	250	1309.60	(1.77)
Hindustan Const	4000	44.40	(1.55)
Bajaj Auto	250	1286.95	(1.44)
Jet Airways	500	713.05	(1.38)

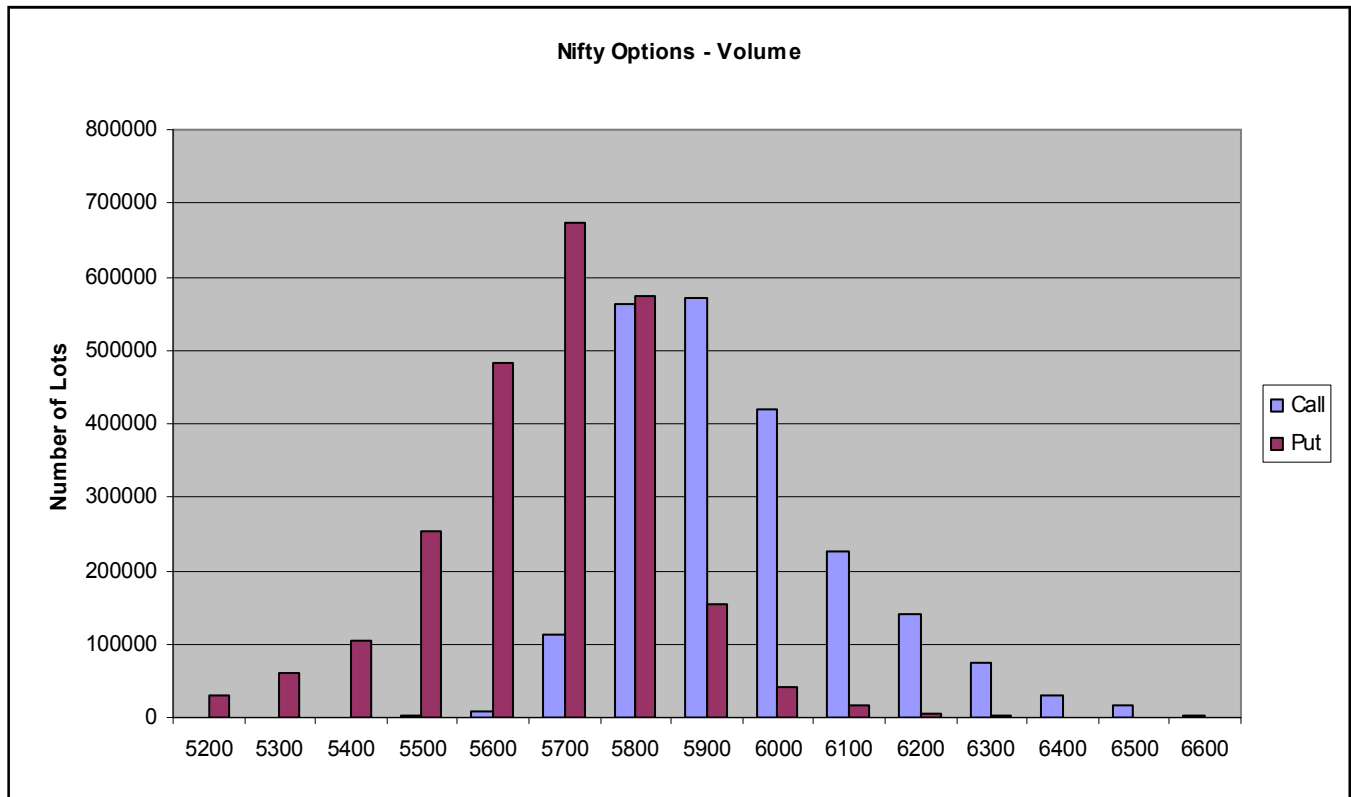
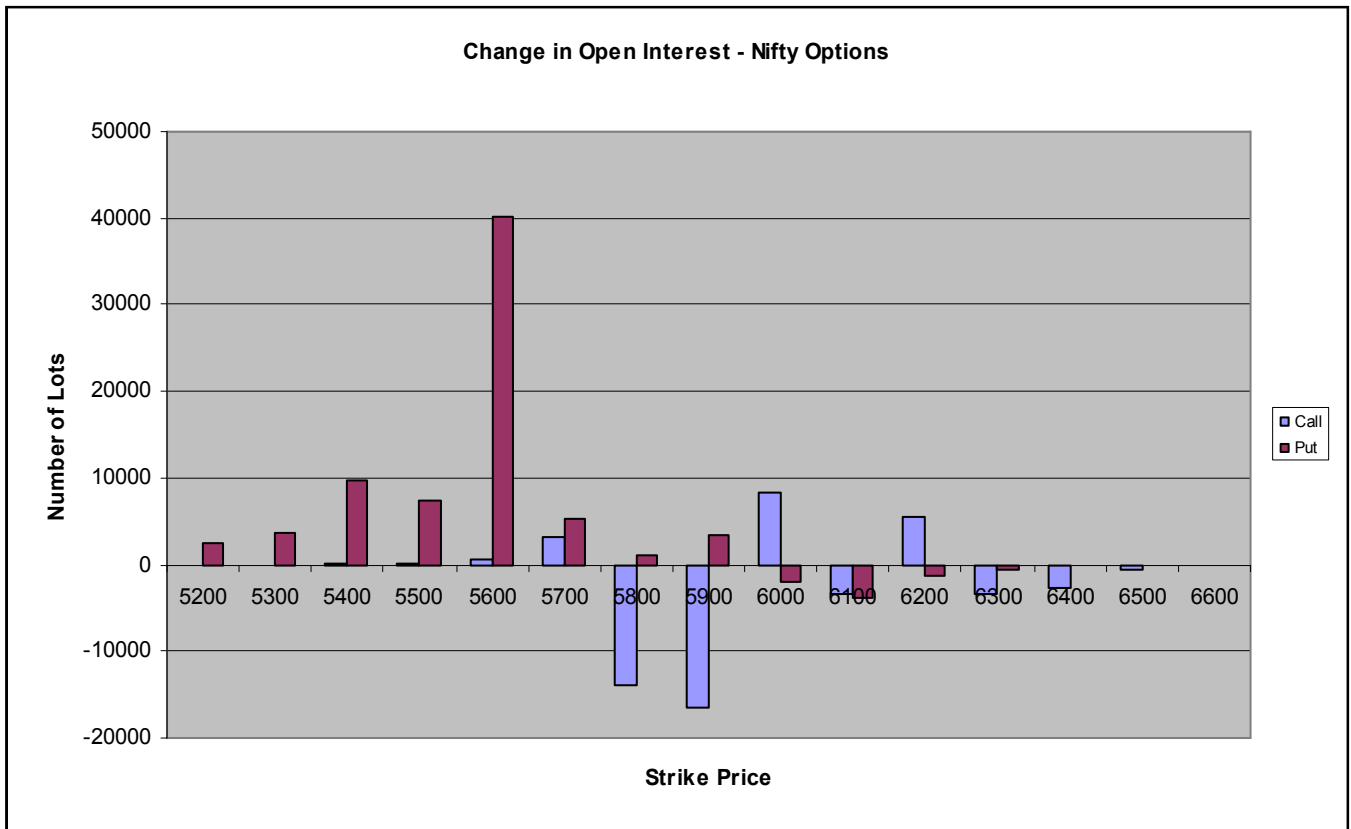
SIGNIFICANT OPEN INTEREST ADDITIONS (STOCKS)

Contract	Price	% Change	Volume Spot	% Change	Open Interest	Absolute Change	% Change
Power Finance Corp	287.55	(0.16)	601961	8.89	915000	138000	17.76
Hindustan Zinc	1417.55	3.33	308239	(45.59)	308000	35250	12.92
Sintex Industries	168.30	3.44	1759767	(34.66)	3292000	358000	12.20
NTPC	191.50	0.92	2100864	3.33	15332000	1579000	11.48
Bajaj Auto	1286.95	(1.44)	1263340	(17.47)	2300500	234500	11.35
Larsen & Toubro	1760.15	(1.14)	3261251	40.11	4223000	427250	11.26

SIGNIFICANT OPEN INTEREST REDUCTIONS (STOCKS)

Contract	Price	% Change	Volume Spot	% Change	Open Interest	Absolute Change	% Change
Colgate Palmolive	844.65	1.26	258818	119.78	135250	(26250)	(16.25)
GSK Pharma	2391.70	0.34	139833	341.45	167375	(30625)	(15.47)
Orchid Chemicals	292.35	10.24	7644326	86.25	6766000	(788000)	(10.43)
Opto Circuits	241.25	5.05	716241	239.16	1585000	(150000)	(8.65)
Central Bank of India	168.50	4.21	1039589	13.40	2575000	(238000)	(8.46)

OPTIONS ANALYSIS



MOST ACTIVE FUTURE CONTRACTS

Name	Expiry Date	Number of Contracts	Price	Open Interest	Value of Underlying
NIFTY FUTURE	27 JAN 11	772835	5868.00	21899200	5862.30
SBIN FUTURE	27 JAN 11	63413	2674.00	5316375	2670.05
TATA STEEL FUTURE	27 JAN 11	37409	647.50	18624000	647.70
TATA MOTORS FUTURE	27 JAN 11	39347	1216.95	10288000	1221.00
ICICIBANK FUTURE	27 JAN 11	35951	1068.90	9073000	1069.00
RELIANCE FUTURE	27 JAN 11	29799	1034.00	14476000	1029.70

MOST ACTIVE NIFTY OPTION CONTRACTS

Contract	Price (Premium)	Volume (No. of Lots)	Open Interest	Delta	Gamma	Theta	Vega
JAN PE 5700	40.10	648777	7540450	(0.3125)	0.0004	0.3497	17.4642
JAN CE 5900	78.00	557972	4703700	0.6723	0.0002	1.3971	17.5126
JAN PE 5800	67.50	557049	7268800	(0.3489)	0.0004	0.3339	18.2065
JAN CE 5800	132.00	554562	4031100	0.6205	0.0003	1.4017	18.5091
JAN PE 5600	23.50	446226	7529550	(0.2779)	0.0003	0.3573	16.5892
JAN CE 6000	41.00	384463	7276950	0.5650	0.0003	1.3871	19.1916

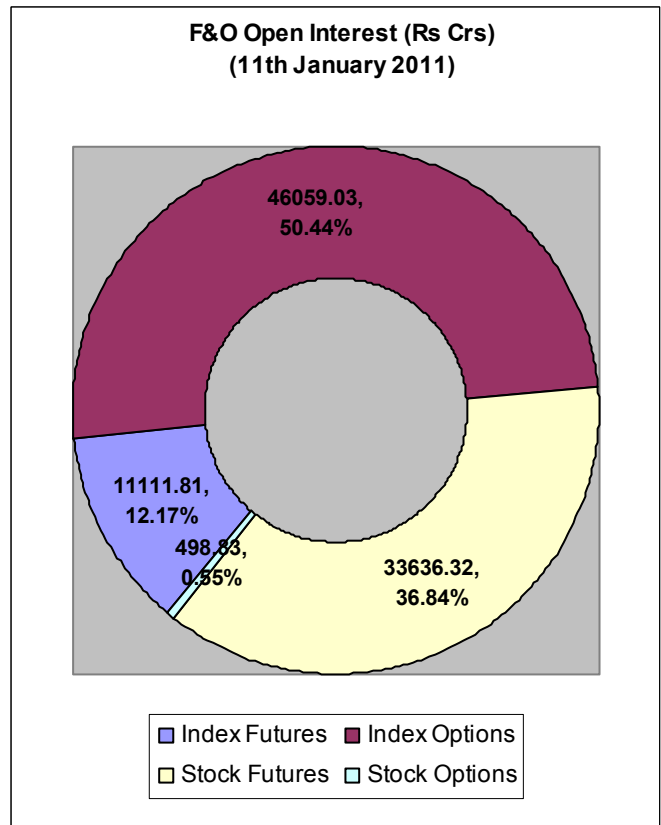
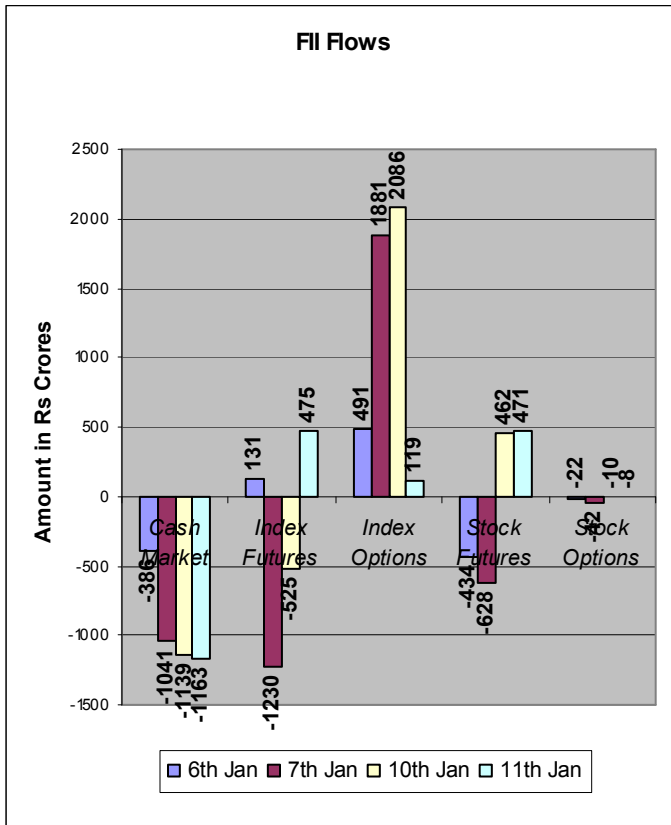
MOST ACTIVE STOCK CALLS (VALUE)

Name & Month	Strike	No. of contracts	Price
SBIN Jan	2700	5527	60.00
Tata Steel Jan	640	4946	21.60
Tata Steel Jan	660	4769	12.15
SBIN Jan	2800	3510	28.05
Tata Motors Jan	1200	3483	47.00

MOST ACTIVE STOCK PUTS (VALUE)

Name & Month	Strike	No. of contracts	Price
Infosys Jan	3300	2207	54.00
Tata Steel Jan	640	2516	14.60
SBIN Jan	2500	2244	17.00
Tata Steel Jan	620	2071	8.10
SBIN Jan	2600	1715	43.10

FII ACTIVITY



* Source: www.nseindia.com (FII trades done on Exchanges)

FOR PRIVATE CIRCULATION ONLY

Disclaimer

The trading ideas discussed or recommended in this report may not be suitable for all investors. Investors should use this research as one input into formulating an investment opinion. Additional inputs should include, but are not limited to, the review of other. This is not an offer (or solicitation of an offer) to buy/sell the securities/instruments mentioned or an official confirmation. Microsec Capital Limited is not responsible for any error or inaccuracy or for any losses suffered on account of information contained in this report. This report does not purport to be offer for purchase and sale of share/ units. We and our affiliates, officers, directors, and employees, including persons involved in the preparation or issuance of this material may: (a) from time to time, have long or short positions in, and buy or sell the securities thereof, of company (ies) mentioned herein or (b) be engaged in any other transaction involving such securities and earn brokerage or other compensation discussed herein or act as advisor or lender or borrower to such company (ies) or have other potential conflict of interest with respect to any recommendation and related information and opinions. The same persons may have acted upon the information contained here. No part of this material may be duplicated in any form and/or redistributed without Microsec Capital Limited' prior written consent.