

## DERIVATIVE STRATEGY | DAILY



2<sup>nd</sup> September, 2010

Vinit Pagaria, ACA, FRM

E-mail: [vpagaria@microsec.in](mailto:vpagaria@microsec.in)

### OUR REPORTS

#### Fundamental

Company Report  
Sector Report  
Theme Based Report

#### Daily & Weekly

Fundamental Market Update  
Technical Market Update  
Derivative Market Update

#### Fortnightly

Banking Sector Report  
Currency Report

#### Monthly

India Strategy Report  
IIP Report  
Auto Sector Update  
Cement Sector Update  
Metal Sector Update  
Telecom Sector Update  
Insurance and Mutual Fund Report  
Inflation Report  
Exports-Imports Report

#### Quarterly

India and Global Strategy Report  
India Economy Report

#### Others

Event Based Report  
RBI Monetary Review Report  
Annual Budget Review Report

**ANALYSIS OF FUTURES & OPTIONS MARKET**

**Nifty (5471.85)**

**SEPTEMBER FUTURE**

Price: 5477.95 (+1.37%)

Premium: 6.10

Open Int: 32815500 (+2%)

**OCTOBER FUTURE**

Price: 5482.50 (+1.36%)

Premium: 10.65

Open Int: 1625750 (+8%)

**NIFTY DAILY CHART**



**Trading Calls**

**◆ Long Sobha Developers Future**

Buy Sep Future @ Rs 345/- Target: Rs 378/-  
SL: Rs 329/- Lot Size: 1000

**◆ Long Reliance Infrastructure Call option**

Buy Sep 1000 Call option @ Rs 50/- Target: Rs 98/- Lot Size: 250

**HIGHLIGHTS**

- ⇒ Nifty continued from where it left on Tuesday and rose smartly to close higher by 1.29%. It looks set to move higher in the next few trading sessions and could even test 5600 soon
- ⇒ Nifty Call options of strike 5500 added open interest by 16647 lots while Put options of strike 5400 had a build up of 26001 lots
- ⇒ Nifty Put Call ratio stands at 1.41 with the total open interest in Call options at 1,329,788 lots and that in Put options at 1,880,485 lots
- ⇒ Sobha Developers, IDFC, Indiabulls Real Estate, Unitech Ltd, CESC Ltd, Tech Mahindra, Infosys Technologies, Ranbaxy Laboratories, Reliance Communication, Reliance Capital and Reliance Infrastructure appear strong
- ⇒ Volatility Index rose by 0.59% from 18.36 to 18.47

**NIFTY PIVOT POINTS**

S2	S1	PIVOT	R1	R2
5323	5363	5388	5428	5453

**OPTION STRATEGY**

Scrip/Index: **RELIANCE INFRASTRUCTURE**

Strategy: Long Call option

Current Price of Underlying: Rs 1022.75 Lot Size: 250

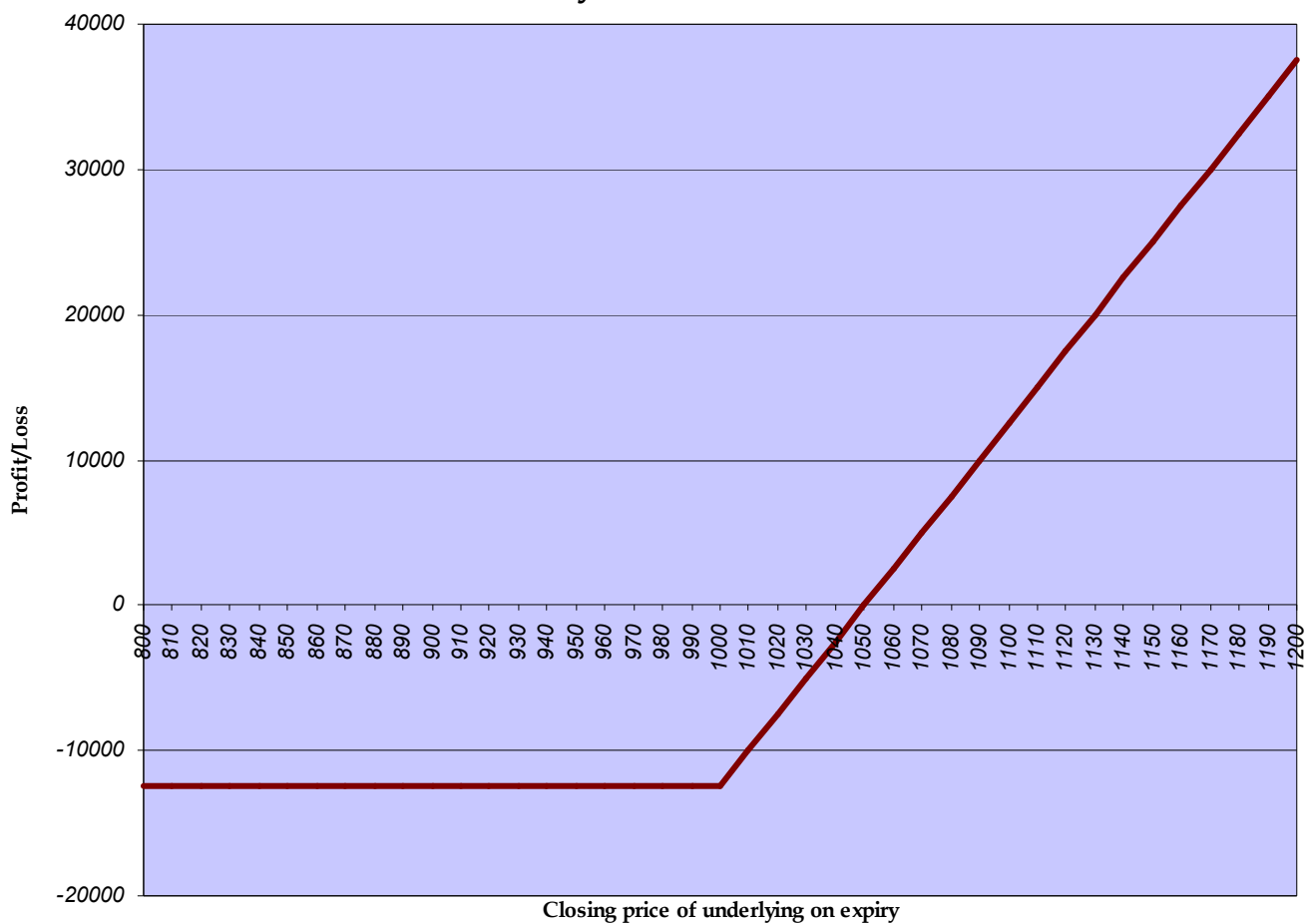
Buy Sep 1000 Call option @ Rs 50/-

Profitable when closing price is above Rs 1050/- on expiry

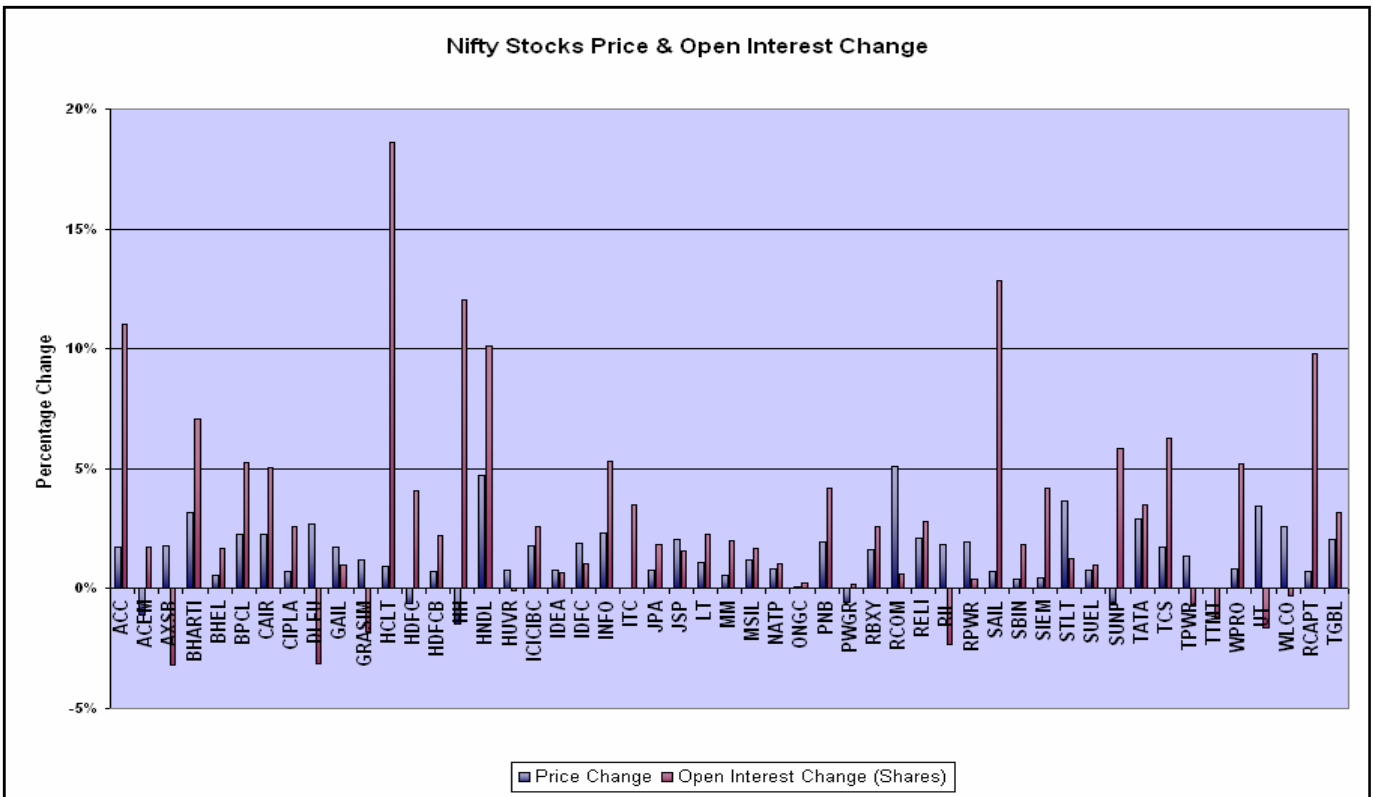
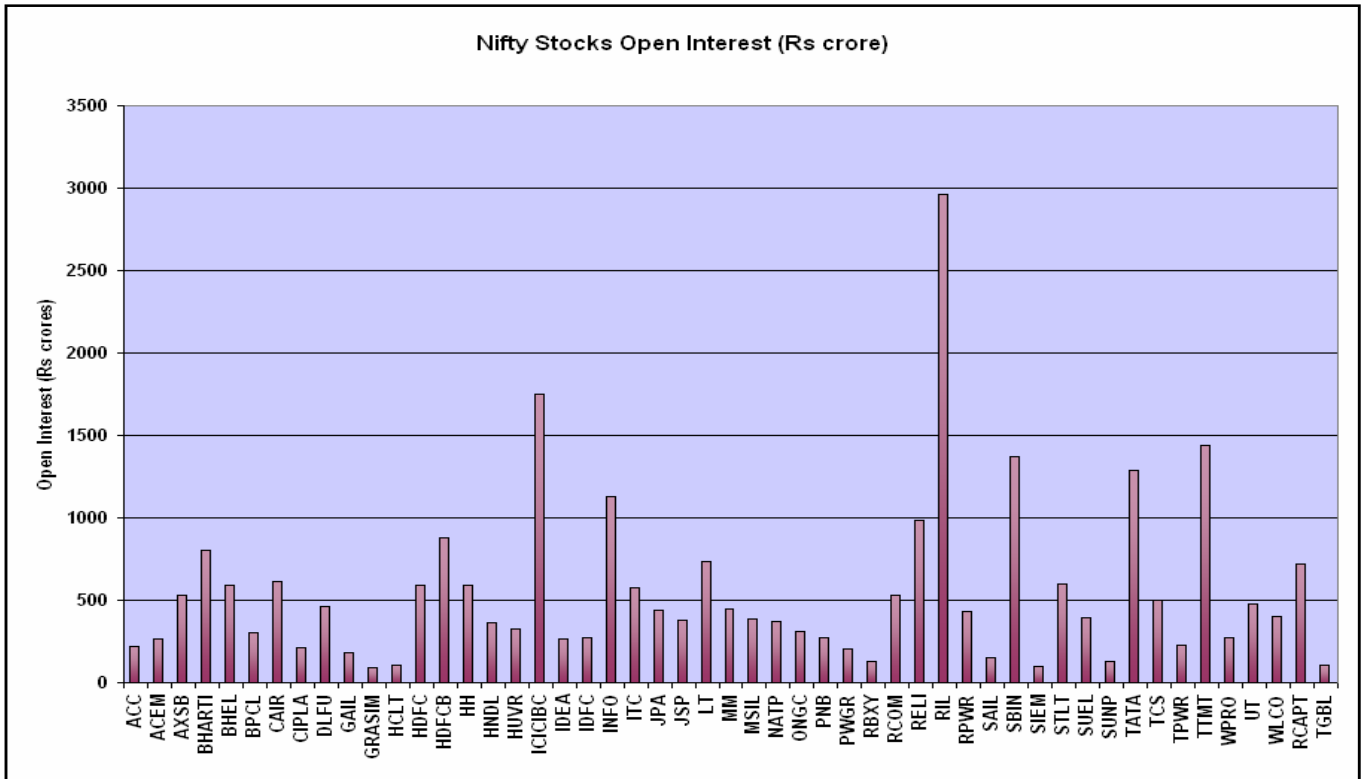
Maximum Potential Profit: Unlimited Maximum Possible Loss: Rs 12,500/-

Time to Expiry: 29 days

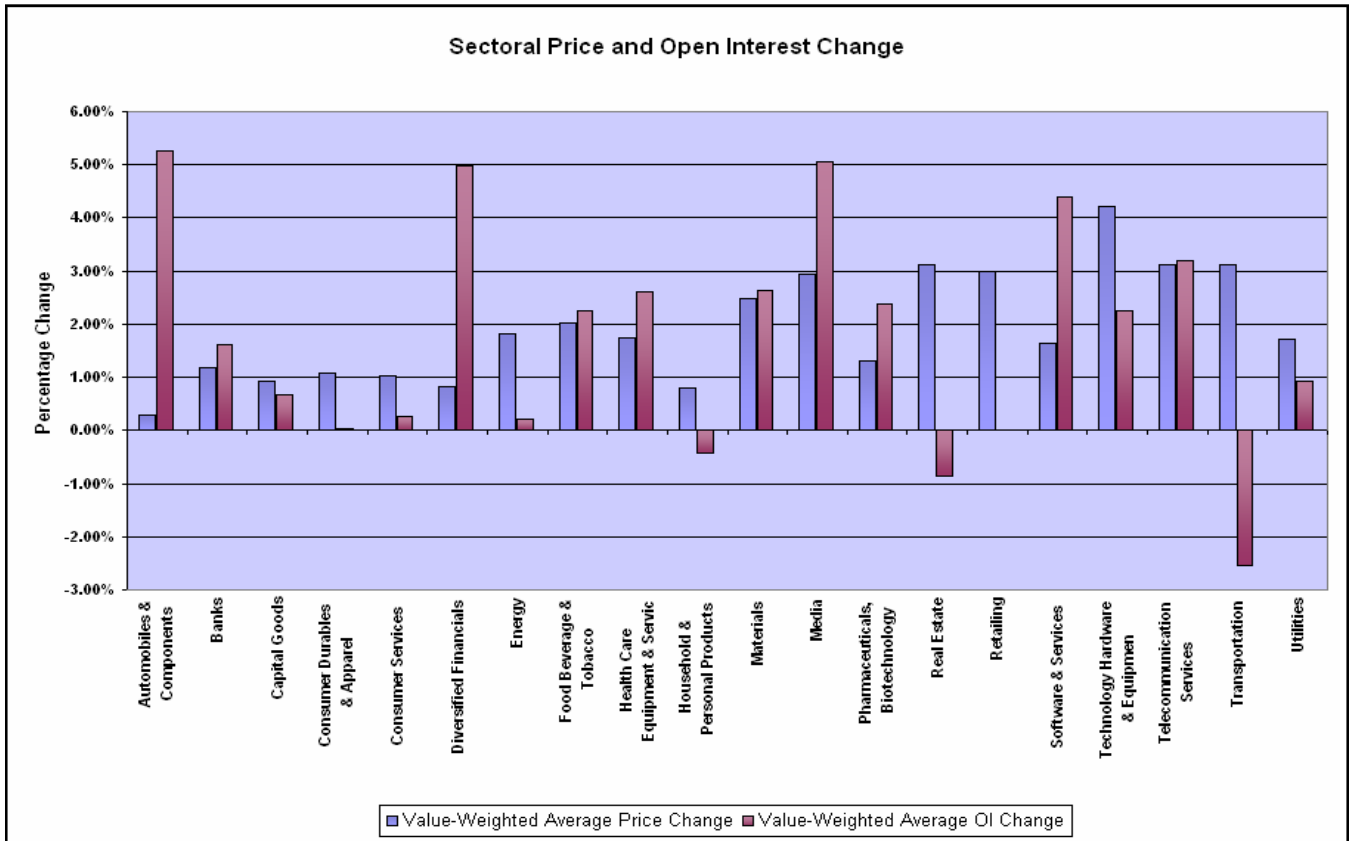
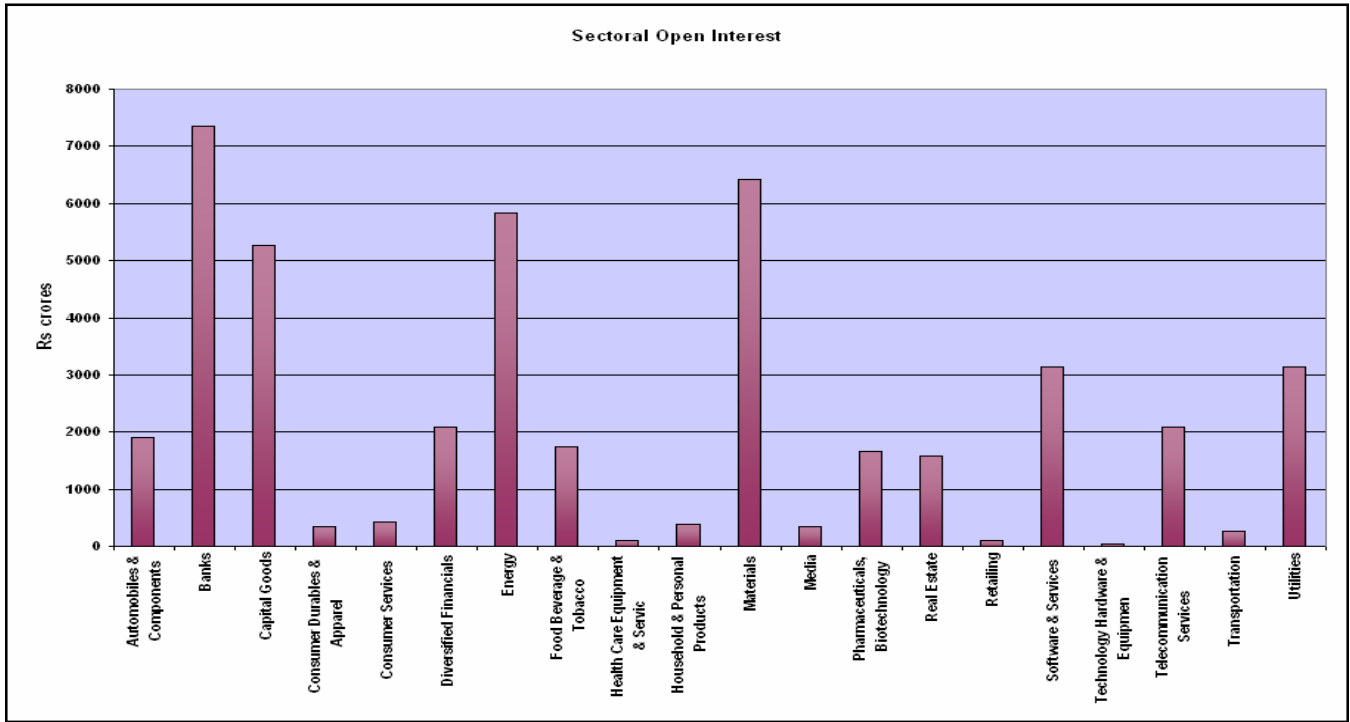
**Pay-off Chart**



STOCK FUTURES - NIFTY STOCKS



STOCK FUTURES - SECTORAL ANALYSIS



**TOP PRICE GAINERS (STOCKS)**

Scrip	Lot Size	Spot price	% Change
United Spirits	250	1552.75	8.40
Hindustan Zinc	250	1114.95	6.56
Hind Construction	4000	59.85	6.31
Dish TV	8000	53.80	6.22
R Com	2000	164.00	5.09

**TOP PRICE LOSERS (STOCKS)**

Scrip	Lot Size	Spot Price	% Change
Jain Irrigation	250	1212.45	(2.63)
Hero Honda	125	1764.80	(1.49)
Ambuja Cements	2000	124.20	(1.08)
Noida Toll Bridge	8000	34.85	(0.99)
Asian Paints	125	2738.75	(0.87)

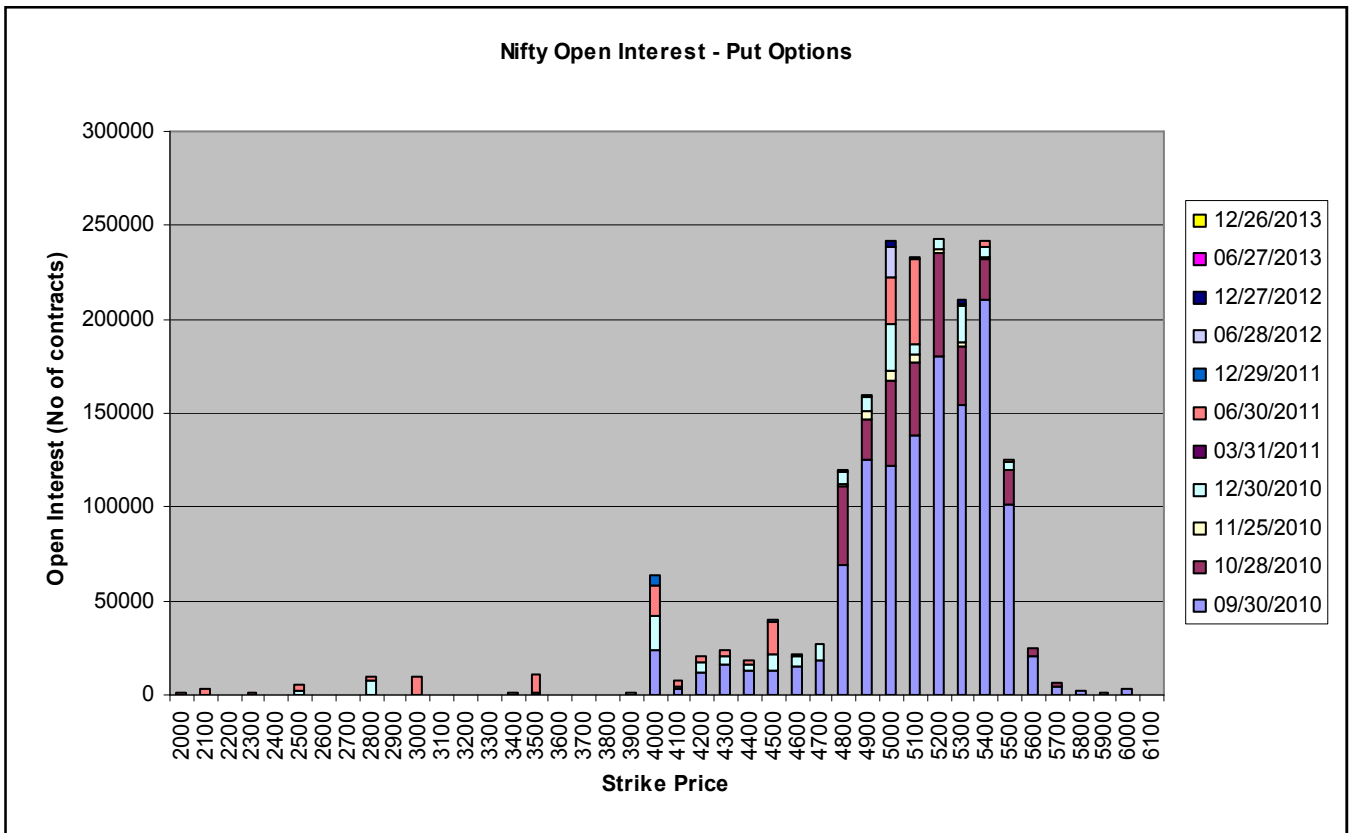
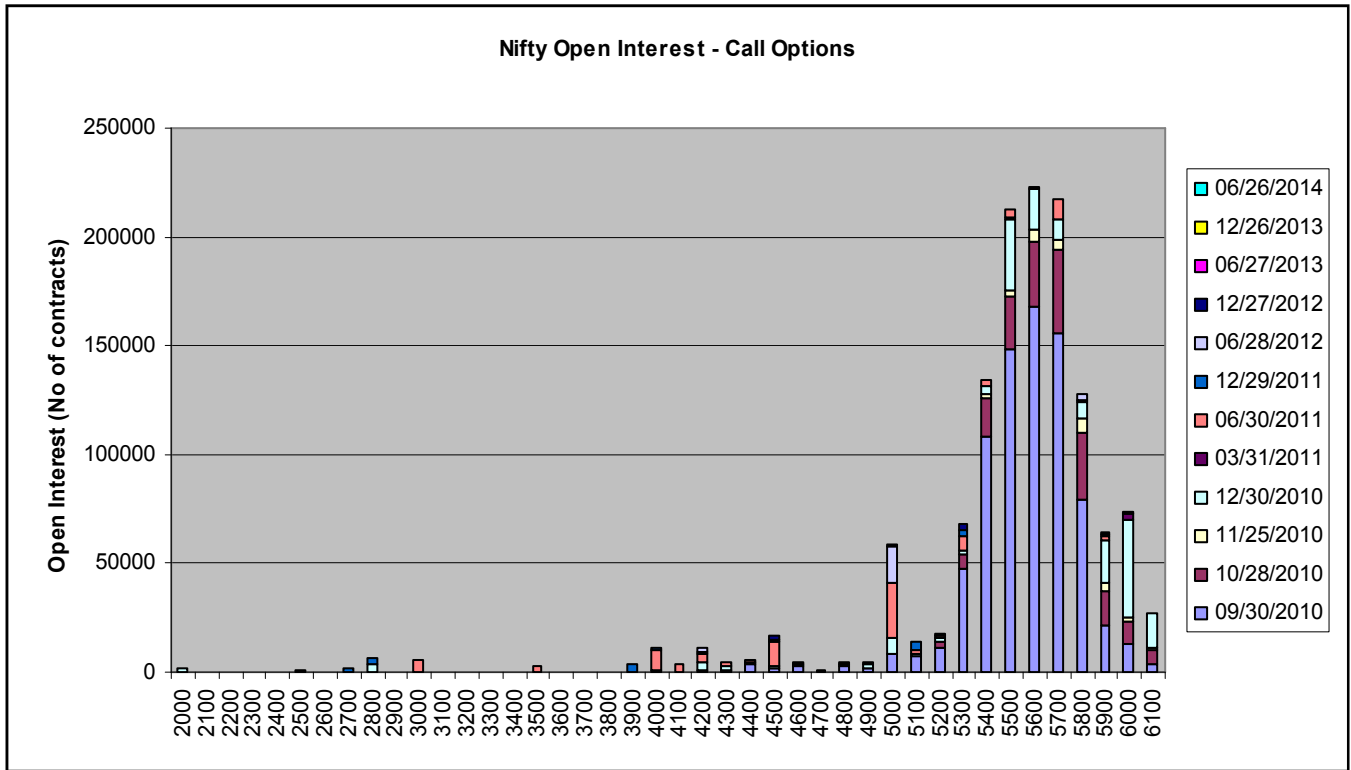
**SIGNIFICANT OPEN INTEREST ADDITIONS (STOCKS)**

Contract	Price	% Change	Volume Spot	% Change	Open Interest	Absolute Change	% Change
Jain Irrigation	1212.45	(2.63)	116474	(26.73)	130500	22000	20.28
HCL Technologies	386.10	0.93	1713281	23.61	2761000	433000	18.60
Aurobindo Pharma	1044.60	0.59	471518	128.51	1094250	162500	17.44
Dish TV	53.80	6.22	6681107	337.65	13544000	1936000	16.68
Indian Bank	249.30	0.34	733901	(35.68)	828000	110000	15.32
Hindustan Zinc	1114.95	6.56	172640	139.37	207000	26750	14.84

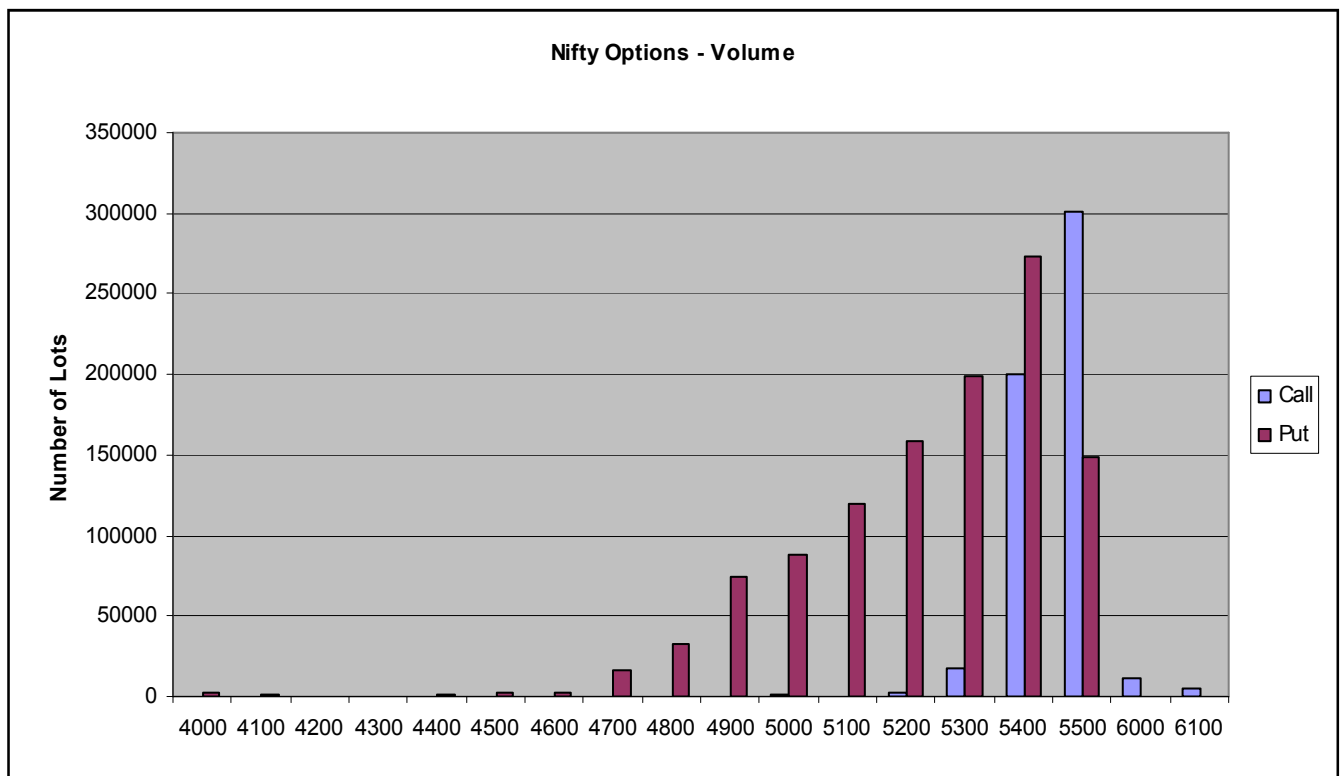
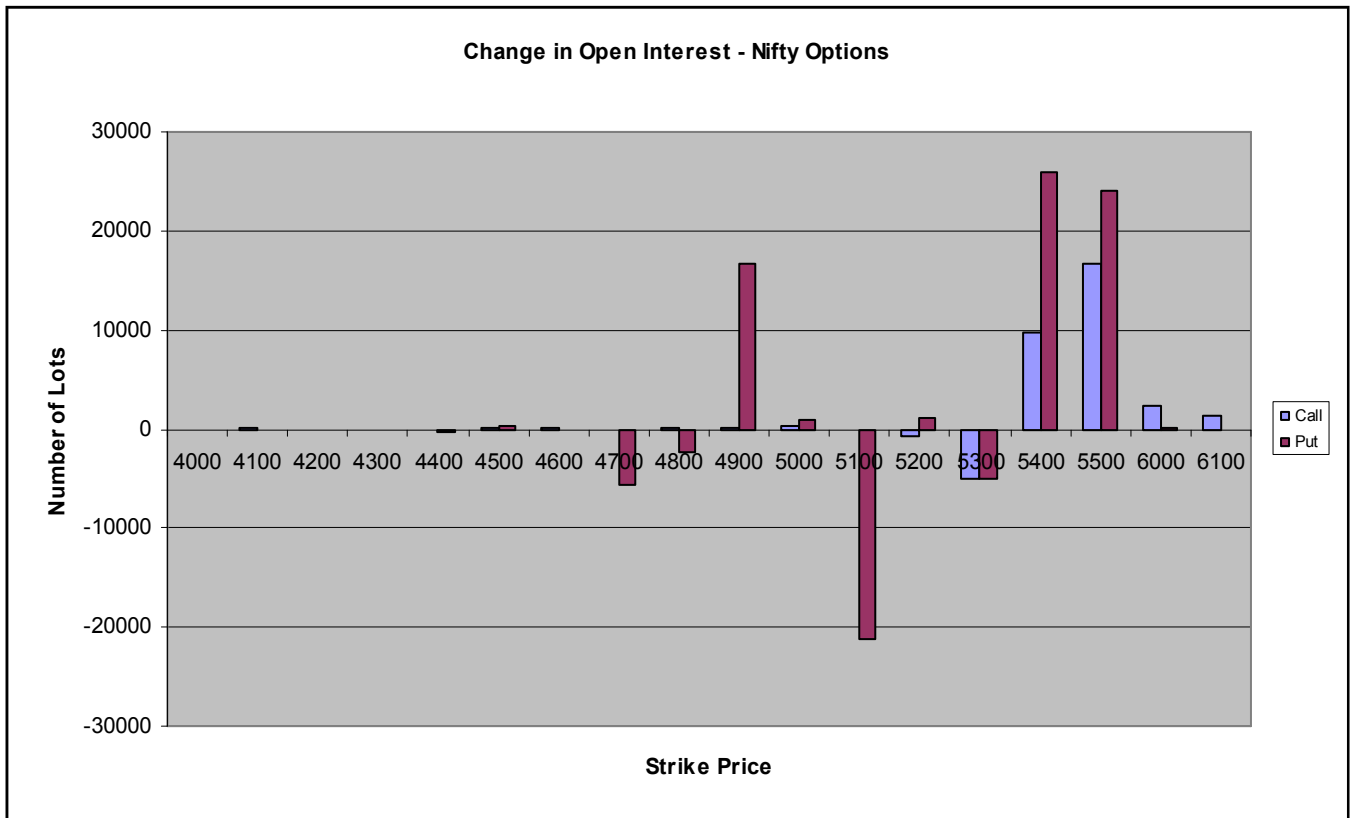
**SIGNIFICANT OPEN INTEREST REDUCTIONS (STOCKS)**

Contract	Price	% Change	Volume Spot	% Change	Open Interest	Absolute Change	% Change
Kingfisher Airlines	62.35	5.05	8856472	(14.11)	15400000	(1768000)	(10.30)
GE Shipping	304.65	2.51	315277	(33.27)	859000	(79000)	(8.42)
Hotel Leela Venture	52.45	1.45	1746334	(48.51)	5568000	(440000)	(7.32)
Dena Bank	105.55	2.68	1588865	40.76	7724000	(520000)	(6.31)
Hindustan Construction	59.85	6.31	5128195	(15.41)	21568000	(1220000)	(5.35)

OPTIONS OPEN INTEREST CONCENTRATION



OPTIONS ANALYSIS





**MOST ACTIVE FUTURE CONTRACTS**

Name	Expiry Date	Number of Contracts	Price	Open Interest	Value of Underlying
NIFTY FUTURE	30 SEP 10	414908	5476.00	34261050	5471.85
TATA MOTORS FUTURE	30 SEP 10	24510	1013.50	14460500	1013.80
TATA STEEL FUTURE	30 SEP 10	39974	540.70	23964500	538.90
SBIN FUTURE	30 SEP 10	19377	2777.00	4905125	2772.00
RELIANCE FUTURE	30 SEP 10	26379	944.50	31179000	940.70
ICICI BANK FUTURE	30 SEP 10	22535	995.50	17731000	998.00

**MOST ACTIVE NIFTY OPTION CONTRACTS**

Contract	Price (Premium)	Volume (No. of Lots)	Open Interest	Delta	Gamma	Theta	Vega
SEP CE 5500	73.25	281836	7380700	0.4588	0.0018	1.7014	6.1457
SEP PE 5400	62.00	257750	11002650	(0.3701)	0.0016	1.3376	5.8641
SEP CE 5400	134.65	189910	5468500	0.6301	0.0016	1.8523	5.8544
SEP PE 5300	39.80	187658	7854600	(0.2463)	0.0012	1.2902	4.9426
SEP CE 5600	31.30	176513	8528900	0.2675	0.0017	1.2369	5.1749
SEP PE 5500	98.00	143555	5216450	(0.5402)	0.0019	1.1139	6.1443

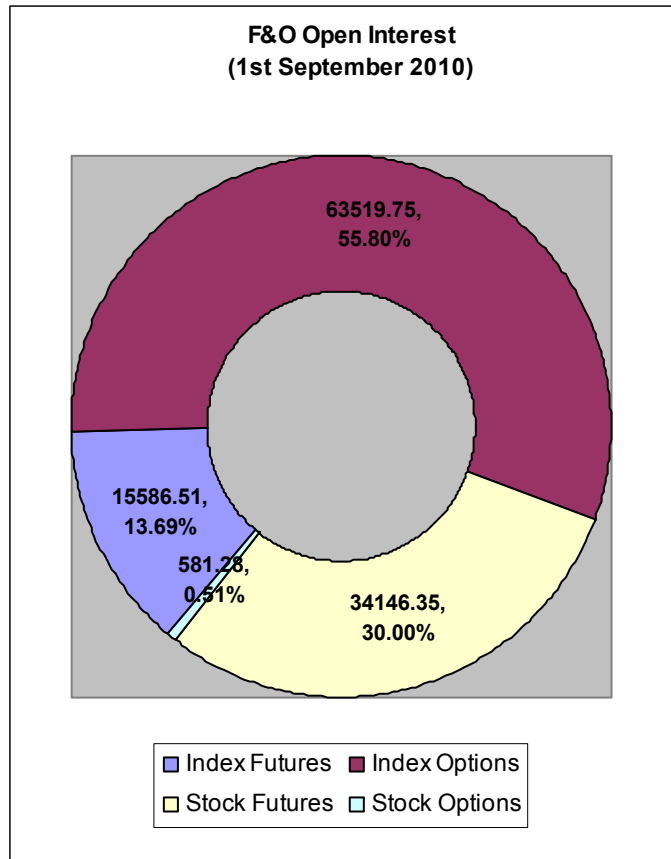
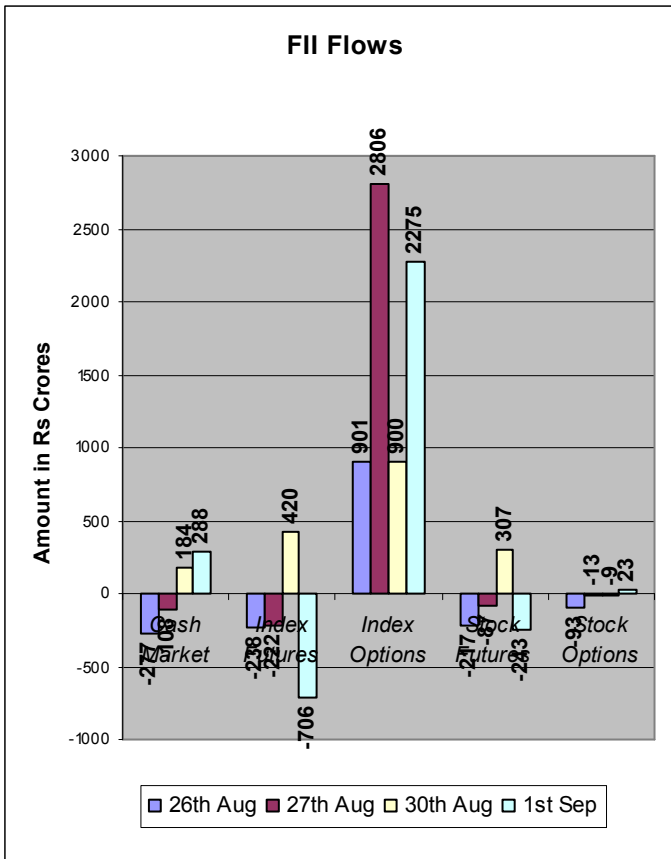
**MOST ACTIVE STOCK CALLS (VALUE)**

Name & Month	Strike	No. of contracts	Price
Tata Steel Sep	540	5692	19.85
Unitech Sep	80	3151	3.50
Unitech Sep	85	2648	1.45
Tata Motors Sep	1020	1674	33.80
Bharti Airtel Sep	340	2450	9.10

**MOST ACTIVE STOCK CALLS (VALUE)**

Name & Month	Strike	No. of contracts	Price
Tata Motors Sep	1000	710	29.00
SBIN Sep	2700	894	40.50
Tata Steel Sep	520	1137	10.20
Reliance Sep	920	976	15.00
Bharti Airtel Sep	320	694	3.70

FII ACTIVITY



\* Source: [www.nseindia.com](http://www.nseindia.com) (FII trades done on Exchanges)

FOR PRIVATE CIRCULATION ONLY

**Disclaimer**

The trading ideas discussed or recommended in this report may not be suitable for all investors. Investors should use this research as one input into formulating an investment opinion. Additional inputs should include, but are not limited to, the review of other. This is not an offer (or solicitation of an offer) to buy/sell the securities/instruments mentioned or an official confirmation. Microsec Capital Limited is not responsible for any error or inaccuracy or for any losses suffered on account of information contained in this report. This report does not purport to be offer for purchase and sale of share/ units. We and our affiliates, officers, directors, and employees, including persons involved in the preparation or issuance of this material may: (a) from time to time, have long or short positions in, and buy or sell the securities thereof, of company (ies) mentioned herein or (b) be engaged in any other transaction involving such securities and earn brokerage or other compensation discussed herein or act as advisor or lender or borrower to such company (ies) or have other potential conflict of interest with respect to any recommendation and related information and opinions. The same persons may have acted upon the information contained here. No part of this material may be duplicated in any form and/or redistributed without Microsec Capital Limited' prior written consent.