

# DERIVATIVE STRATEGY | DAILY



## OUR REPORTS

### Fundamental

Company Report  
Sector Report  
Theme Based Report

### Daily & Weekly

Fundamental Market Update  
Technical Market Update  
Derivative Market Update

### Fortnightly

Banking Sector Report  
Currency Report

### Monthly

India Strategy Report  
IIP Report  
Auto Sector Update  
Cement Sector Update  
Metal Sector Update  
Telecom Sector Update  
Insurance and Mutual Fund Report  
Inflation Report  
Exports-Imports Report

### Quarterly

India and Global Strategy Report  
India Economy Report

### Others

Event Based Report  
RBI Monetary Review Report  
Annual Budget Review Report

17<sup>th</sup> February, 2011

Vinit Pagaria, ACA, FRM

E-mail: [vpagaria@microsec.in](mailto:vpagaria@microsec.in)

**ANALYSIS OF FUTURES & OPTIONS MARKET**

**Nifty (5481.70)**

**FEBRUARY FUTURE**

Price: 5485.25 (+0.17%)

Premium: 3.55

Open Int: 2570040 (+1%)

**MARCH FUTURE**

Price: 5503.45 (+0.12%)

Premium: 21.75

Open Int: 3722050 (+4%)

**NIFTY DAILY CHART**



**Trading Calls**

◆ **Short HDFC Future**

Sell Feb Future @ Rs 638/- Target: Rs 600/-  
SL: Rs 654/- Lot Size: 1000

◆ **Unitech Bull spread**

Buy Feb 37.50 Call option @ Rs 2.50 and  
Sell Feb 40 Call option @ Rs 1.30 Lot Size: 4000

**HIGHLIGHTS**

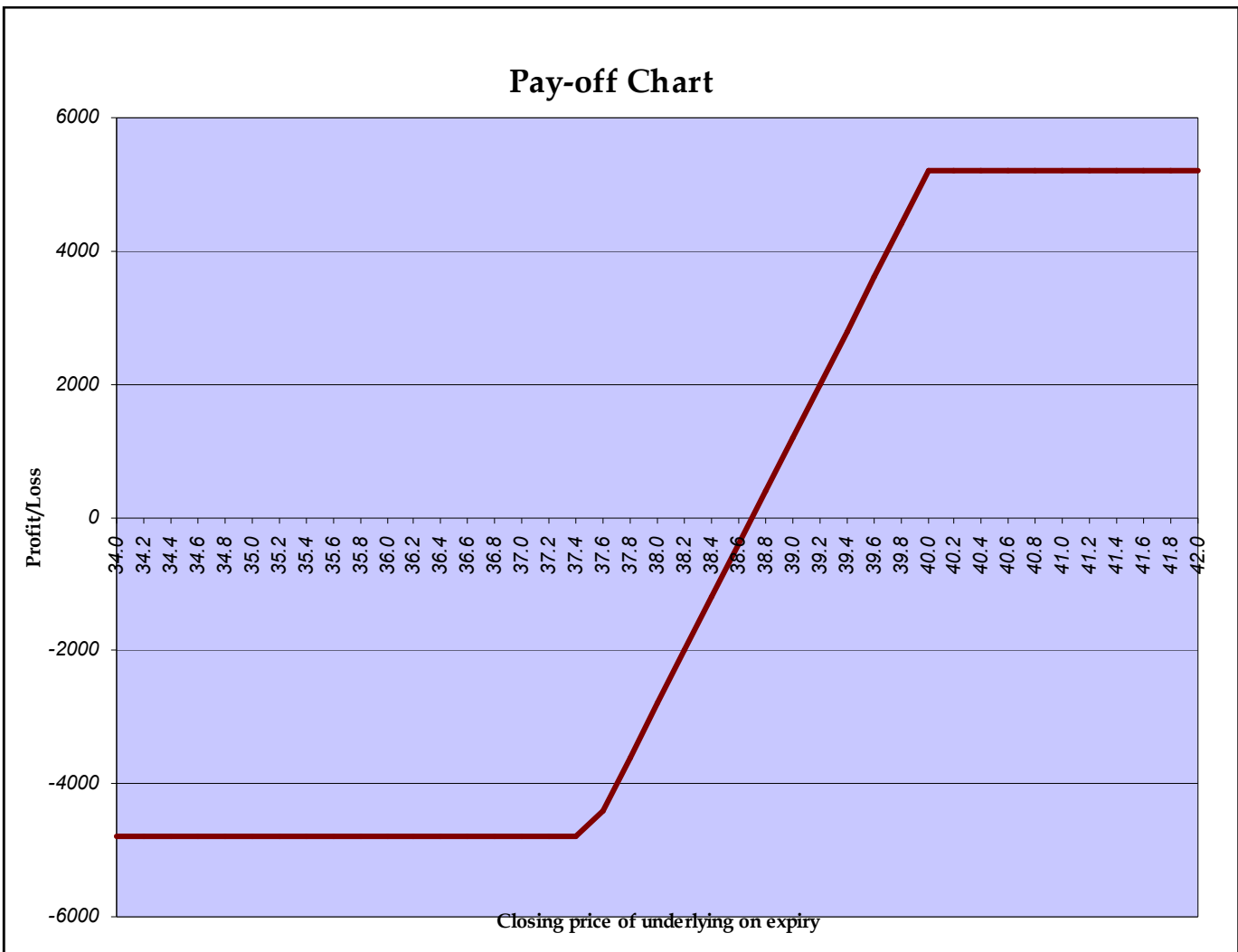
- ⇒ Nifty moved in a narrow band of 5460 and 5505 during the day and closed absolutely flat. It is likely to face resistance in the 5530-5550 band while on the downside, support exists at 5400
- ⇒ Nifty Call options of strike 5700 added open interest by 6202 lots while Put options of strike 5300 had a strong build up of 35127 lots
- ⇒ Nifty Put Call ratio stands at 1.22 with the total open interest in Call options at 1,572,304 lots and that in Put options at 1,925,140 lots
- ⇒ Jain Irrigation, Bombay Dyeing, Nagarjuna Construction, Wipro Ltd, Unitech Ltd, Adani Enterprises, while Voltas Ltd, ABB, Allahabad Bank, HDFC, Andhra Bank, Ashok Leyland and Dish TV appear relatively weak
- ⇒ Volatility Index rose by 0.87% from 22.85 to 23.05

**NIFTY  
PIVOT POINTS**

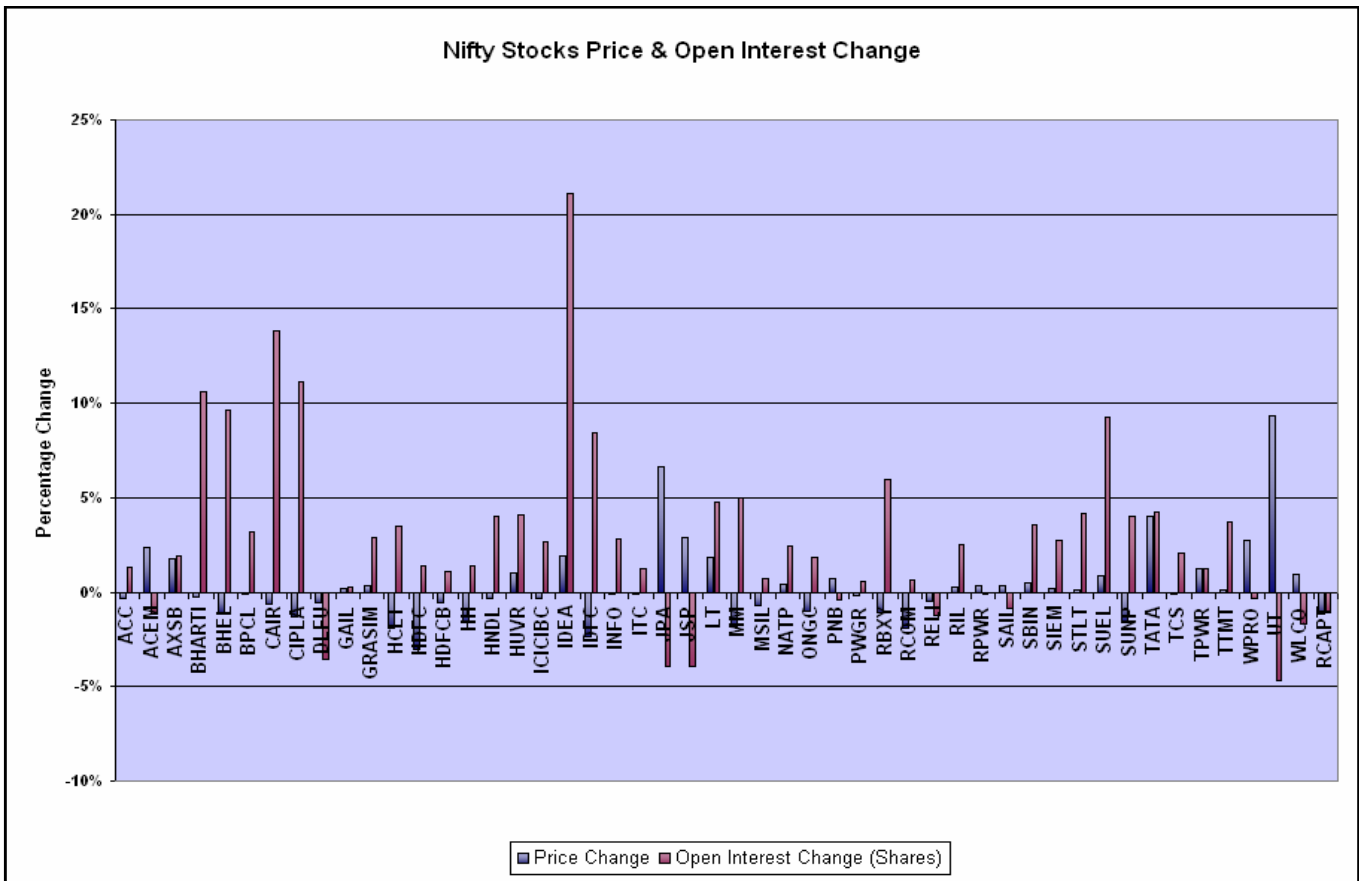
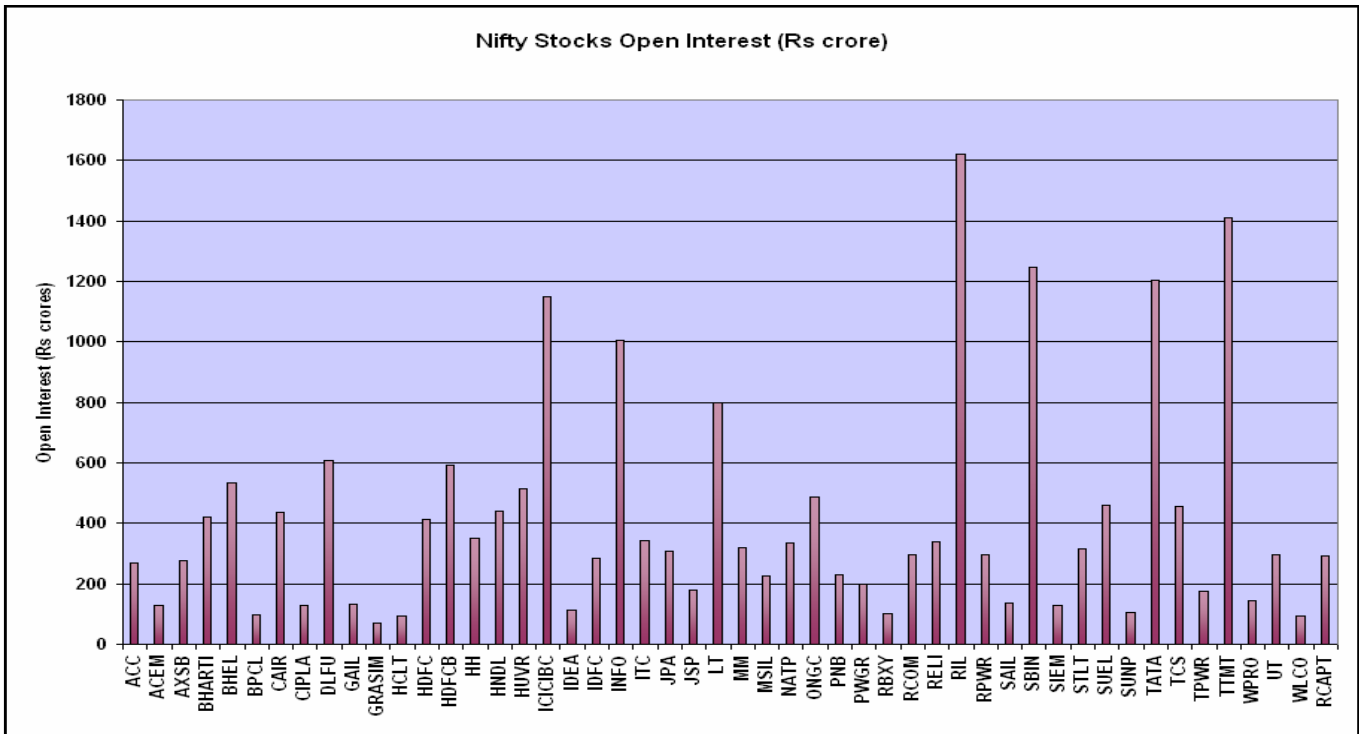
S2	S1	PIVOT	R1	R2
5438	5460	5482	5504	5527

**OPTION STRATEGY**

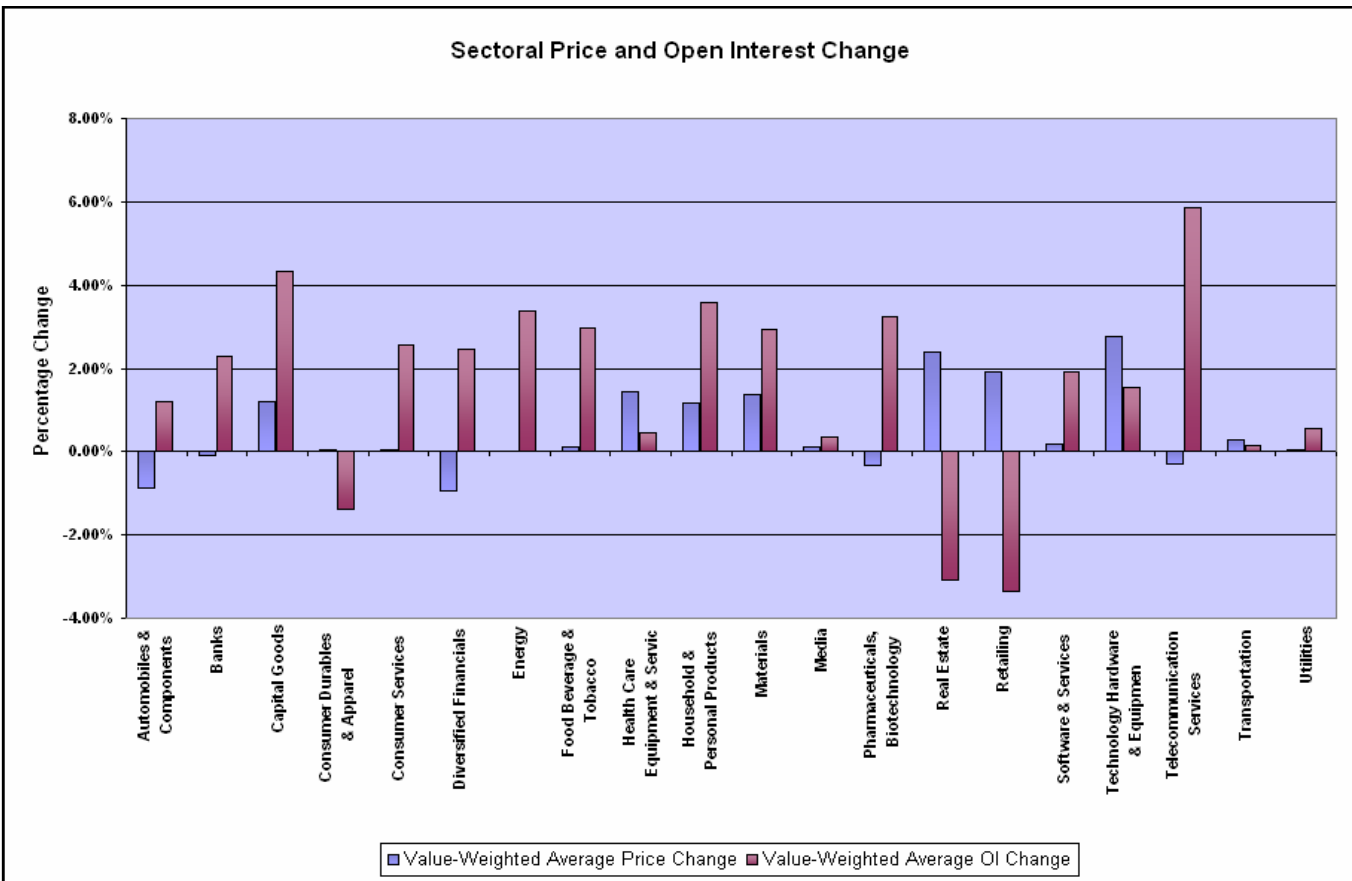
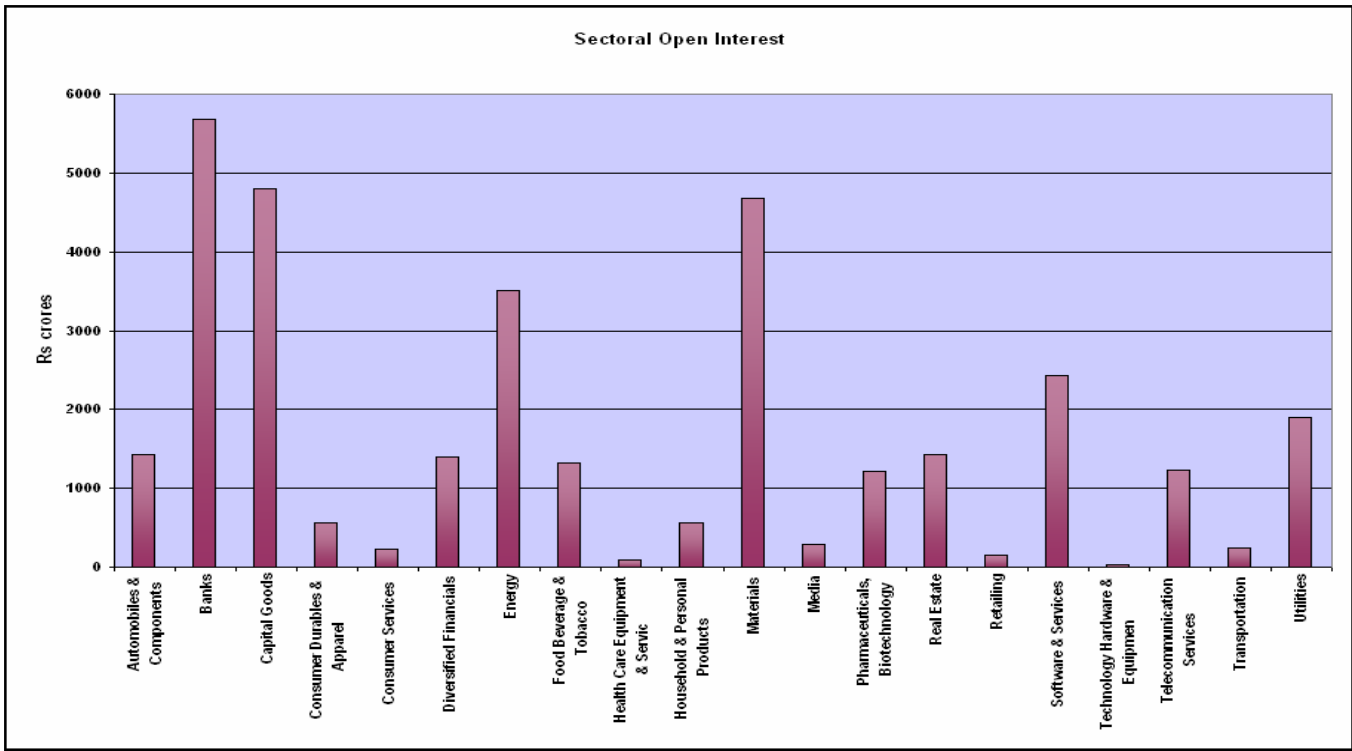
**Scrip/Index: Unitech Ltd**  
**Strategy: Bull Spread**  
**Current Price of Underlying: Rs 38.20 Lot Size: 4000**  
**Buy Feb 37.50 Call option @ Rs 2.50 and Sell Feb 40 Call option @ Rs 1.30**  
**Profitable when closing price is above Rs 38.70 on expiry**  
**Maximum Potential Profit: Rs 5,200/- Maximum Possible Loss: Rs 4,800/-**  
**Time to Expiry: 8 days**



STOCK FUTURES - NIFTY STOCKS



STOCK FUTURES - SECTORAL ANALYSIS



**TOP PRICE GAINERS (STOCKS)**

Scrip	Lot Size	Spot price	% Change
Unitech Ltd	4000	38.20	9.30
Bombay Dyeing	500	353.70	7.15
JP Associates	2000	90.30	6.67
Jain Irrigation	1250	215.00	5.86
IVRCL Infra	2000	77.00	5.62

**TOP PRICE LOSERS (STOCKS)**

Scrip	Lot Size	Spot Price	% Change
Sintex Industries	2000	157.70	(4.77)
Onmobile Global	1000	224.60	(3.13)
HDFC	500	626.90	(3.05)
Shree Renuka Sugars	4000	80.70	(3.00)
Power Finance Corp	1000	254.70	(2.80)

**SIGNIFICANT OPEN INTEREST ADDITIONS (STOCKS)**

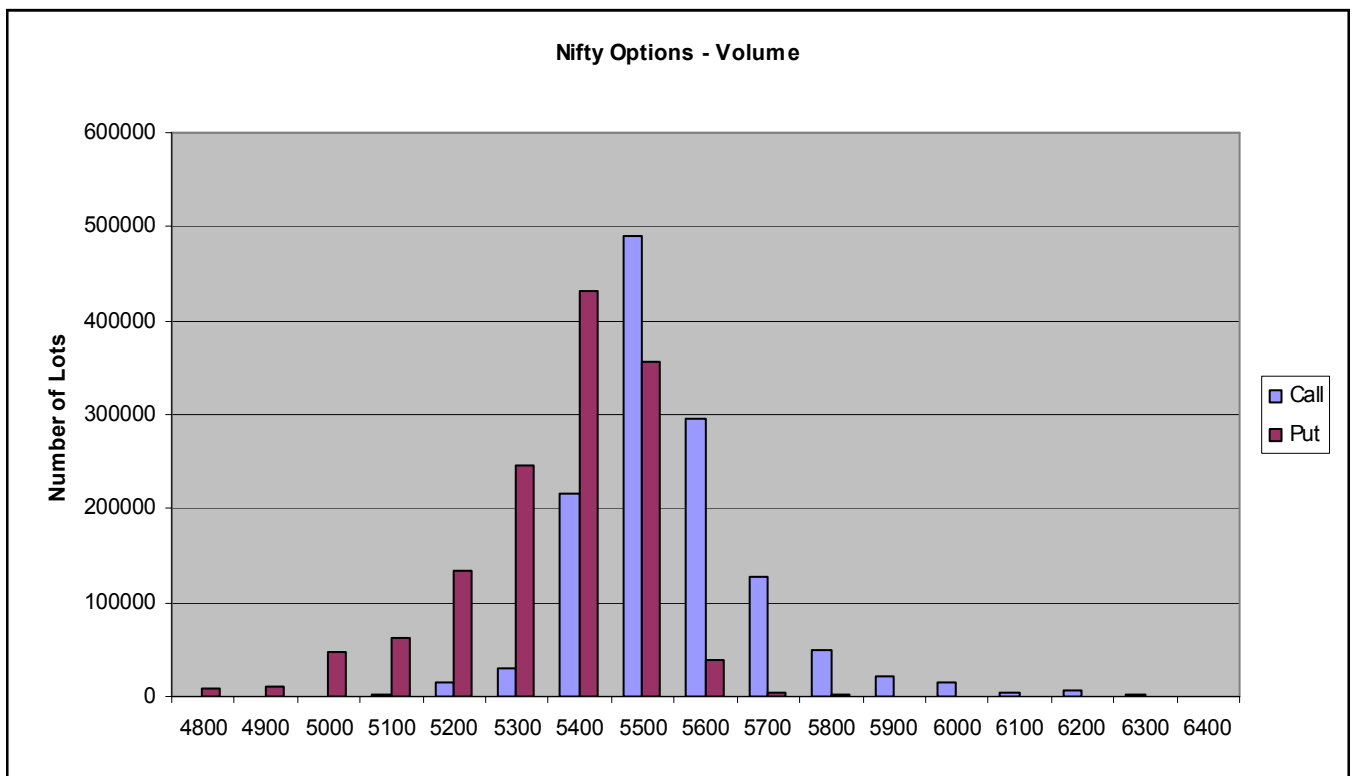
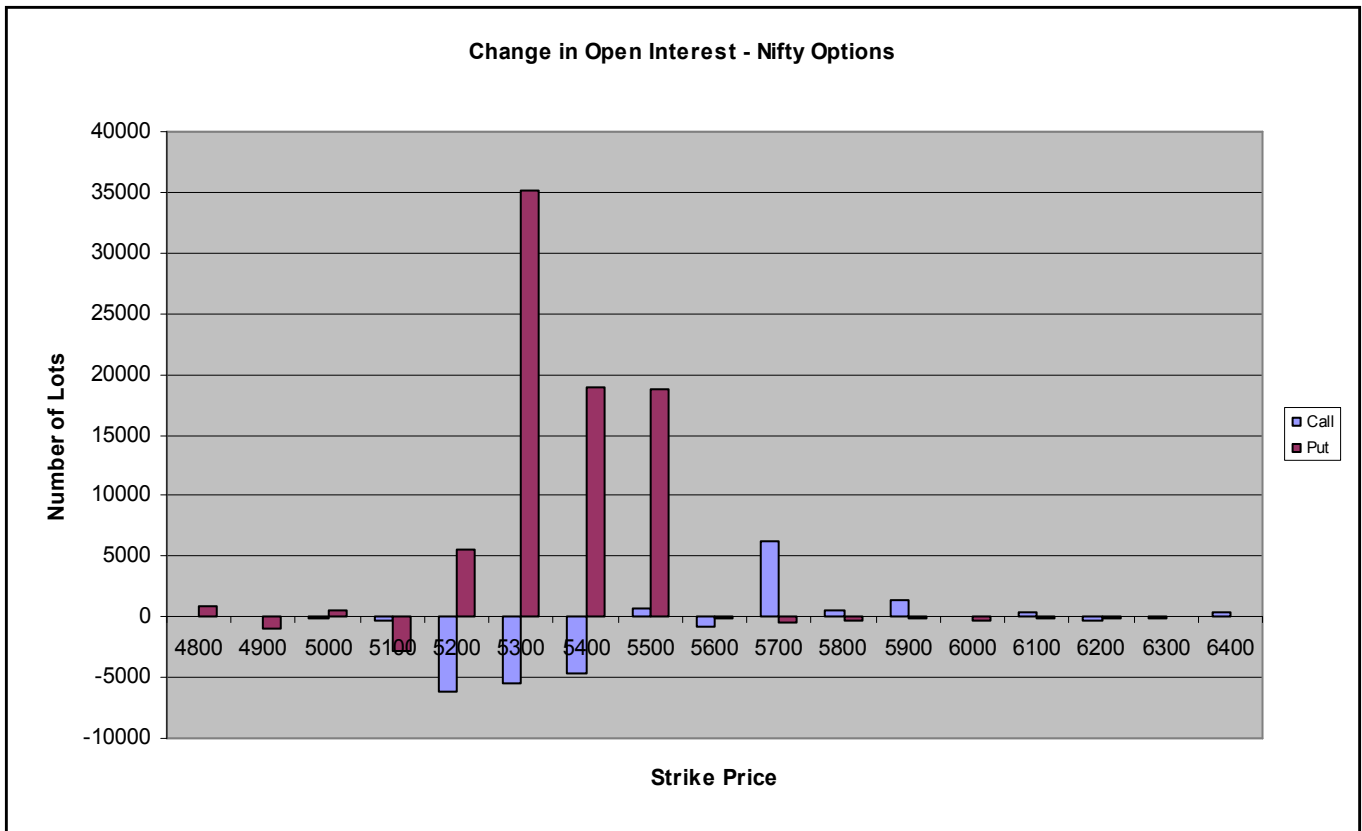
Contract	Price	% Change	Volume Spot	% Change	Open Interest	Absolute Change	% Change
Union Bank of India	346.90	1.70	426935	24.41	1671000	323000	23.96
Bata India	343.50	2.64	347277	207.51	293000	53000	22.08
Sintex Industries	157.70	(4.77)	2860443	59.03	3976000	718000	22.04
Idea Cellular	63.20	1.94	2924277	(84.19)	17676000	3084000	21.13
Indian Overseas Bank	128.30	(2.25)	1779452	(28.56)	1486000	198000	15.37
Cairn India	320.05	(0.62)	1443754	(14.85)	13581000	1652000	13.85

**SIGNIFICANT OPEN INTEREST REDUCTIONS (STOCKS)**

Contract	Price	% Change	Volume Spot	% Change	Open Interest	Absolute Change	% Change
Bombay Dyeing	353.70	7.15	1034377	10.86	563500	(90500)	(13.84)
Canara Bank	589.95	1.47	1270153	(0.30)	1327500	(104500)	(7.30)
Reliance MediaWorks	155.90	(2.71)	1828416	(67.41)	2484000	(158000)	(5.98)
Titan Industries	3261.70	1.52	391353	(18.59)	519000	(29875)	(5.44)
DCB	45.20	0.11	2374995	(46.82)	5732000	(328000)	(5.41)



OPTIONS ANALYSIS





**MOST ACTIVE FUTURE CONTRACTS**

Name	Expiry Date	Number of Contracts	Price	Open Interest	Value of Underlying
NIFTY FUTURE	24 FEB 11	347916	5494.00	26959500	5481.70
TATA STEEL FUTURE	24 FEB 11	44164	643.50	18172000	644.15
HINDALCO FUTURE	24 FEB 11	18070	212.80	20776000	211.90
SBIN FUTURE	24 FEB 11	20742	2750.00	4277750	2755.00
TATA MOTORS FUTURE	24 FEB 11	21943	1236.10	10420000	1241.00
RELIANCE FUTURE	24 FEB 11	18493	947.75	16642500	943.70

**MOST ACTIVE NIFTY OPTION CONTRACTS**

Contract	Price (Premium)	Volume (No. of Lots)	Open Interest	Delta	Gamma	Theta	Vega
FEB CE 5500	55.50	468252	8103100	0.4726	0.0026	4.1779	3.3313
FEB PE 5400	28.50	409208	11596650	(0.2846)	0.0021	2.9221	2.8613
FEB PE 5500	59.20	338543	8105700	(0.5329)	0.0030	2.6321	3.3282
FEB CE 5600	18.75	282759	8721050	0.2259	0.0021	2.8181	2.5559
FEB PE 5300	14.30	234633	10196150	(0.1482)	0.0012	2.3617	1.9808
FEB CE 5400	117.90	209462	4955200	0.7088	0.0021	4.1248	2.8901

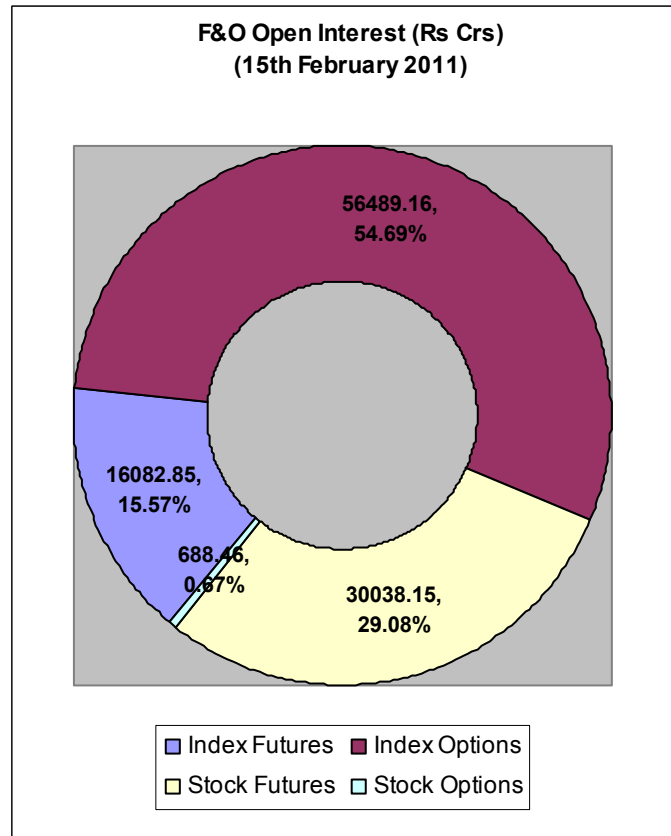
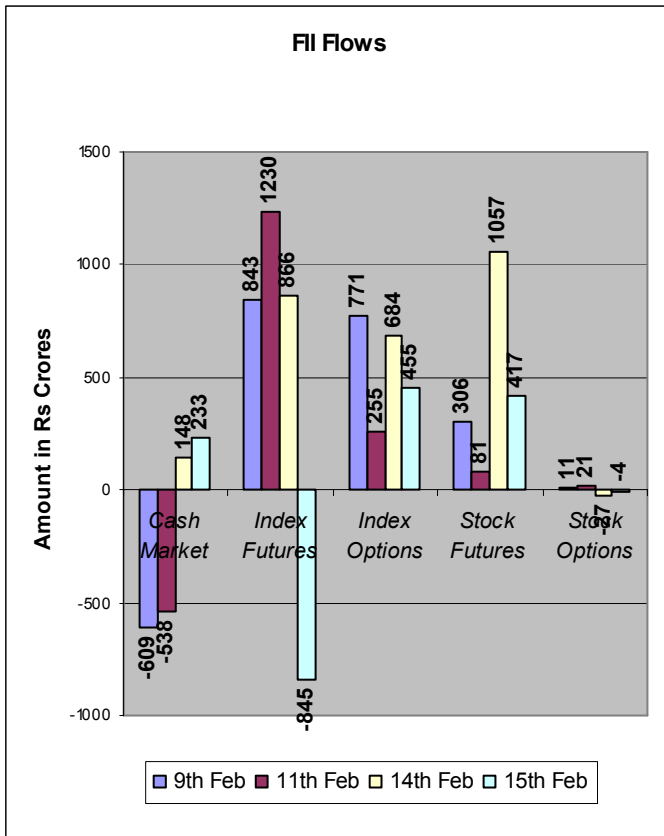
**MOST ACTIVE STOCK CALLS (VALUE)**

Name & Month	Strike	No. of contracts	Price
Tata Steel Feb	640	8824	13.80
Tata Steel Feb	620	3981	27.50
SBIN Feb	2800	3208	27.50
Hindalco Feb	220	2515	3.20
Tata Steel Feb	660	3362	5.40

**MOST ACTIVE STOCK PUTS (VALUE)**

Name & Month	Strike	No. of contracts	Price
Tata Steel Feb	600	4921	1.95
Tata Steel Feb	620	4610	4.50
Tata Motors Feb	1200	2407	12.50
Tata Steel Feb	640	2109	10.50
Hindalco Feb	210	1081	4.60

FII ACTIVITY



\* Source: www.nseindia.com (FII trades done on Exchanges)

FOR PRIVATE CIRCULATION ONLY

**Disclaimer**

The trading ideas discussed or recommended in this report may not be suitable for all investors. Investors should use this research as one input into formulating an investment opinion. Additional inputs should include, but are not limited to, the review of other. This is not an offer (or solicitation of an offer) to buy/sell the securities/instruments mentioned or an official confirmation. Microsec Capital Limited is not responsible for any error or inaccuracy or for any losses suffered on account of information contained in this report. This report does not purport to be offer for purchase and sale of share/ units. We and our affiliates, officers, directors, and employees, including persons involved in the preparation or issuance of this material may: (a) from time to time, have long or short positions in, and buy or sell the securities thereof, of company (ies) mentioned herein or (b) be engaged in any other transaction involving such securities and earn brokerage or other compensation discussed herein or act as advisor or lender or borrower to such company (ies) or have other potential conflict of interest with respect to any recommendation and related information and opinions. The same persons may have acted upon the information contained here. No part of this material may be duplicated in any form and/or redistributed without Microsec Capital Limited' prior written consent.