

DERIVATIVE STRATEGY | DAILY



OUR REPORTS

Fundamental

Company Report
Sector Report
Theme Based Report

Daily & Weekly

Fundamental Market Update
Technical Market Update
Derivative Market Update

Fortnightly

Banking Sector Report
Currency Report

Monthly

India Strategy Report
IIP Report
Auto Sector Update
Cement Sector Update
Metal Sector Update
Telecom Sector Update
Insurance and Mutual Fund Report
Inflation Report
Exports-Imports Report

Quarterly

India and Global Strategy Report
India Economy Report

Others

Event Based Report
RBI Monetary Review Report
Annual Budget Review Report

29th September, 2010

Vinit Pagaria, ACA, FRM

E-mail: vpagaria@microsec.in

ANALYSIS OF FUTURES & OPTIONS MARKET

Nifty (6029.50)

SEPTEMBER FUTURE

Price: 6049.90 (-0.06%)

Premium: 20.40

Open Int: 21263150 (-16%)

OCTOBER FUTURE

Price: 6063.90 (-0.11%)

Premium: 34.40

Open Int: 18118200 (+35%)

NIFTY DAILY CHART



Trading Calls

◆ Long BGR Energy Future

Buy Oct Future @ Rs 780/- Target: Rs 834/- SL: Rs 748/- Lot Size: 500

◆ Long Punj Lloyd Put option

Buy Oct 130 Put option @ Rs 5/- Target: Rs 10/- Lot Size: 2000

HIGHLIGHTS

- ⇒ Nifty opened flat but rose during the day to make a low of 5990 before recovering towards the end to close lower by just 0.10%
- ⇒ Nifty Call options of strike 6100 had a build up of 11465 while Put options of the same strike had a build up of 27572 lots
- ⇒ Nifty Put Call ratio rose further to 1.98 with the total open interest in Call options at 1,435,540 lots and that in Put options at 2,845,854 lots
- ⇒ Opto Circuits, BEML, Biocon Ltd, Videocon Industries, Reliance Infrastructure, Jindal Steel & Power, Tata Steel, Opto Circuits, BGR Energy and Sun Pharma appear strong while Noida Toll Bridge, Mphasis BFL and Punj Lloyd appear weak
- ⇒ Volatility Index fell by 5.14% from 22.36 to 21.21

**NIFTY
PIVOT POINTS**

S2	S1	PIVOT	R1	R2
5965	5997	6024	6056	6082

OPTION STRATEGY

Scrip/Index: **PUNJ LLOYD**

Strategy: Long Put option

Current Price of Underlying: Rs 131.35 Lot Size: 2000

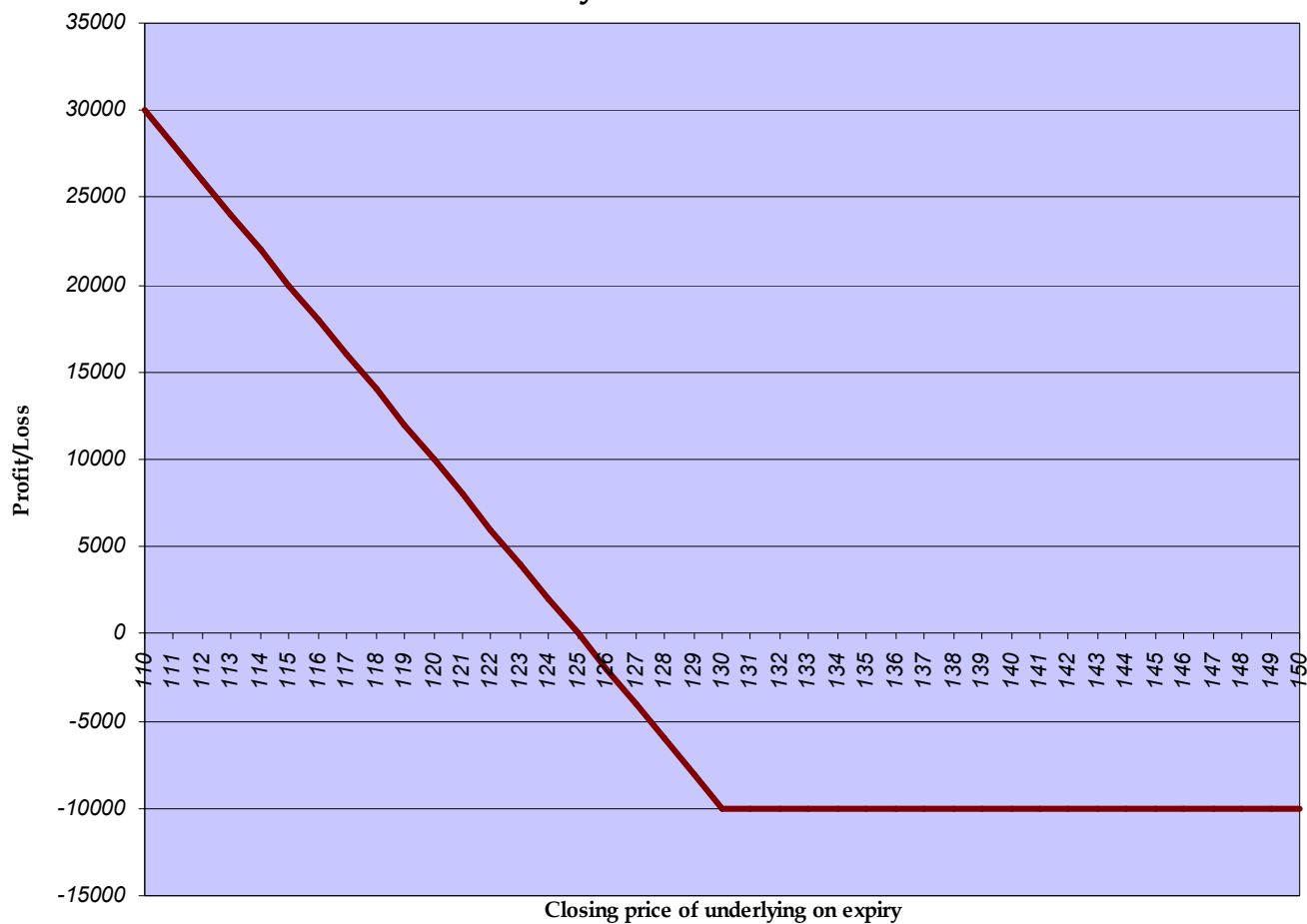
Buy Oct 130 Put option @ Rs 5/-

Profitable when closing price is below Rs 125/- on expiry

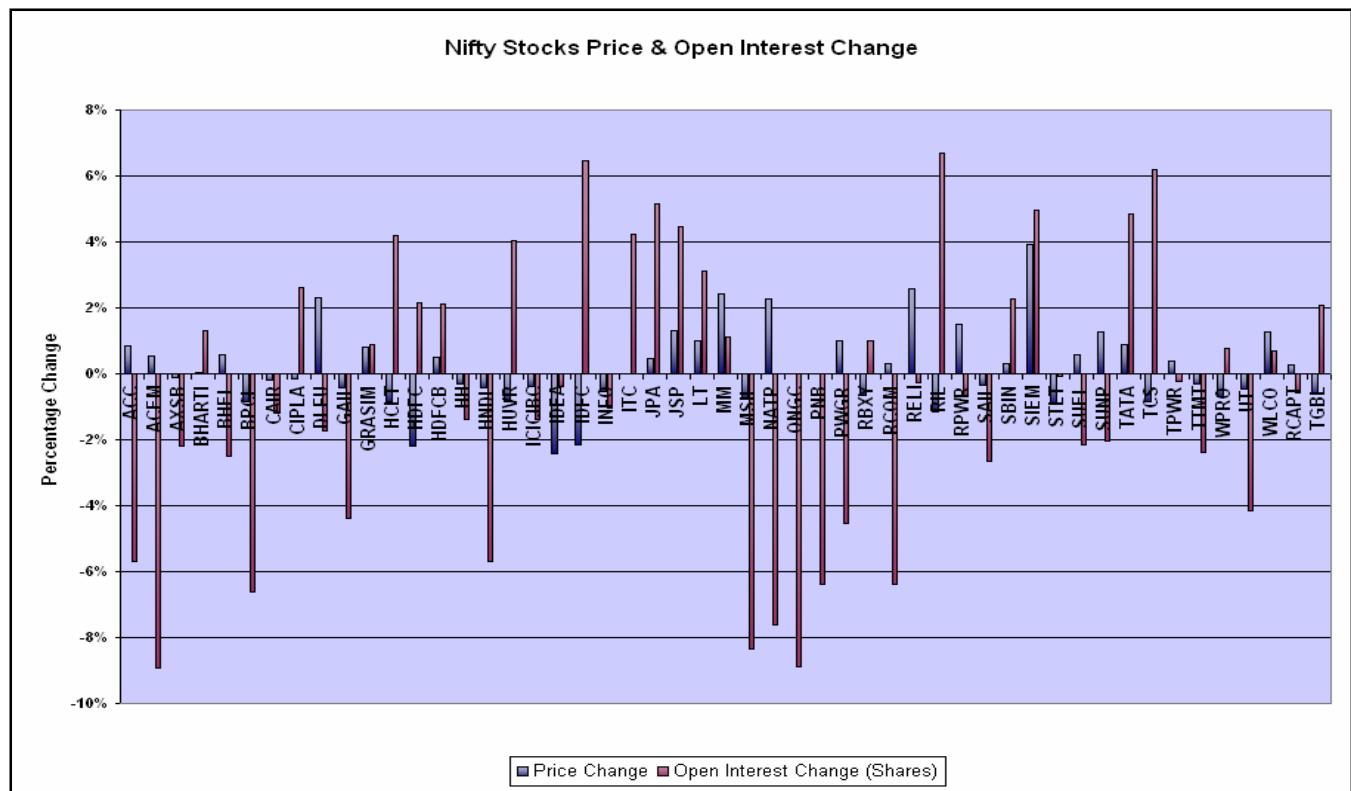
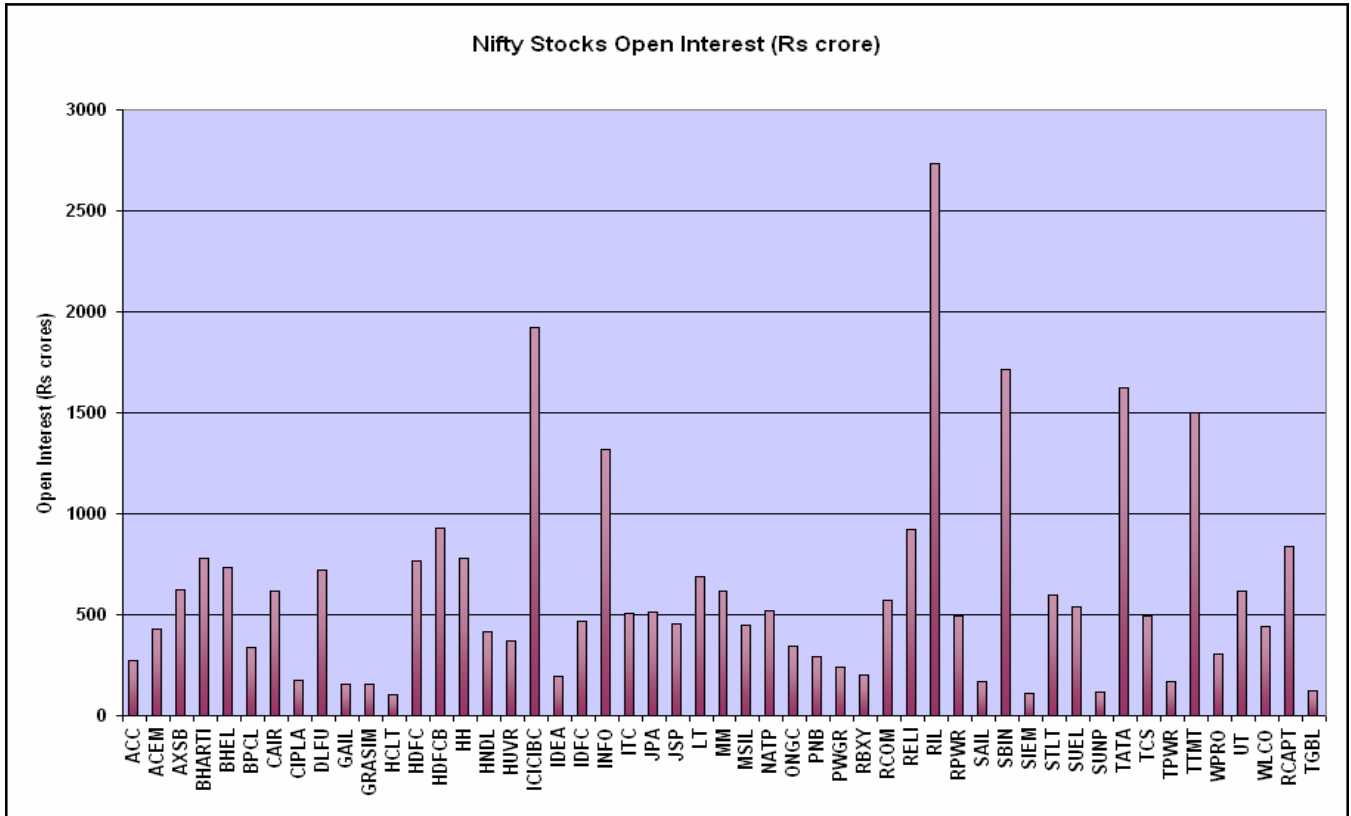
Maximum Potential Profit: Unlimited Maximum Possible Loss: Rs 10,000/-

Time to Expiry: 30 days

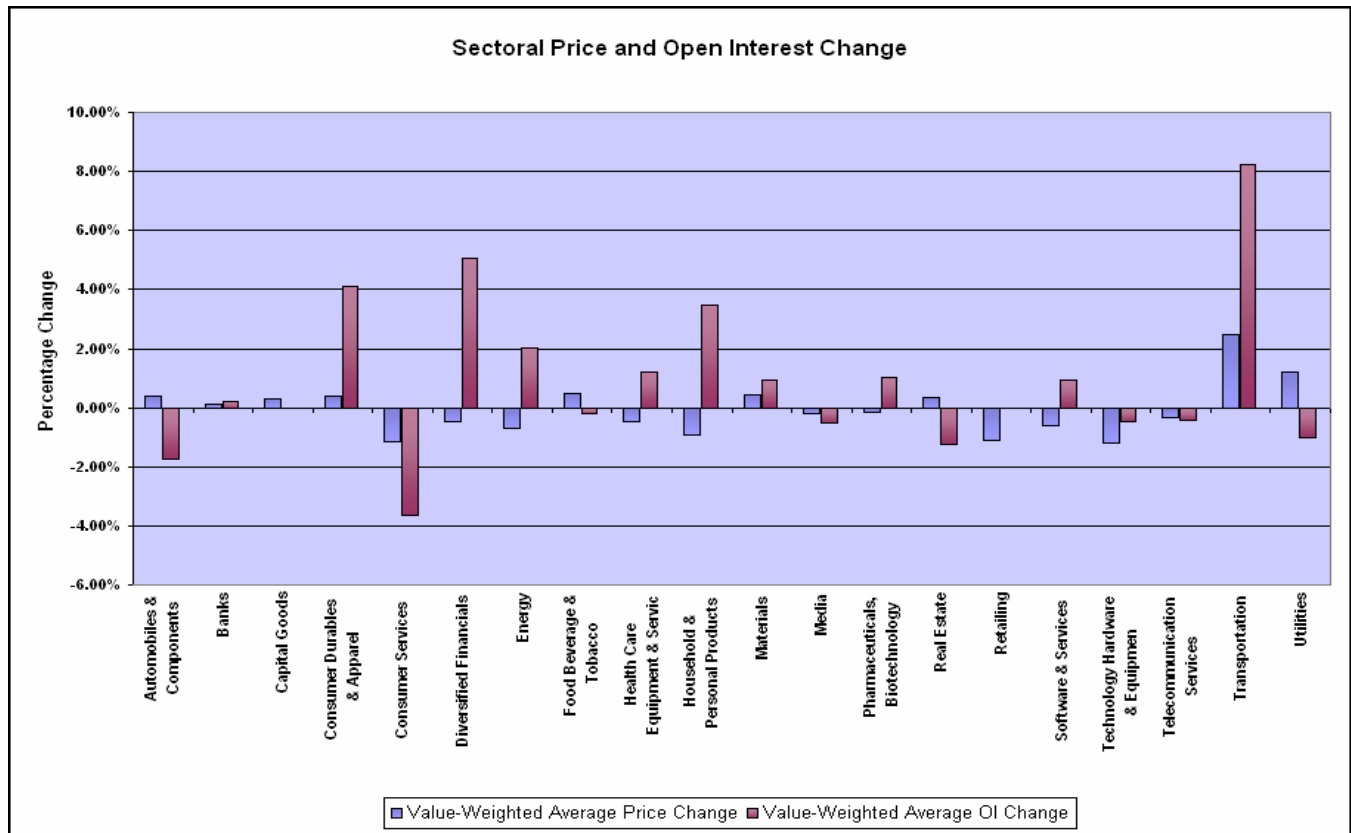
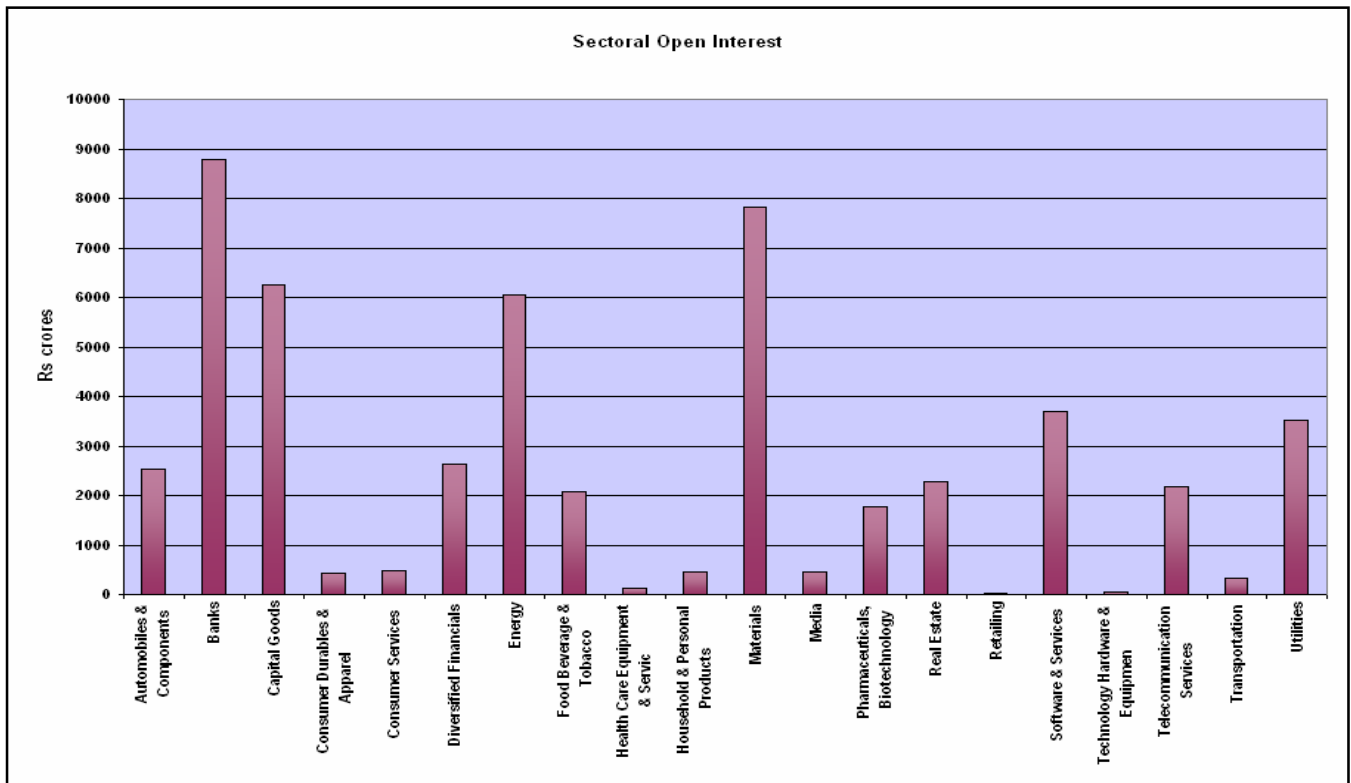
Pay-off Chart



STOCK FUTURES - NIFTY STOCKS



STOCK FUTURES - SECTORAL ANALYSIS



TOP PRICE GAINERS (STOCKS)

Scrip	Lot Size	Spot price	% Change
Mercator Lines	4000	57.95	4.51
Sintex Industries	1000	384.20	4.13
Siemens India	1000	384.20	4.13
Federal Bank	1000	405.10	3.91
Bank of India	1000	515.95	3.71

TOP PRICE LOSERS (STOCKS)

Scrip	Lot Size	Spot Price	% Change
Idea Cellular	4000	75.05	(2.41)
Dr Reddy's Lab	250	1459.35	(2.25)
HDFC	625	712.45	(2.20)
IDFC	2000	201.30	(2.16)
Noida Toll Bridge	8000	33.45	(2.05)

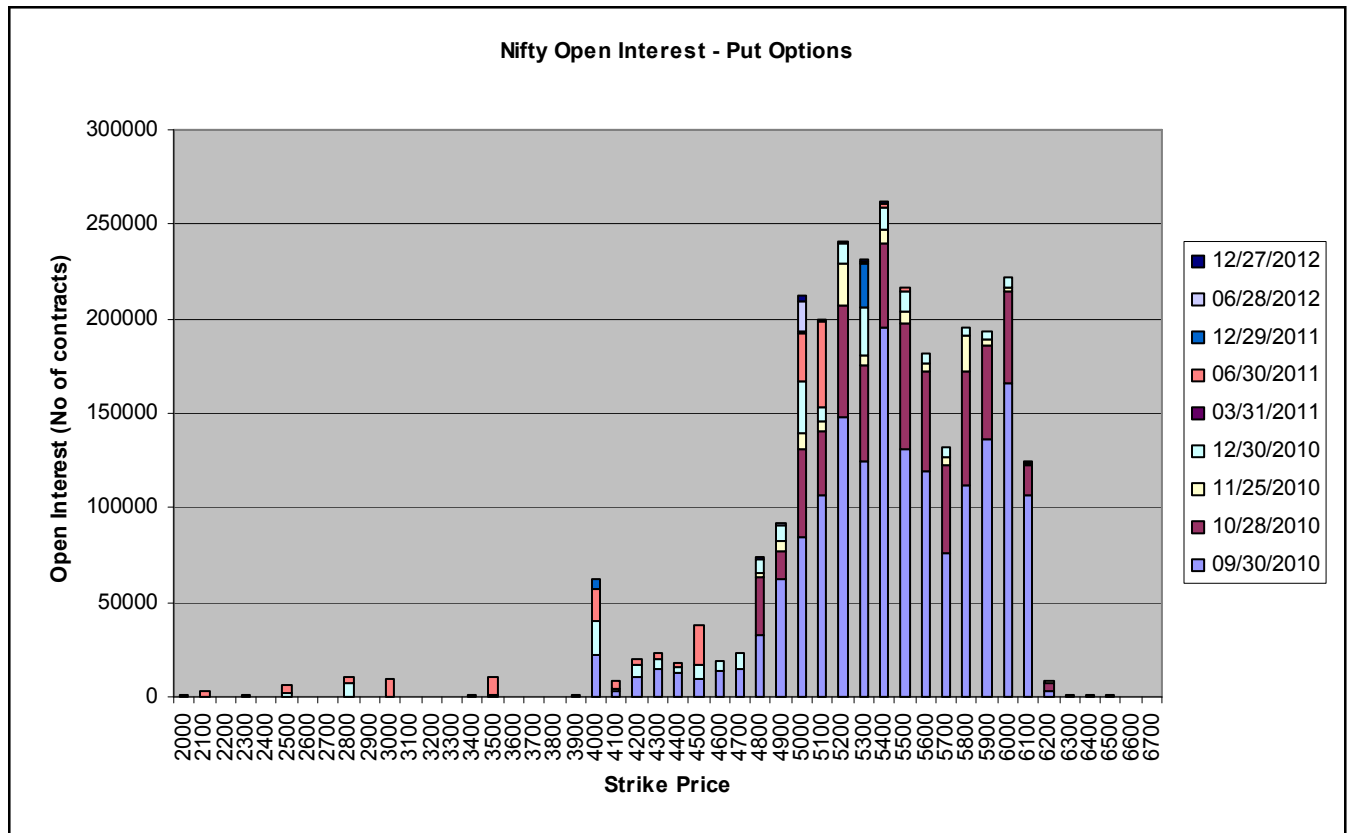
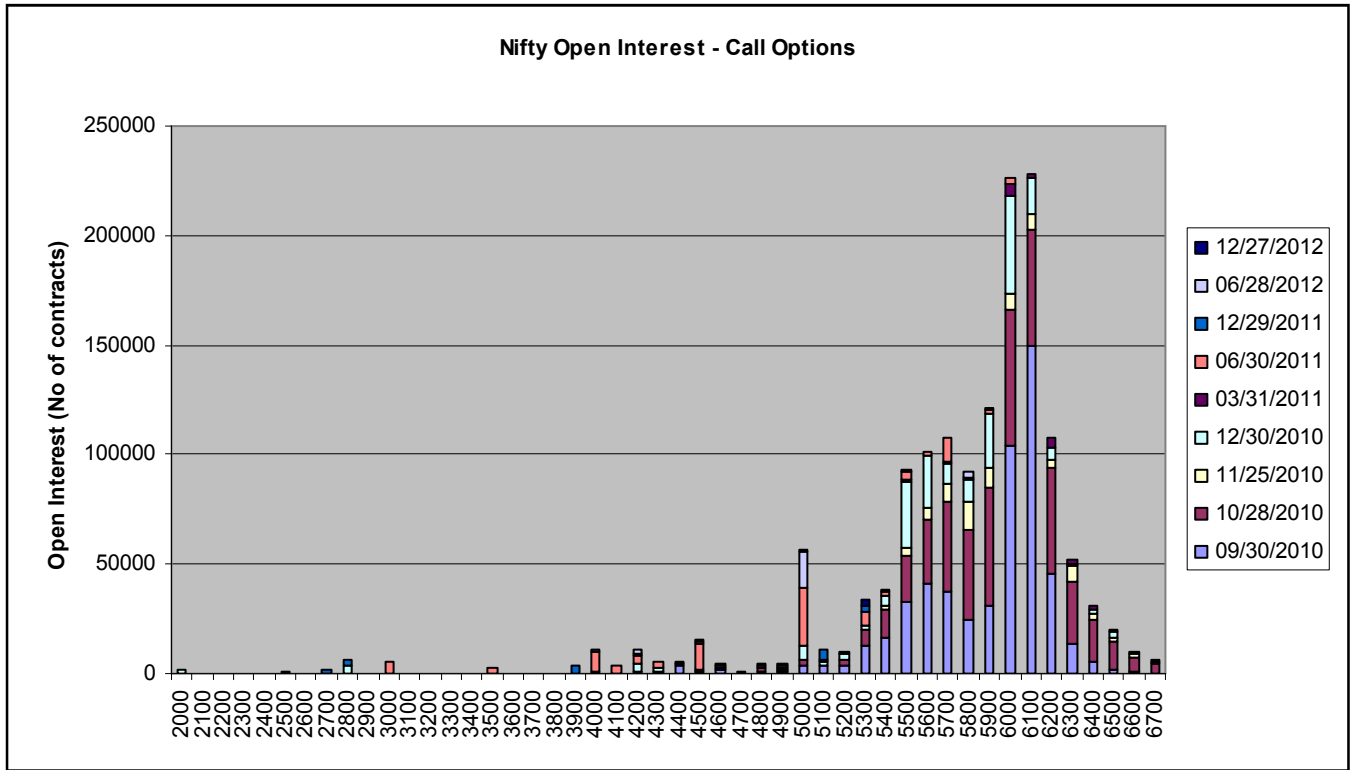
SIGNIFICANT OPEN INTEREST ADDITIONS (STOCKS)

Contract	Price	% Change	Volume Spot	% Change	Open Interest	Absolute Change	% Change
Bank of India	515.95	3.71	2365913	383.66	3578000	735000	25.85
Shipping Corp of India	165.10	1.29	557982	145.30	1972000	306000	18.37
Kingfisher Airlines	68.15	1.04	3693860	(12.90)	15520000	2360000	17.93
Voltas Ltd	245.20	3.22	3446008	125.07	2524000	374000	17.40
IFCI	62.20	(0.16)	15222914	(8.15)	107208000	15868000	17.37
Federal Bank	405.10	3.91	1031874	18.83	1796000	228000	14.54

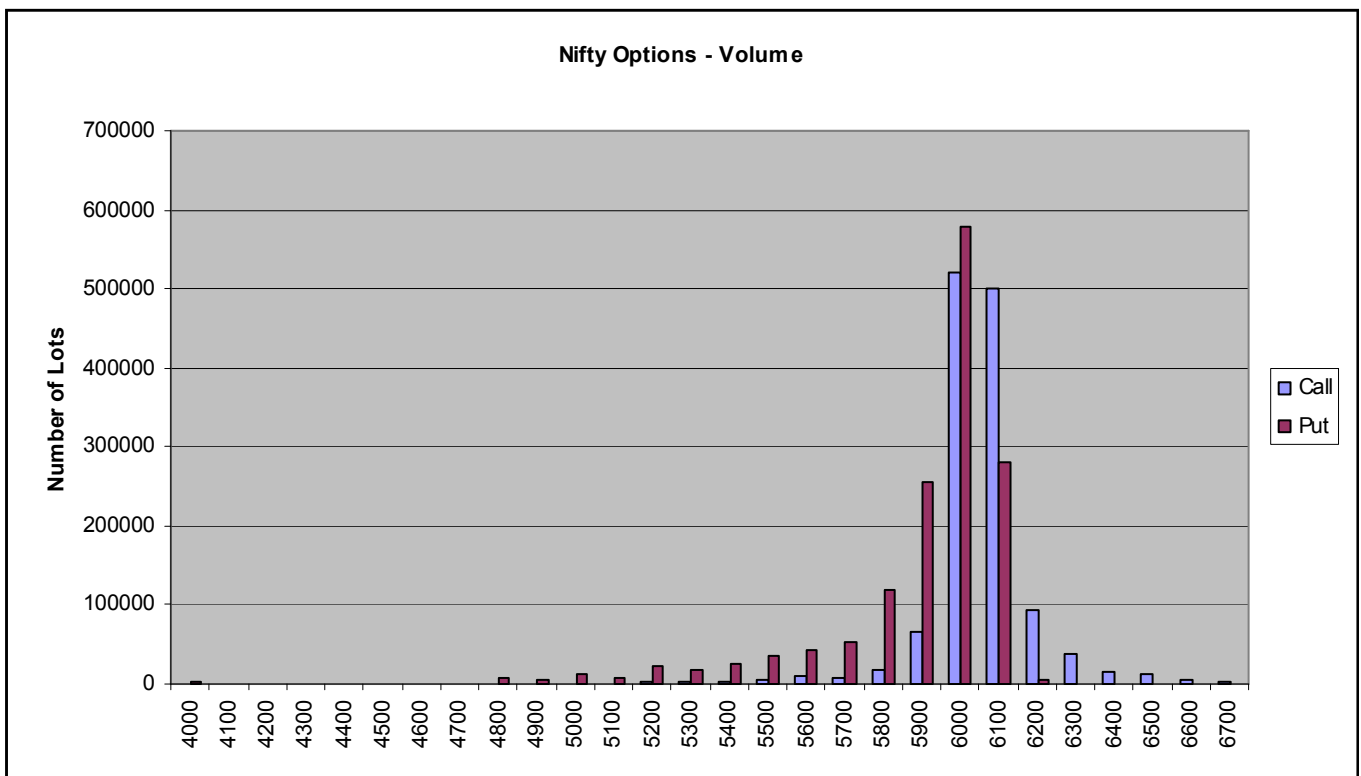
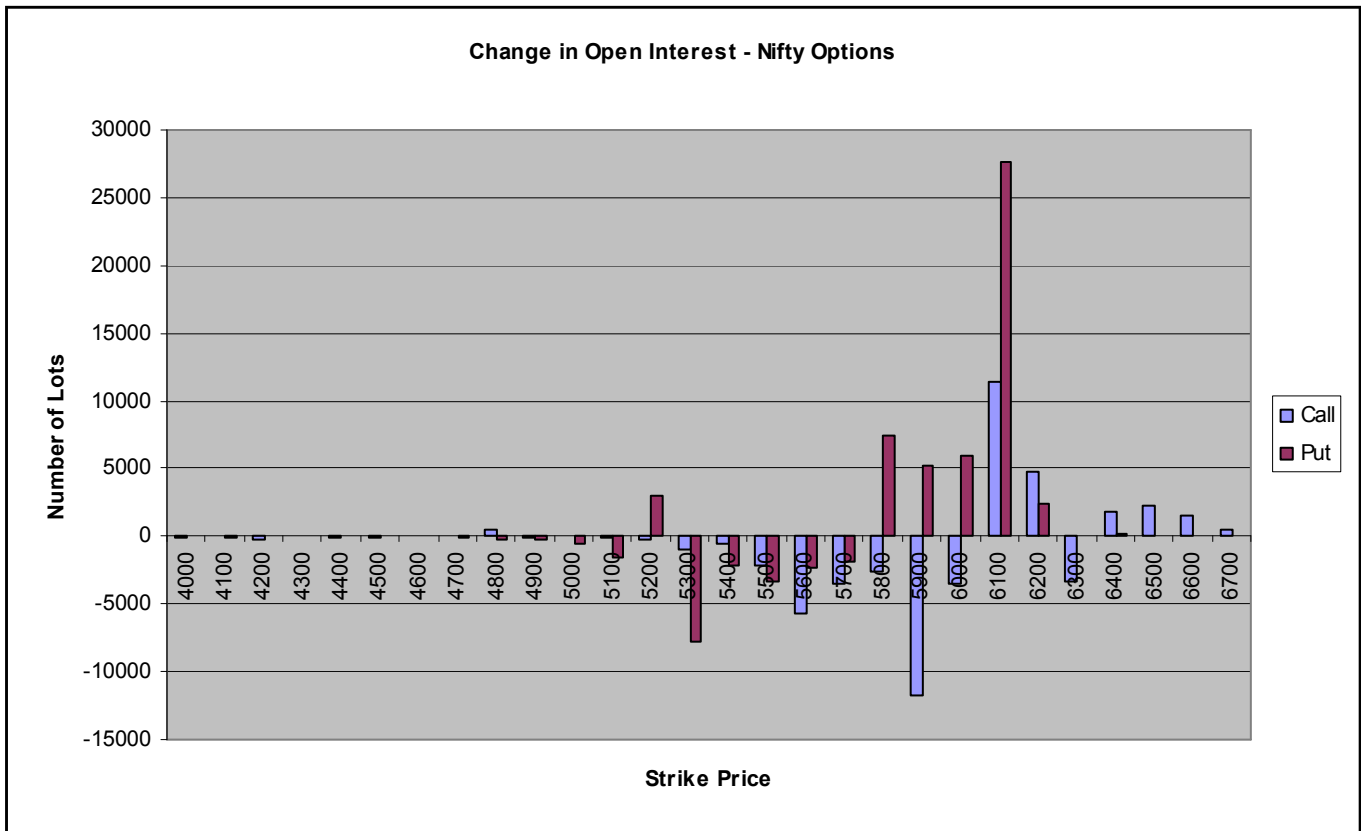
SIGNIFICANT OPEN INTEREST REDUCTIONS (STOCKS)

Contract	Price	% Change	Volume Spot	% Change	Open Interest	Absolute Change	% Change
Sintex Industries	384.20	4.13	1489743	38.24	1262000	(397000)	(23.93)
Noida Toll Bridge	33.45	(2.05)	1970214	44.23	8840000	(1472000)	(14.27)
Hindustan Zinc	1128.80	0.20	137736	(45.06)	440500	(60250)	(12.03)
Educomp Solution	615.20	(1.80)	671851	(31.59)	4251500	(464000)	(9.84)
Mundra Port	170.80	2.34	1476778	36.49	3812500	(380000)	(9.06)

OPTIONS OPEN INTEREST CONCENTRATION



OPTIONS ANALYSIS



MOST ACTIVE FUTURE CONTRACTS

Name	Expiry Date	Number of Contracts	Price	Open Interest	Value of Underlying
NIFTY FUTURE	30 SEP 10	461559	6055.20	27968450	6029.50
TATA STEEL FUTURE	30 SEP 10	36644	657.00	15789000	655.50
RELIANCE FUTURE	30 SEP 10	36533	1003.15	15534250	997.90
DLF FUTURE	30 SEP 10	23498	381.20	14084000	379.60
SBIN FUTURE	30 SEP 10	22002	3195.00	4028375	3188.85
LICHSGFIN FUTURE	30 SEP 10	22252	1447.00	1750250	1439.00

MOST ACTIVE NIFTY OPTION CONTRACTS

Contract	Price (Premium)	Volume (No. of Lots)	Open Interest	Delta	Gamma	Theta	Vega
SEP PE 6000	12.00	518299	8511750	(0.2550)	0.0041	5.1149	1.6223
SEP CE 6000	67.45	482581	5867850	0.7115	0.0037	7.5938	1.7163
SEP CE 6100	12.00	442127	7489500	0.2611	0.0043	5.5188	1.6422
SEP PE 6100	48.40	262666	4906300	—	—	—	—
SEP PE 5900	3.45	211919	7132600	(0.0709)	0.0013	2.3673	0.7104
SEP PE 5800	1.40	76696	5662700	(0.0279)	0.0005	1.2126	0.3411

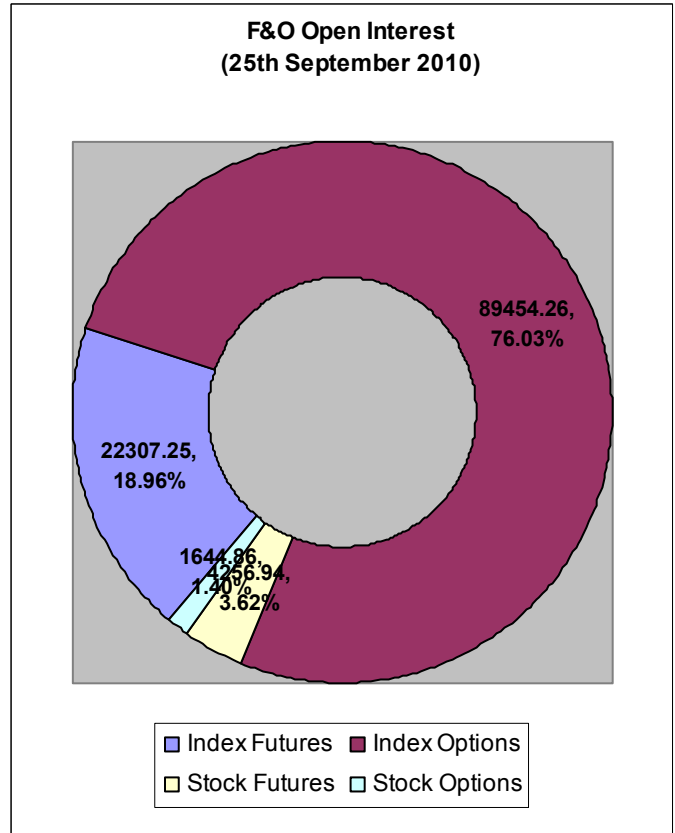
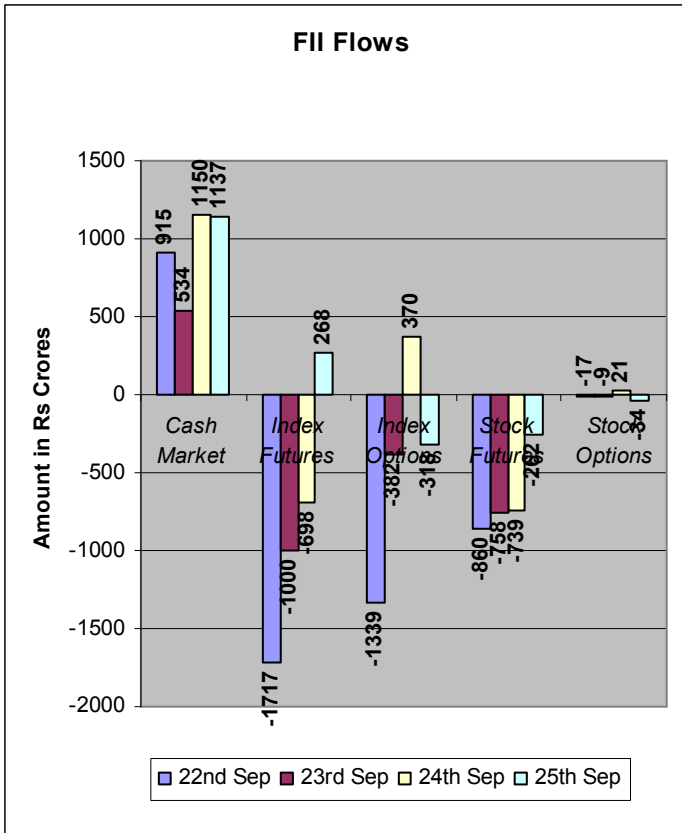
MOST ACTIVE STOCK CALLS (VALUE)

Name & Month	Strike	No. of contracts	Price
Unitech Sep	90	7581	0.45
SBIN Sep	3200	4093	24.00
Tata Motors Sep	1100	2201	6.20
Tata Steel Sep	640	3595	18.35
Tata Steel Sep	660	3394	5.30

MOST ACTIVE STOCK PUTS (VALUE)

Name & Month	Strike	No. of contracts	Price
Tata Steel Sep	640	2813	1.75
SBIN Sep	3150	1519	9.95
Unitech Sep	85	1736	0.40
SBIN Sep	3100	1364	2.70
Reliance Sep	1000	1969	5.70

FII ACTIVITY



* Source: www.nseindia.com (FII trades done on Exchanges)

FOR PRIVATE CIRCULATION ONLY

Disclaimer

The trading ideas discussed or recommended in this report may not be suitable for all investors. Investors should use this research as one input into formulating an investment opinion. Additional inputs should include, but are not limited to, the review of other. This is not an offer (or solicitation of an offer) to buy/sell the securities/instruments mentioned or an official confirmation. Microsec Capital Limited is not responsible for any error or inaccuracy or for any losses suffered on account of information contained in this report. This report does not purport to be offer for purchase and sale of share/ units. We and our affiliates, officers, directors, and employees, including persons involved in the preparation or issuance of this material may: (a) from time to time, have long or short positions in, and buy or sell the securities thereof, of company (ies) mentioned herein or (b) be engaged in any other transaction involving such securities and earn brokerage or other compensation discussed herein or act as advisor or lender or borrower to such company (ies) or have other potential conflict of interest with respect to any recommendation and related information and opinions. The same persons may have acted upon the information contained here. No part of this material may be duplicated in any form and/or redistributed without Microsec Capital Limited' prior written consent.