



Punter's Call

Nifty touches 4000

The Nifty opened on a firm note and surpassed the short-term target of 3985. During the day the index tested the 4000 mark. In the short term the upmove is likely to continue and on crossing 4000 the Nifty could test its short-term target around 4020. Expect intra-day volatility in the market. There are supports at 3975 and at the 10-DMA at 3940. As long as the index closes above the 10-DMA, the bias is up.

Wipro could test Rs615 and it has a support at Rs595. Tata Steel appears weak and could test Rs440. The stock faces a resistance at Rs478. ONGC is trading in the Rs840-875 range and on a break above Rs875 the next resistance is at Rs895.

Market Breadth





	BSE	NSE
Advances	1,516	791
Declines	1,063	496
Unchanged	71	31




Short Term Trend

	Target	Trend	Reversal	Support/Resistance
Short term (Nifty)	4020		Down below 3940	3975 / 4020



Icon guide

 Up	 Down	 Downswing matures	 Upswing matures
--	--	---	---

Medium Term Trend

	Target	Trend	Reversal	Support/Resistance
Medium term (Nifty)	4040		Down below 3737	3870 / 4000

Icon guide

 Up	 Down	 Downswing matures	 Upswing matures
--	--	---	---

SENSe the indEX

Date	Recommendation	Stop Loss/ Reversal (Intra-day)	Stop Loss/ Reversal (Closing)	Buy Price	Closing Price	Potential % P/L at CMP	Targets
28-11-06	SENSEX spot	13619	-	13587	13845	2%	13787-13987
28-11-06	NIFTY spot	3924	-	3915	3998	2%	3970-4035

Smart Charts > Open Long Calls

Date	Recommendation	Stop Loss/ Reversal (Intra-day)	Stop Loss/ Reversal (Closing)	Buy Price	Closing Price	Potential % P/L at CMP	Targets
29-11-06	ICICI Bank	-	824.4	870.0	876.7	1%	989
28-11-06	Reliance Industries	-	1,194.7	1,259.0	1,261.0	0%	1,419
24-11-06	TVS Motors	-	92.7	101.0	98.9	-2%	128.7
21-11-06	Tata Motors	-	793.4	818.0	842.9	3%	868
21-11-06	TCS	-	1,094.8	1,141.0	1,186.8	4%	1,249
21-11-06	Repro India	-	94.8	103.5	107.0	3%	150
15-11-06	Gwalior Chemicals	-	84.0	91.5	86.4	-6%	105-110
15-11-06	Indian Hotels	-	144.4	156.0	157.4	1%	190-200
08-11-06	Welspun Gujarat	-	64.8	77.3	88.9	15%	105-115
06-11-06	Hindustan Oil Exploration	-	93.4	101.0	94.5	-6%	130-140
06-11-06	Andhra Bank	-	84.4	94.6	91.2	-4%	115-120
06-11-06	Alstom Projects	412.4	-	462.0	464.6	1%	580-600
09-10-06	TV Today	-	69.4	77.0	73.9	-4%	90-92
09-10-06	Fedders Lloyd	-	106.7	128.0	132.8	4%	165-170
09-10-06	Clutch Auto	-	114.4	127.5	133.6	5%	150-155
09-10-06	CEAT	-	115.4	133.0	126.2	-5%	170
18-09-06	Finolex Industries	-	84.4	99.4	91.6	-8%	129-135

Momentum Calls > Open Long Calls

For the short term—1 to 5 days

Stock	Product type	Action date	Stop loss	Closing Price	Target 1	Target 2
Jaiprakash Associates	Cash / Future	01-12-06	671.4	687.5	708	725
Bank of India	Cash / Future	01-12-06	198.7	208.4	211	217
McDowell	Cash / Future	30-11-06	778.4	806.0	828	850
Maruti	Cash / Future	29-11-06	929.4	952.1	947	967

NOTE: Kindly note that all stop losses in Momentum Calls are on an intra-day basis.

Advantage Options

Date	Name	Expiry	Reco Price	Strike Price	CMP (Rs)	Target (Rs)	Stop Loss (Rs)
30-11-06	Buy Tata Motor Dec Call	28-Dec	23	840	36.1	48	9
29-11-06	Buy ICICI Bank Dec Call	28-Dec	28	900	28.0	115	12
28-11-06	Buy Reliance Dec Call	28-Dec	30	1290	33.0	140	12

Trendy Levels

Sensex		Nifty	
Support	Resistance	Support	Resistance
13800	13880	3975	4000
13650	13925	3950	4020
13555	14000	3925	4040
20DSMA	40DEMA	20DSMA	40DEMA
13487	13142	3887	3793
BSE Sensex: 13845		Nifty: 3998	

Day Trader's HIT List

For December 04, 2006

Scrip Name	Support Levels		Close (Rs)	Resistance Levels		Action
	S1	S2		R2	R1	
NIFTY Futures	3950	3990	4003	4010	4035	Go long above R2. Go short below S2.
ACC	1115	1125	1132	1145	1160	Buy with a stop below S2.
Century	635	648	654	665	675	Buy with a stop below S2.
Hindalco	165	168	172	174	177	Go short with a stop above R2.
Infosys	2140	2185	2194	2220	2225	Buy with a stop below S2.
M & M	830	835	840	851	855	Buy with a stop below S2.
Maruti	930	945	952	965	975	Buy with a stop below S2.
MTNL	132	135	137	141	144	Buy with a stop below S2.
ONGC	850	861	865	870	885	Go long above R2. Go short below S2.
Reliance	1240	1255	1261	1275	1295	Buy with a stop below S2.
Reliance Capital	590	605	610	620	635	Buy with a stop below S2.
Satyam	450	462	467	470	480	Go long above R2. Go short below S2.
SBI	1345	1355	1360	1380	1385	Buy with a stop below S2.
TCS	1165	1180	1187	1220	1235	Buy with a stop below S2.
Tata Steel	450	458	468	474	480	Go short with a stop above R2.
Tata Motors	830	835	843	852	860	Buy with a stop below S2.
Ranbaxy	370	378	383	390	395	Buy with a stop below S2.
VSNL	425	435	441	450	455	Buy with a stop below S2.
Titan	760	772	775	785	795	Buy with a stop below S2.
Wipro	578	596	601	615	620	Buy with a stop below S2.
Rcom	425	435	442	451	455	Buy with a stop below S2.

*Note: Closing price of Nifty futures is last traded price of Nifty futures on NSE

For Private Circulation only

[Home](#)

Disclaimer

*This document has been prepared by Sharekhan Ltd. (SHAREKHAN). This Document is subject to changes without prior notice and is intended only for the person or entity to which it is addressed to and may contain confidential and/or privileged material and is not for any type of circulation. Any review, retransmission, or any other use is prohibited. Kindly note that this document does not constitute an offer or solicitation for the purchase or sale of any financial instrument or as an official confirmation of any transaction.

Though disseminated to all the customers simultaneously, not all customers may receive this report at the same time. SHAREKHAN will not treat recipients as customers by virtue of their receiving this report.

The information contained herein is from publicly available data or other sources believed to be reliable. While we would endeavour to update the information herein on reasonable basis, SHAREKHAN, its subsidiaries and associated companies, their directors and employees ("SHAREKHAN and affiliates") are under no obligation to update or keep the information current. Also, there may be regulatory, compliance, or other reasons that may prevent SHAREKHAN and affiliates from doing so. We do not represent that information contained herein is accurate or complete and it should not be relied upon as such. This document is prepared for assistance only and is not intended to be and must not alone be taken as the basis for an investment decision. The user assumes the entire risk of any use made of this information. Each recipient of this document should make such investigations as it deems necessary to arrive at an independent evaluation of an investment in the securities of companies referred to in this document (including the merits and risks involved), and should consult its own advisors to determine the merits and risks of such an investment. The investment discussed or views expressed may not be suitable for all investors. We do not undertake to advise you as to any change of our views. Affiliates of Sharekhan may have issued other reports that are inconsistent with and reach different conclusion from the information presented in this report.

This report is not directed or intended for distribution to, or use by, any person or entity who is a citizen or resident of or located in any locality, state, country or other jurisdiction, where such distribution, publication, availability or use would be contrary to law, regulation or which would subject SHAREKHAN and affiliates to any registration or licensing requirement within such jurisdiction. The securities described herein may or may not be eligible for sale in all jurisdictions or to certain category of investors. Persons in whose possession this document may come are required to inform themselves of and to observe such restriction.

SHAREKHAN & affiliates may have used the information set forth herein before publication and may have positions in, may from time to time purchase or sell or may be materially interested in any of the securities mentioned or related securities. SHAREKHAN may from time to time solicit from, or perform investment banking, or other services for, any company mentioned herein. Without limiting any of the foregoing, in no event shall SHAREKHAN, any of its affiliates or any third party involved in, or related to, computing or compiling the information have any liability for any damages of any kind. Any comments or statements made herein are those of the analyst and do not necessarily reflect those of SHAREKHAN.*