

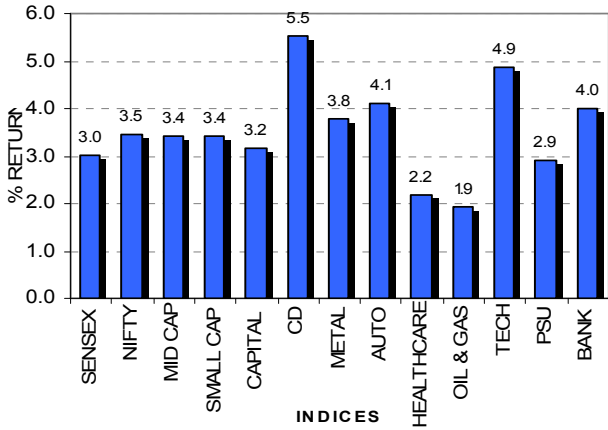
**MACRO ECONOMIC FACTORS**

- ❑ Inflation figures stood at 5.43% at the end of this week compared with 5.32% last week.
- ❑ The yield on the 10 year G - Sec is edging northwards to 7.53%.
- ❑ Crude oil price stood at US\$61.05 per barrel by the end of the week. Over the week crude oil prices continued to trade range bound between US\$61 and 65 per barrel.
- ❑ Rs per US\$ exchange rate closed at 44.26 by the end of the week. Exchange rate Rs/US\$ continued to trade range bound between Rs 44 - 45. Dollar was strong against the rupees.

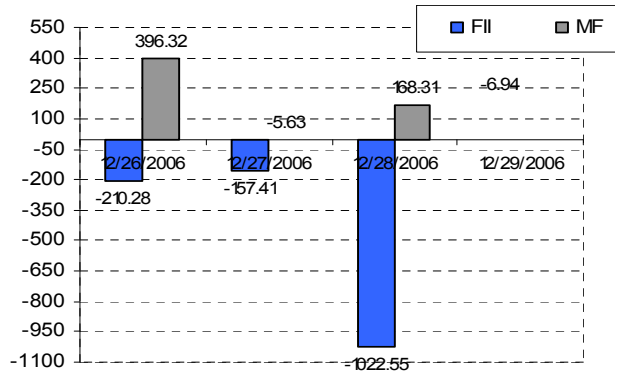
CAPITAL MARKET SENTIMENT INDICATORS

- ❑ Nifty and Sensex oscillated between 127 & 439 points respectively. Sensex managed to close at 13,786 levels at the end of this week compared with 13,471 levels last week.
- ❑ On the Sectorial space, Consumer Durable was the major gainer and given a return of over 5.5%. Technology and Banking followed there after in the order of precedence over the returns.
- ❑ The put call ratio stood at 1.13. The puts amounted to about 53.25% of the open interest in the markets. Keeping in view the volatility experienced in market, put options could be used as hedging tools.
- ❑ Domestic Mutual Funds were net buyers in this month to the tune of nearly Rs 1,401 crores.
- ❑ IPO Listed this week:
 - I. Ess Dee Aluminum - Issue price to public is Rs. 225 per share, debuted on the exchange at Rs. 238.
 - II. XL Telecom- Issue price to public is Rs. 150 per share ,debuted on the exchange at Rs 136.
 - III. Nissan Copper- Issue price to public is Rs. 39 per share and the stock debuted at Rs.40 and tested intraday of Rs.135.

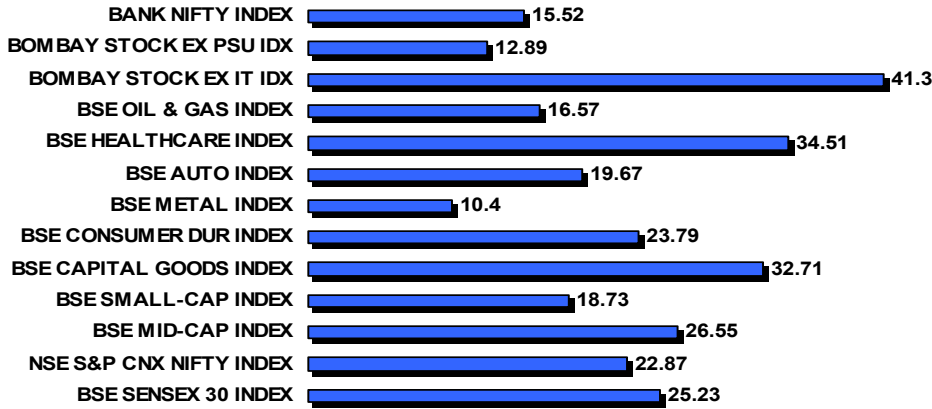
SECTORIAL INDICES PERFORMANCE(WEEKLY)



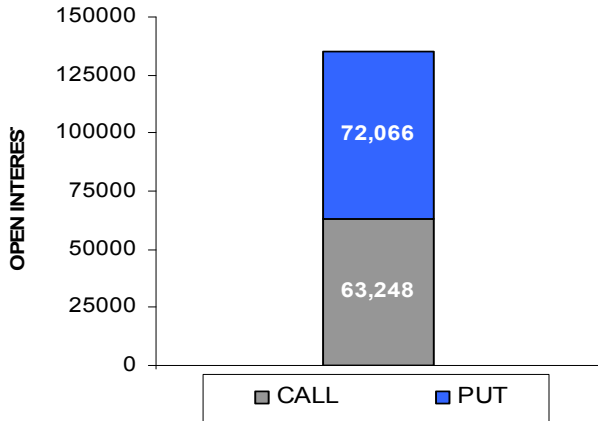
INSTITUTIONAL ACTIVITY(Rs in cr)



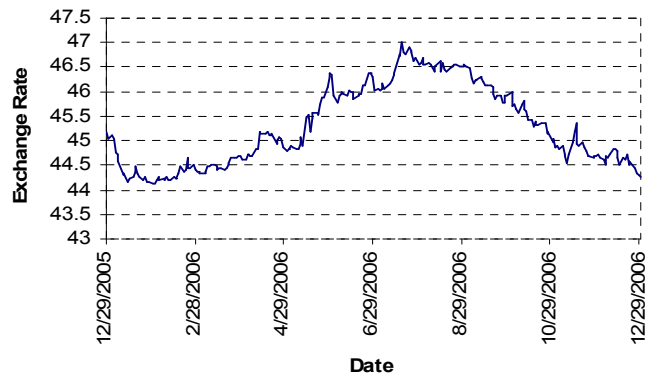
INDICES P/E



PUT CALL RATIO



Exchange Rate (Rs/USD)



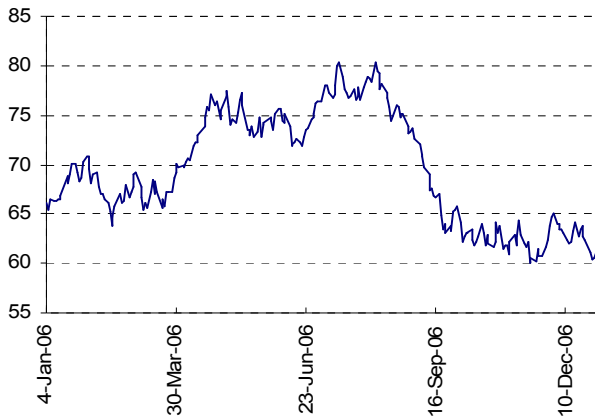
GOLD MOVEMENT (1 YEAR)



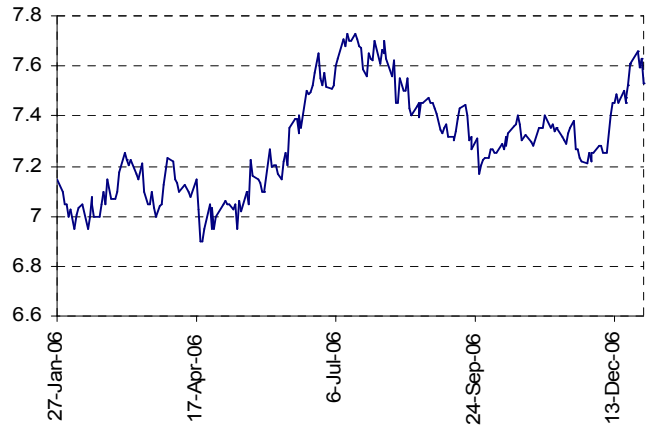
SILVER MOVEMENT (1 YEAR)



CRUDE OIL PRICE MOVEMENT (US\$/Barrel)



10-yr G-SEC YIELD



MARKET OUTLOOK

SENSEX

TREND : VOLATILE
 SUPPORT : 13450/13200
 RESISTANCE : 13940/14060



NIFTY

TREND : VOLATILE
SUPPORT : 3875/3800
RESISTANCE : 4015/4065



PANACEA BIOTEC LTD.

LTP : 393
 OUTLOOK : BULLISH
 STRATEGY : BUY
 STOP LOSS : 375
 TARGET : 425/440



NAGARJUNA CONSTRUCTION LTD.

LTP : 214
 OUTLOOK : BULLISH
 STRATEGY : BUY
 STOPLOSS : 205
 TARGET : 225/242



Disclaimer: The information contained in this report is based on the art of technical analysis. While utmost care has been taken to create this report, the author or the organization does not take any responsibility for the consequences of this report. Investors who invest on the basis of recommendations mentioned in this report do so at their own risk.