










We WISH a VERY HAPPY DIWALI & PROSPEROUS NEW YEAR To ALL OUR INVESTORS, FRIENDS AND ASSOCIATES.



NOVEMBER 04, 2010 **MUHURAT PICKS 2010-2011** For Private Circulation Only

Name of the Company	Sector	FV	CMP	Div Yield%	P/BV	BV	Mcap Rs. Bn	Min Target
BSe SENSEx	NA	NA	20681	NA	NA	NA	NA	NA
 ACC #	Cement	10	1083	2.1	3.4	320.1	203	1,300
 ARVIND #	Textile	10	60	NA	1.0	57.7	14	72
 ASHOK LEYLAND #	Auto	1	76	2.0	4.3	17.6	101	91
 CANARA BANK #	Banking	10	752	1.3	2.5	305.8	308	902
 CHAMBAL #	Fertilizer	10	93	2.1	2.8	33.4	39	112
 HIND DORR #	Engineering	2	133	0.6	4.7	28.2	10	160
 RANABXY #	Pharma	5	604	NA	6.4	94.2	254	725
 RENUKA #	Sugar	1	95	0.5	2.4	39.2	64	114
 SIEMENS #	Capital Goods	10	846	0.6	9.8	86.5	285	1015
 SYNDICATE BANK #	Banking	10	148	2.1	1.5	100.1	77	178
 TATA STEEL ##	Steel	2	618	1.3	1.5	416.5	558	742

AMEET DOSSHI : amit.doshi@sushilfinance.com

SOURCE : CAPITAL LINE

- SCRIPS PART OF SUSHIL'S BONANZA

- SCRIPS PART OF SUSHIL'S CLASSIC

*** - As markets are close to all time highs, We are moderating our base case return expectation to 20.0% from CMP.**

WE / OUR CLIENTS / OUR RELATIVES MAY HAVE PERSONAL TRADING / INVESTMENT INTEREST IN THE STOCKS MENTIONED HERE IN.

This report is prepared for the exclusive use of Sushil Group clients only and should not be reproduced, recirculated, published in any media, website or otherwise, in any form or manner, in part or as a whole, without the express consent in writing of Sushil Financial Services Private Limited. Any unauthorized use, disclosure or public dissemination of information contained herein is prohibited.

Warning: Technical Analysis is a tool used by an investor for the early indication of entry and exit point before the actual story unfolds. Though the effective use of the same may give multiple benefits for the traders, we recommend to use the tool with the objective of taking investment decision at an opportune time and reduce the cost as well as Holding period.

This data sheet is for private circulation only and the said document does not constitute an offer to buy or sell any securities mentioned herein. While utmost care has been taken in preparing the above, We claim no responsibility for its accuracy. We shall not be liable for any direct or indirect losses arising from the use thereof and the investors are requested to use the information contained herein at their own risk.

Additional information with respect to any securities referred to herein will be available upon request. Sushil Financial Services Private Limited and its connected companies, and their respective directors, Officers and employees (to be collectively known as SFSPL), may, from time to time, have a long or short position in the securities mentioned and may sell or buy such securities. SFSPL may act upon or make use of information contained herein prior to the publication thereof.

Sushil Financial Services Private Limited

Member: **BSEL**, SEBI Regn.No. INB/F010982338 | **NSEIL**, SEBI Regn.No. INB/F230607435

Tel.: 022-66980636 Fax: 022-66980606 E-mail: info@sushilfinance.com

