

# DERIVATIVE STRATEGY | DAILY



## OUR REPORTS

### Fundamental

Company Report  
Sector Report  
Theme Based Report

### Daily & Weekly

Fundamental Market Update  
Technical Market Update  
Derivative Market Update

### Fortnightly

Banking Sector Report  
Currency Report

### Monthly

India Strategy Report  
IIP Report  
Auto Sector Update  
Cement Sector Update  
Metal Sector Update  
Telecom Sector Update  
Insurance and Mutual Fund Report  
Inflation Report  
Exports-Imports Report

### Quarterly

India and Global Strategy Report  
India Economy Report

### Others

Event Based Report  
RBI Monetary Review Report  
Annual Budget Review Report

08<sup>th</sup> October, 2010

Vinit Pagaria, ACA, FRM

E-mail: [vpagaria@microsec.in](mailto:vpagaria@microsec.in)

**ANALYSIS OF FUTURES & OPTIONS MARKET**

**Nifty (6120.30)**

**OCTOBER FUTURE**

Price: 6146.85 (-1.08%)

Premium: 26.55

Open Int: 26454500 (-2%)

**NOVEMBER FUTURE**

Price: 6163.20 (-1.08%)

Premium: 42.90

Open Int: 1804850 (+8%)

**NIFTY DAILY CHART**



**Trading Calls**

**◆ Long Bharti Airtel Future**

Buy Oct Future @ Rs 352/- Target: Rs 380/-  
SL: Rs 334/- Lot Size: 1000

**◆ DLF Put Bear spread**

Buy Oct 380 Put option @ Rs 14/- and Sell Oct 360 Put option @ Rs 8/-  
Lot Size: 1000

**HIGHLIGHTS**

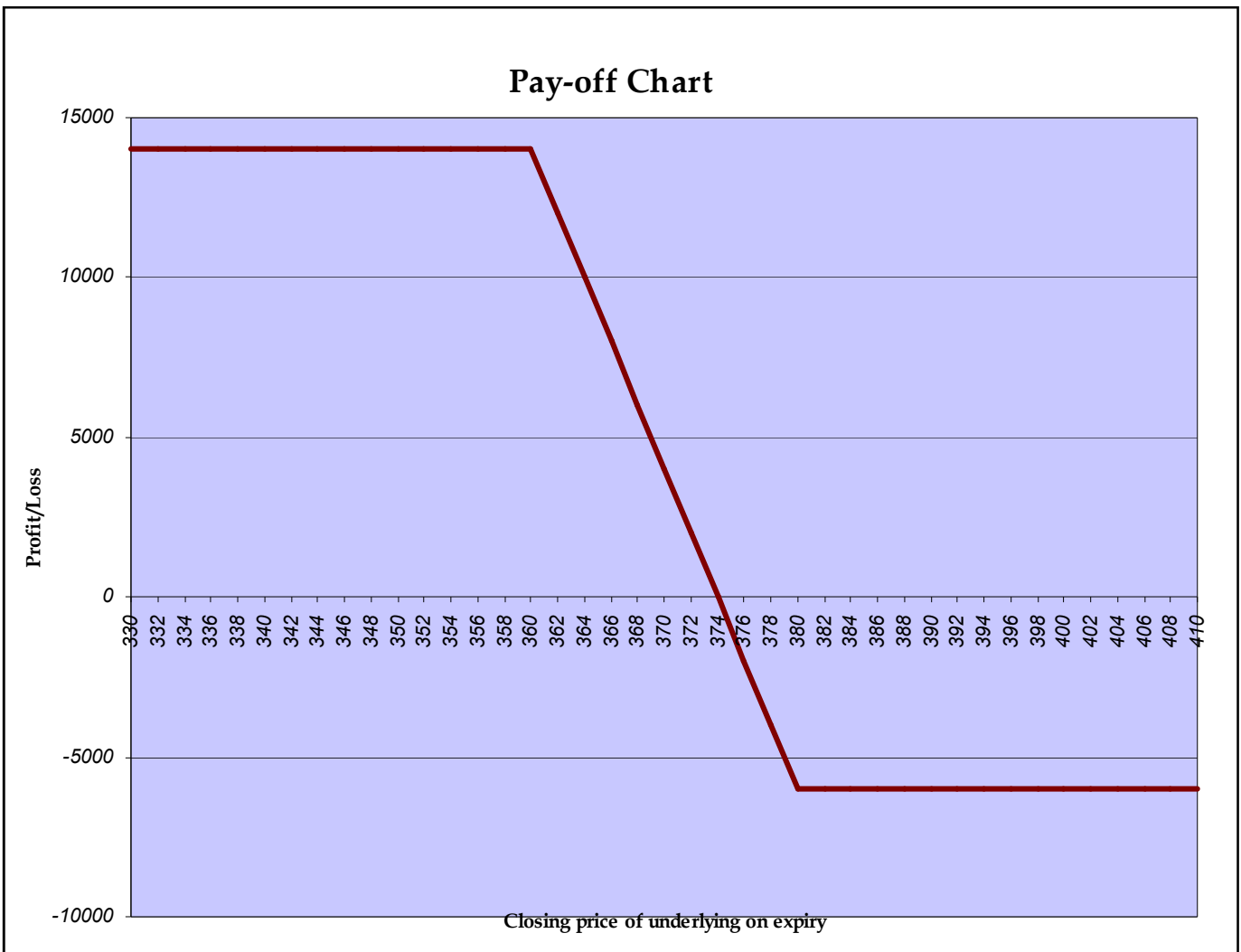
- ⇒ Nifty opened on a flat note and moved between 6170 and 6200 till 2pm yesterday. It fell sharply thereafter and closed lower by 1.07%
- ⇒ Nifty Call options of strike 6500 had a build up of 22725 lots while Put options of strike 6200 had a build up of 11219 lots
- ⇒ Nifty Put Call ratio stands at 1.26 with the total open interest in Call options at 1,277,588 lots and that in Put options at 1,612,407 lots
- ⇒ Adani Power, Biocon Ltd, IFCI, Bharti Airtel, Mcleod Russel, Idea Cellular and Areva T&D appear strong while Tata Steel, Bhushan Steel, DLF, Shree Renuka Sugars, Financial Technologies, Siemens India, Uco Bank and Sun Pharma appear weak
- ⇒ Volatility Index rose by 3.31% from 21.73 to 22.45

**NIFTY  
PIVOT POINTS**

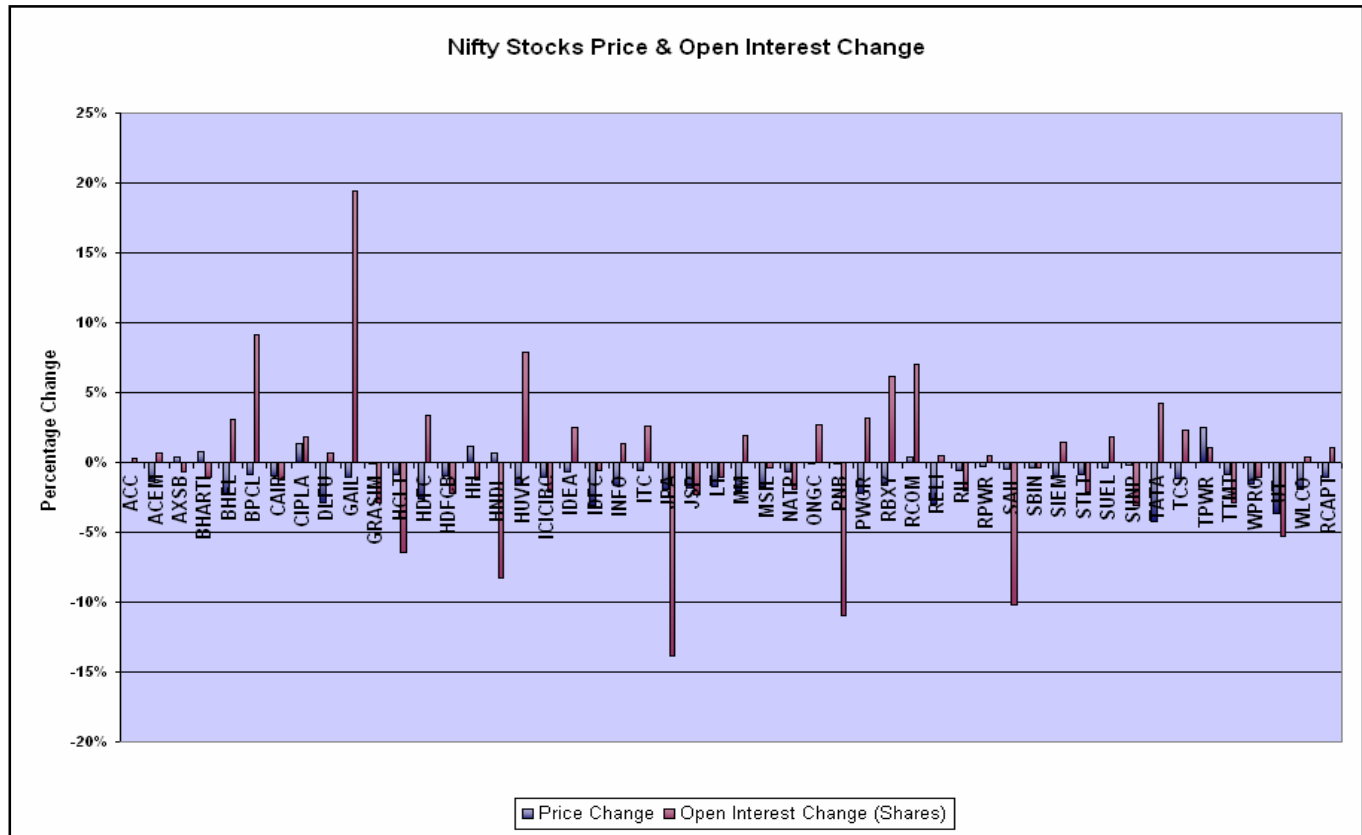
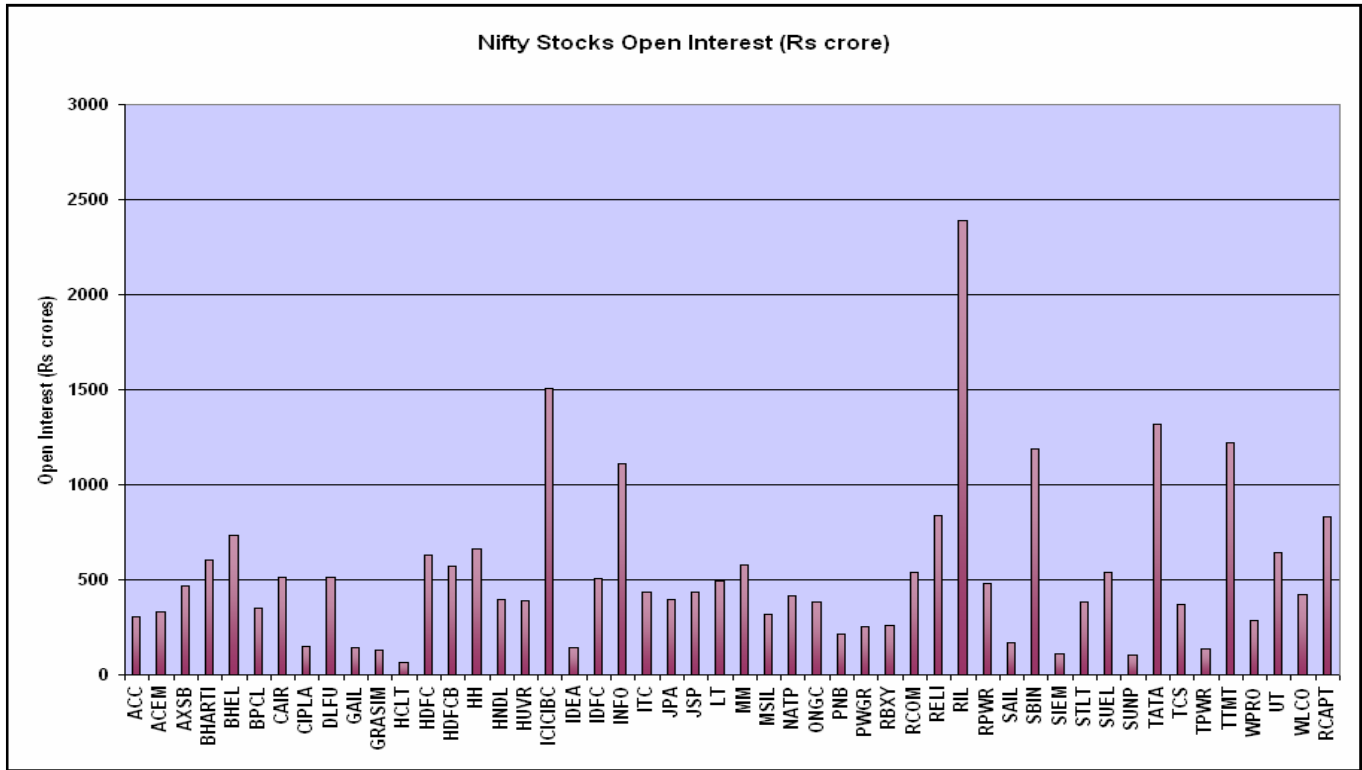
S2	S1	PIVOT	R1	R2
6050	6085	6142	6177	6234

**OPTION STRATEGY**

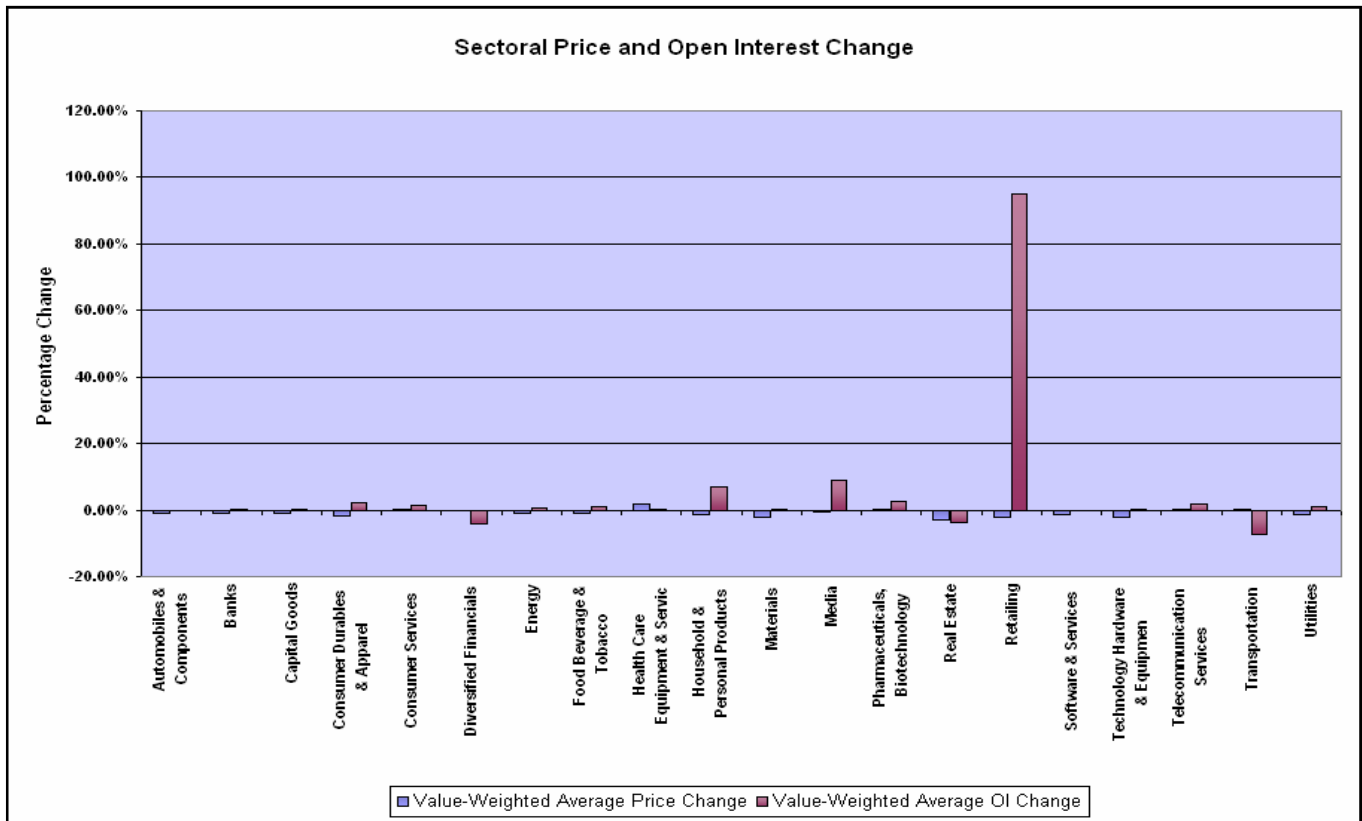
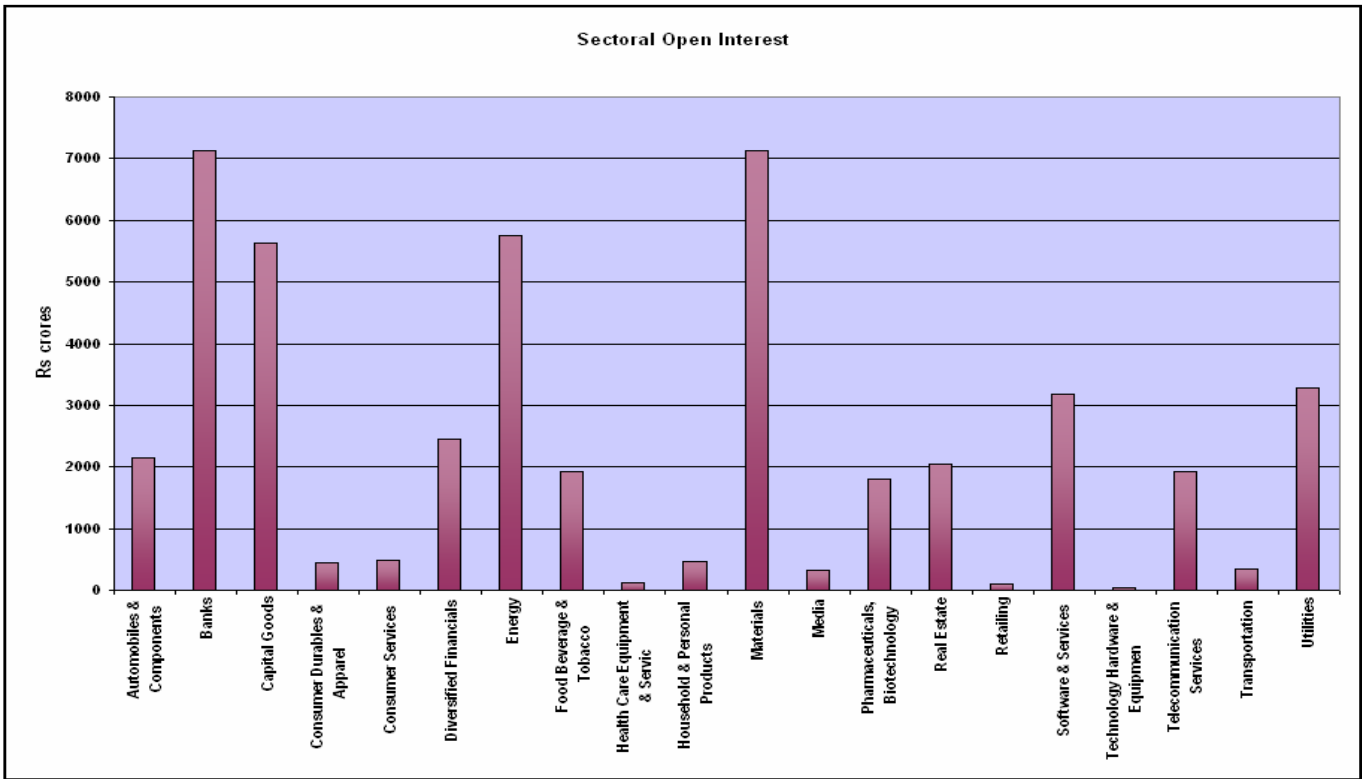
**Scrip/Index: DLF**  
**Strategy: Long Put option**  
**Current Price of Underlying: Rs 381.35 Lot Size: 1000**  
**Buy Oct 380 Put option @ Rs 14/- and Sell Oct 360 Put option @ Rs 8/-**  
**Profitable when closing price is below Rs 374/- on expiry**  
**Maximum Potential Profit: Rs 14,000/- Maximum Possible Loss: Rs 6,000/-**  
**Time to Expiry: 21 days**



STOCK FUTURES - NIFTY STOCKS



STOCK FUTURES - SECTORAL ANALYSIS



**TOP PRICE GAINERS (STOCKS)**

Scrip	Lot Size	Spot price	% Change
Biocon Ltd	1000	401.65	5.77
Kingfisher Airlines	4000	80.05	5.40
Adani Enterprises	500	690.15	4.40
Tata Global	2500	133.40	3.17
Tata Comm	1000	331.60	2.95

**TOP PRICE LOSERS (STOCKS)**

Scrip	Lot Size	Spot Price	% Change
Indiabulls Real Est	2000	190.40	(4.32)
Tata Steel	500	649.70	(4.21)
Ispat Industries	11000	22.85	(4.19)
Tulip Telecom	1250	183.45	(4.08)
Unitech	4000	93.95	(3.69)

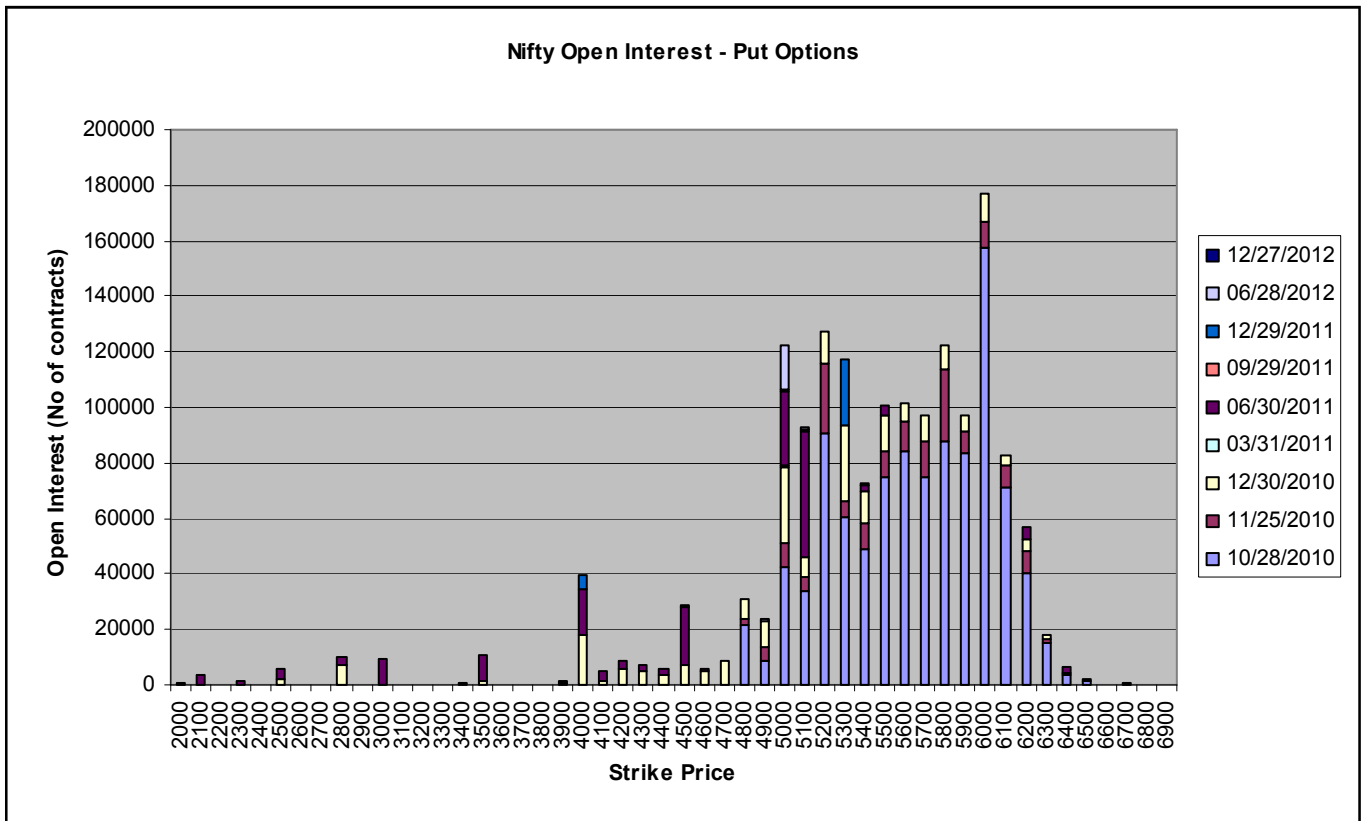
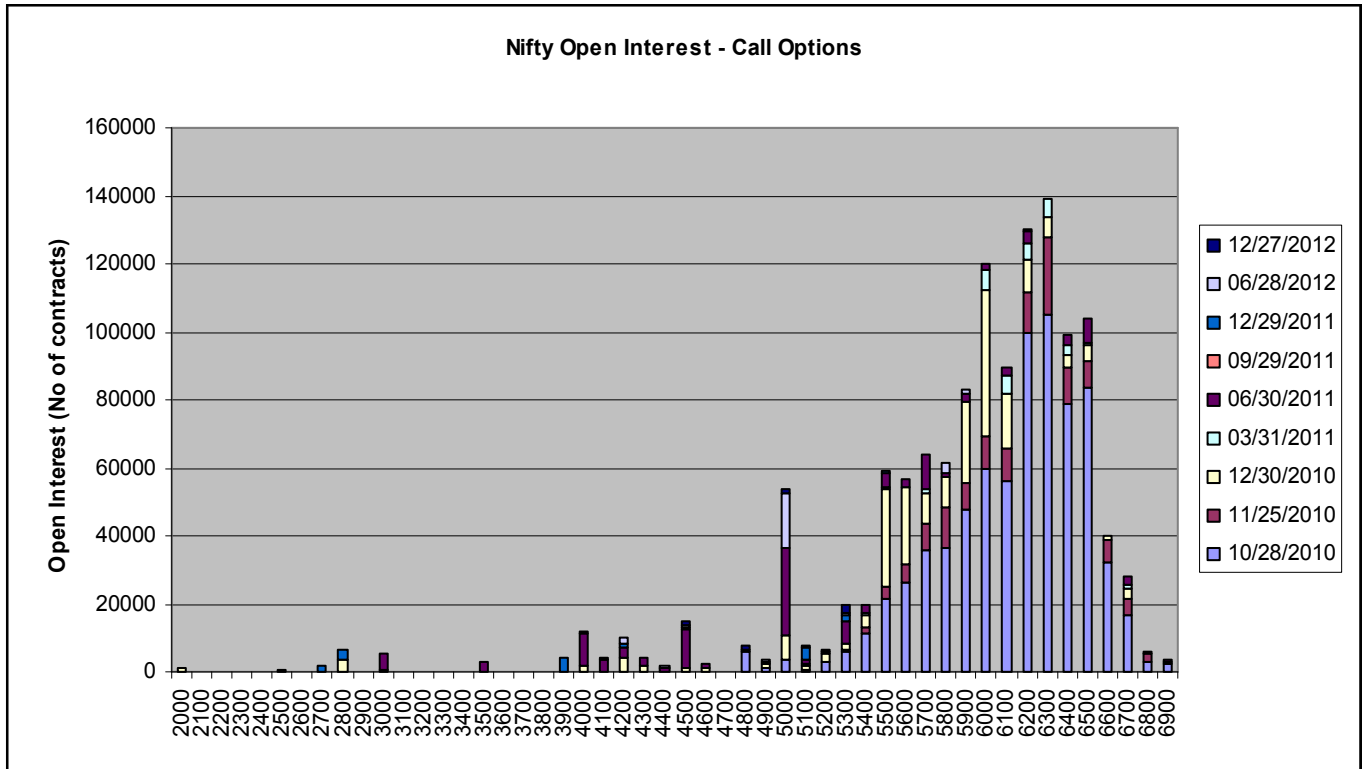
**SIGNIFICANT OPEN INTEREST ADDITIONS (STOCKS)**

Contract	Price	% Change	Volume Spot	% Change	Open Interest	Absolute Change	% Change
Pantaloon Retail	506.70	(2.10)	313196	(27.00)	1954500	953000	95.16
Voltas Ltd	241.15	(0.97)	3602970	647.60	2202000	828000	60.26
Deccan Chronicle	136.00	1.15	273261	664.167	4568000	898000	24.47
Power Finance Corp	361.90	(2.03)	671522	7.48	1403000	263000	23.07
NMDC Ltd	288.30	0.02	2426055	50.10	2183000	393000	21.96
UCO Bank	123.95	(3.01)	6648584	29.04	16940000	2764000	19.50

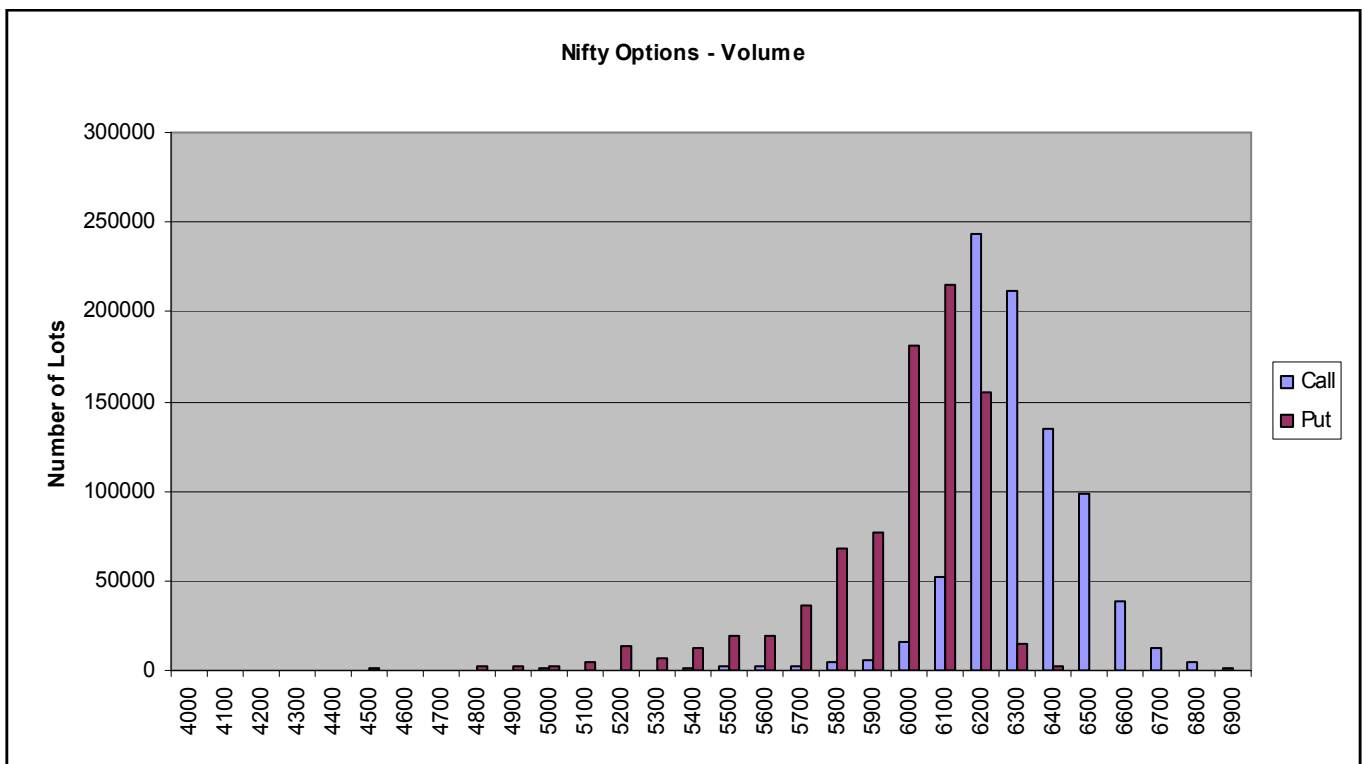
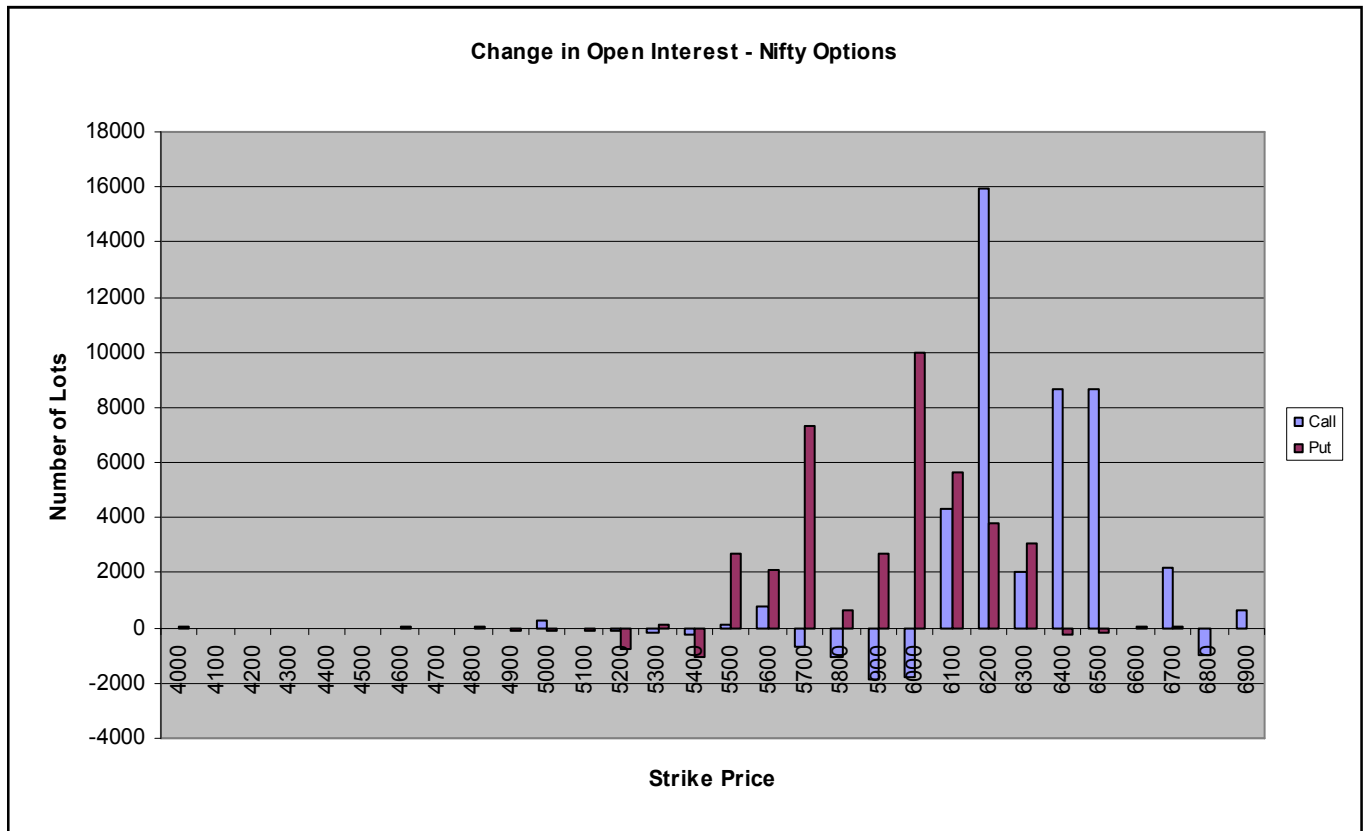
**SIGNIFICANT OPEN INTEREST REDUCTIONS (STOCKS)**

Contract	Price	% Change	Volume Spot	% Change	Open Interest	Absolute Change	% Change
Kingfisher Airlines	80.05	5.40	44776808	695.65	12444000	(3664000)	(22.75)
IFCI Ltd	69.50	2.21	75299555	302.71	85748000	(16452000)	(16.10)
Mphasis Ltd	652.60	2.22	746702	543.20	1923000	(331000)	(14.69)
Jaiprakash Associates	135.15	(1.96)	15678291	(44.59)	29336000	(4706000)	(13.82)
Punjab National Bank	1314.75	(0.13)	335202	(30.09)	1651750	(203500)	(10.97)

**OPTIONS OPEN INTEREST CONCENTRATION**



OPTIONS ANALYSIS





**MOST ACTIVE FUTURE CONTRACTS**

Name	Expiry Date	Number of Contracts	Price	Open Interest	Value of Underlying
NIFTY FUTURE	28 OCT 10	430502	6144.15	28884250	6120.30
RELIANCE FUTURE	28 OCT 10	51753	1044.00	23310250	1038.20
TATASTEEL FUTURE	28 OCT 10	31783	654.50	20310500	649.00
RELCAPITAL FUTURE	28 OCT 10	19963	857.10	9400500	852.90
UNITECH FUTURE	28 OCT 10	21418	94.20	69160000	93.75
TATAMOTORS FUTURE	28 OCT 10	12308	1129.90	10939500	1133.00

**MOST ACTIVE NIFTY OPTION CONTRACTS**

Contract	Price (Premium)	Volume (No. of Lots)	Open Interest	Delta	Gamma	Theta	Vega
OCT CE 6200	84.50	234455	5001200	0.4266	0.0014	2.8492	5.8240
OCT PE 6100	97.50	208282	3592700	(0.4330)	0.0013	2.4202	5.8374
OCT CE 6300	46.45	201631	5285550	0.2863	0.0013	2.3107	5.0950
OCT PE 6000	65.60	170159	8089900	(0.3142)	0.0011	2.3942	5.2909
OCT PE 6200	141.00	148480	2067450	(0.5736)	0.0014	2.1019	5.8204
OCT CE 6400	23.70	127090	3958250	0.1725	0.0010	1.6671	3.8877

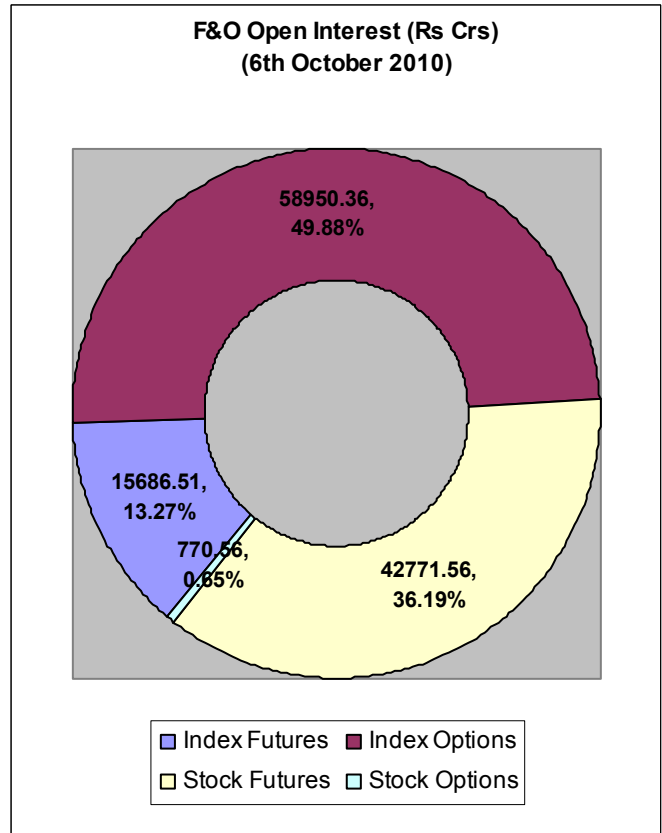
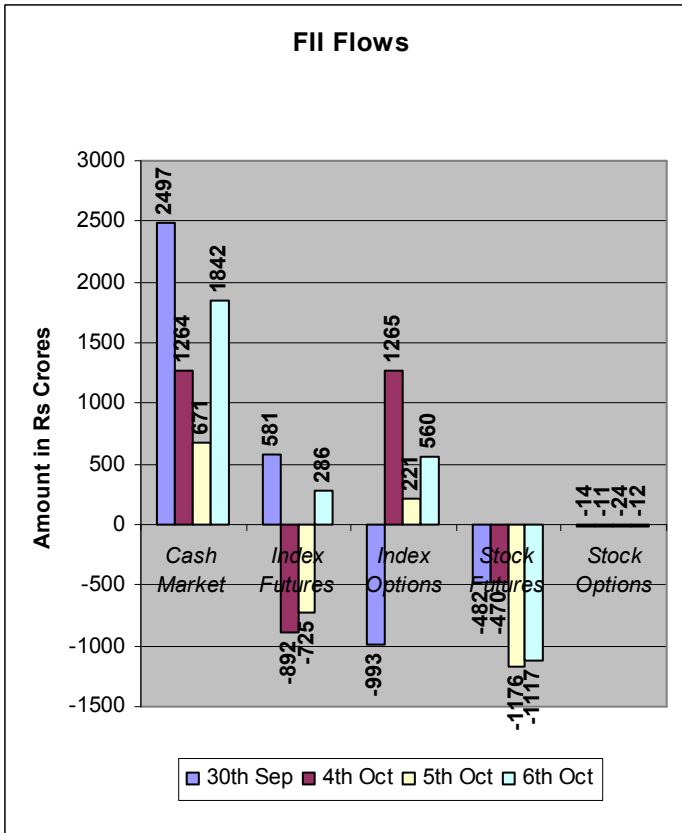
**MOST ACTIVE STOCK CALLS (VALUE)**

Name & Month	Strike	No. of contracts	Price
Unitech Oct	100	4222	2.75
Reliance Oct	1050	5973	25.65
Reliance Oct	1100	5676	10.40
Unitech Oct	105	3621	1.65
Reliance Oct	1060	4795	21.00

**MOST ACTIVE STOCK PUTS (VALUE)**

Name & Month	Strike	No. of contracts	Price
Reliance Oct	1000	2226	11.25
Reliance Oct	1050	1533	32.40
Hindalco Oct	200	953	3.45
Reliance Oct	1020	1339	17.45
Tata Steel Oct	660	1009	27.80

FII ACTIVITY



\* Source: www.nseindia.com (FII trades done on Exchanges)

FOR PRIVATE CIRCULATION ONLY

**Disclaimer**

The trading ideas discussed or recommended in this report may not be suitable for all investors. Investors should use this research as one input into formulating an investment opinion. Additional inputs should include, but are not limited to, the review of other. This is not an offer (or solicitation of an offer) to buy/sell the securities/instruments mentioned or an official confirmation. Microsec Capital Limited is not responsible for any error or inaccuracy or for any losses suffered on account of information contained in this report. This report does not purport to be offer for purchase and sale of share/ units. We and our affiliates, officers, directors, and employees, including persons involved in the preparation or issuance of this material may: (a) from time to time, have long or short positions in, and buy or sell the securities thereof, of company (ies) mentioned herein or (b) be engaged in any other transaction involving such securities and earn brokerage or other compensation discussed herein or act as advisor or lender or borrower to such company (ies) or have other potential conflict of interest with respect to any recommendation and related information and opinions. The same persons may have acted upon the information contained here. No part of this material may be duplicated in any form and/or redistributed without Microsec Capital Limited' prior written consent.