



Punter's Call

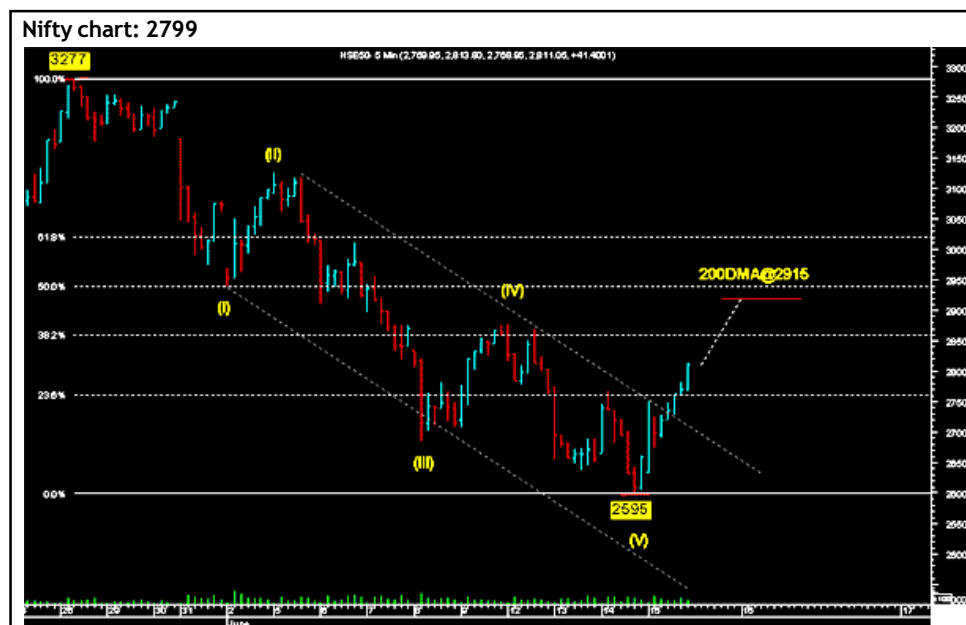
Further gains likely

The Nifty witnessed a sharp move on the upside after breaking the channel resistance at 2735. On the upside the index could test the 200-DMA at 2915 or 2935, which is the 50% retracement level of the decline from 3277 to 2595 (see chart). The Nifty should face resistance in the 2915-2935 range. On the downside there are supports at 2752 and 2671. On any intra-day/near term decline the index should find support at 2752 or 2671 and move up to test 2915 in the short term.

Tisco faces a resistance at Rs430 and it has a support at Rs404. Satyam faces a resistance at Rs640 and it has a support at Rs590. Tata Motors faces a resistance at Rs720 and on sustaining above Rs720 it could test Rs750. The stock has a support at Rs670.

Market Breadth






	BSE	NSE
Advances	1,693	899
Declines	691	262
Unchanged	43	17



Short Term Trend

	Target	Trend	Reversal	Support/Resistance
Short term (Nifty)	2915	↑	Down below 2680	2680 / 2915






Icon guide

 Up	 Down	 Sideways	 Downswing matures	 Upswing matures
--	--	--	--	---

Medium Term Trend

	Target	Trend	Reversal	Support/Resistance
Medium term (Nifty)	2935	↔	Down below 2550	2680 / 2935

Icon guide

 Up	 Down	 Sideways	 Downswing matures	 Upswing matures
--	--	--	--	---

Smart Charts > Open Short Calls

Date	Recommendation	Stop Loss/ Reversal (Intra-day)	Stop Loss/ Reversal (Closing)	Sell Price	Closing Price	Potential % P/L at CMP	Targets
13-07-06	SCI		Stopped Out	122	135	-9%	110
13-07-06	Jet Airways	-	650	620	632	-2%	560
13-07-06	SBI	Stopped Out	-	725	773	-6%	672

Smart Charts > Open Long Calls

Date	Recommendation	Stop Loss/ Reversal (Intra-day)	Stop Loss/ Reversal (Closing)	Buy Price	Closing Price	Potential % P/L at CMP	Targets
15-07-06	ACC	-	715	730	736	1%	760
15-07-06	Cummins	-	150	158	164	4%	180
15-07-06	Bharat Forge	-	288	300	314	5%	325
15-07-06	Wipro	-	395	410	421	3%	440
15-07-06	Maruti	-	680	695	716	3%	740

Trendy Levels

Sensex		Nifty	
Support	Resistance	Support	Resistance
9200	9630	2750	2820
9020	9718	2680	2880
8800	9888	2620	2915
20DSMA	40DEMA	20DSMA	40DEMA
10146	10620	2992	3141
BSE Sensex: 9545		Nifty: 2799	

Day Trader's HIT List

For June 16, 2006

Scrip Name	Support Levels		Close (Rs)	Resistance Levels		Action
	S1	S2		R2	R1	
NIFTY Futures	2680	2760	2793	2825	2880	Go long above R2. Go short below S2.
ACC	705	720	736	760	770	Buy with a stop below S2.
Century	280	300	311	320	335	Go long above R2. Go short below S2.
Hindalco	140	148	152	157	168	Buy above R2.
Infosys	2620	2680	2728	2750	2820	Go long above R2. Go short below S2.
M & M	530	540	556	575	585	Buy with a stop below S2.
Maruti	685	700	716	728	750	Buy above R2.
MTNL	140	146	152	156	165	Go long above R2. Go short below S2.
ONGC	980	1015	1032	1040	1080	Go long above R2. Go short below S2.
Reliance	870	880	895	910	940	Buy above R2.
Reliance Capital	360	372	385	395	405	Go short with a stop above R2.
Satyam	590	600	616	625	635	Go short with a stop above R2.
SBI	745	765	773	782	798	Go long above R2. Go short below S2.
TCS	1495	1520	1554	1565	1585	Go short with a stop above R2.
Tisco	392	404	414	423	440	Buy above R2.
Tata Motors	670	688	695	708	728	Go long above R2. Go short below S2.
Ranbaxy	340	348	362	366	375	Go short with a stop above R2.
VSNL	318	325	335	340	355	Buy above R2.
Titan	535	542	567	575	585	Go short with a stop above R2.
Wipro	400	410	420	438	446	Buy with a stop below S2.
RCVL	190	198	214	220	225	Go short with a stop above R2.

*Note: Closing price of Nifty futures is last traded price of Nifty futures on NSE

For Private Circulation only

[Home](#)

Disclaimer

"This document has been prepared by Sharekhan Ltd.(SHAREKHAN) This Document is subject to changes without prior notice and is intended only for the person or entity to which it is addressed to and may contain confidential and/or privileged material and is not for any type of circulation. Any review, retransmission, or any other use is prohibited. Kindly note that this document does not constitute an offer or solicitation for the purchase or sale of any financial instrument or as an official confirmation of any transaction.

Though disseminated to all the customers simultaneously, not all customers may receive this report at the same time. SHAREKHAN will not treat recipients as customers by virtue of their receiving this report.

The information contained herein is from publicly available data or other sources believed to be reliable. While we would endeavour to update the information herein on reasonable basis, SHAREKHAN, its subsidiaries and associated companies, their directors and employees ("SHAREKHAN and affiliates") are under no obligation to update or keep the information current. Also, there may be regulatory, compliance, or other reasons that may prevent SHAREKHAN and affiliates from doing so. We do not represent that information contained herein is accurate or complete and it should not be relied upon as such. This document is prepared for assistance only and is not intended to be and must not be taken as the basis for an investment decision. The user assumes the entire risk of any use made of this information. Each recipient of this document should make such investigations as it deems necessary to arrive at an independent evaluation of an investment in the securities of companies referred to in this document (including the merits and risks involved), and should consult its own advisors to determine the merits and risks of such an investment. The investment discussed or views expressed may not be suitable for all investors. We do not undertake to advise you as to any change of our views. Affiliates of Sharekhan may have issued other reports that are inconsistent with and reach different conclusion from the information presented in this report.

This report is not directed or intended for distribution to, or use by, any person or entity who is a citizen or resident of or located in any locality, state, country or other jurisdiction, where such distribution, publication, availability or use would be contrary to law, regulation or which would subject SHAREKHAN and affiliates to any registration or licensing requirement within such jurisdiction. The securities described herein may or may not be eligible for sale in all jurisdictions or to certain category of investors. Persons in whose possession this document may come are required to inform themselves of and to observe such restriction.

SHAREKHAN & affiliates may have used the information set forth herein before publication and may have positions in, may from time to time purchase or sell or may be materially interested in any of the securities mentioned or related securities. SHAREKHAN may from time to time solicit from, or perform investment banking, or other services for, any company mentioned herein. Without limiting any of the foregoing, in no event shall SHAREKHAN, any of its affiliates or any third party involved in, or related to, computing or compiling the information have any liability for any damages of any kind. Any comments or statements made herein are those of the analyst and do not necessarily reflect those of SHAREKHAN."