



Punter's Call

## Sideways moves

The Nifty traded sideways with a negative bias during the day and ended the session near its 3650 support level. In the short term on a break below 3650 the index could test 3620 and on the upside it faces resistance in the 3675-3690 range. The Nifty is likely to trade amid high volatility and one should be cautious at higher levels, as it has been unable to sustain above 3727. In the short term the upswing has matured and the Nifty should trade with a downward bias.


Satyam has a support at Rs415 and it faces a resistance at Rs440. RCOM has a strong support at Rs362 and on the upside it could test Rs380. Aptech Training faces a resistance at Rs171 and it has a support at Rs154.

### Market Breadth


	BSE	NSE
Advances	981	733
Declines	1,428	590
Unchanged	60	24




## Short Term Trend

	Target	Trend	Reversal	Support/Resistance
Short term (Nifty)	3727		Down below 3620	3620/ 3700

### Icon guide

 Up	 Down	 Downswing matures	 Upswing matures
--	--	---	---

## Medium Term Trend

	Target	Trend	Reversal	Support/Resistance
Medium term (Nifty)	3810		Down below 3450	3550/ 3730

### Icon guide

 Up	 Down	 Downswing matures	 Upswing matures
--	--	---	---

## Smart Charts > Open Long Calls

Date	Recommendation	Stop Loss/ Reversal (Intra-day)	Stop Loss/ Reversal (Closing)	Buy Price	Closing Price	Potential % P/L at CMP	Targets
20-10-06	ITI	-	55.9	59.2	56.9	-4%	65-66
18-10-06	Reliance Natural Resources	-	19.8	23.0	23.0	0%	28-29
11-10-06	Tisco	-	483.4	510.5	508.9	0%	564
11-10-06	Hindustan Construction	-	Book Profit	124.0	130.0	5%	147-150
11-10-06	Gitanjali Gems	-	183.4	209.6	217.6	4%	265-270
09-10-06	TV Today	-	69.4	77.0	76.0	-1%	90-92
09-10-06	Fedders Lloyd	-	106.7	128.0	115.0	-10%	165-170
09-10-06	Clutch Auto	-	114.4	127.5	128.2	1%	150-155
09-10-06	D-Link	-	89.7	97.8	96.6	-1%	112
09-10-06	CEAT	-	115.4	133.0	120.2	-10%	170
09-10-06	Tube Investment	-	78.0	88.0	84.0	-5%	110
09-10-06	McDowell	-	594.4	629.5	659.2	5%	700-720
09-10-06	Dewan Housing Finance	-	68.4	75.8	74.0	-2%	90-93
09-10-06	Nocil	-	21.7	25.5	30.8	21%	33-35
05-10-06	Hero Honda	-	694.0	757.0	749.0	-1%	860-880
03-10-06	Mahindra & Mahindra	-	629.4	692.0	690.4	0%	749-809
28-09-06	Gateway Distriparks	-	148.4	164.0	175.7	7%	180-195
25-09-06	Satyam	-	396.4	417.0	425.0	2%	460-490
19-09-06	Tricom India	-	197.4	215.0	219.0	2%	250
19-09-06	Hindustan Motor	-	37.7	41.8	38.9	-7%	46-50
19-09-06	Exide Industries	38.0	-	41.8	40.8	-2%	46-50
18-09-06	Finolex Industries	-	84.4	99.4	93.0	-6%	129-135
14-09-06	SREI International	-	47.0	53.0	49.7	-6%	65
14-09-06	Mercator Lines	-	39.4	43.0	41.0	-5%	50-52
08-09-06	Nalco	-	198.0	214.0	220.8	3%	250

## Momentum Calls > Open Long Calls

For the short term—1 to 5 days

Stock	Product type	Action date	Stop loss	Closing Price	Target 1	Target 2
ONGC	Cash / Future	16-10-06	1,138.4	1,148.7	1,200	1,230

**NOTE:** Kindly note that all stop losses in Momentum Calls are on an intra-day basis.

## Trendy Levels

Sensex		Nifty	
Support	Resistance	Support	Resistance
12558	12785	3620	3670
12461	12830	3600	3690
12300	12995	3580	3727
<b>20DSMA</b>	<b>40DEMA</b>	<b>20DSMA</b>	<b>40DEMA</b>
12533	12222	3618	3540
<b>BSE Sensex: 12623</b>		<b>Nifty: 3657</b>	

## Day Trader's HIT List

For October 26, 2006

Scrip Name	Support Levels		Close (Rs)	Resistance Levels		Action
	S1	S2		R2	R1	
<b>NIFTY Futures</b>	3620	3650	<b>3662</b>	3677	3700	Go long above R2. Go short below S2.
<b>ACC</b>	955	965	<b>974</b>	980	990	Go short with a stop above R2.
<b>Century</b>	490	506	<b>512</b>	520	525	Buy with a stop below S2.
<b>Hindalco</b>	177	182	<b>184</b>	186	192	Go long above R2. Go short below S2.
<b>Infosys</b>	2000	2030	<b>2043</b>	2055	2080	Go long above R2. Go short below S2.
<b>M &amp; M</b>	680	687	<b>690</b>	694	710	Go long above R2. Go short below S2.
<b>Maruti</b>	920	940	<b>946</b>	950	960	Go long above R2. Go short below S2.
<b>MTNL</b>	146	152	<b>155</b>	161	168	Buy with a stop below S2.
<b>ONGC</b>	1120	1130	<b>1149</b>	1155	1170	Go short with a stop above R2.
<b>Reliance</b>	1170	1180	<b>1194</b>	1201	1214	Go short with a stop above R2.
<b>Reliance Capital</b>	545	555	<b>559</b>	563	575	Go long above R2. Go short below S2.
<b>Satyam</b>	410	415	<b>425</b>	430	445	Go short with a stop above R2.
<b>SBI</b>	1000	1012	<b>1024</b>	1030	1035	Go short with a stop above R2.
<b>TCS</b>	1060	1075	<b>1078</b>	1083	1095	Go long above R2. Go short below S2.
<b>Tata Steel</b>	494	505	<b>509</b>	518	525	Buy with a stop below S2.
<b>Tata Motors</b>	860	868	<b>879</b>	882	890	Go short with a stop above R2.
<b>Ranbaxy</b>	390	400	<b>411</b>	414	425	Go short with a stop above R2.
<b>VSNL</b>	410	416	<b>421</b>	433	444	Buy with a stop below S2.
<b>Titan</b>	760	785	<b>790</b>	793	810	Go long above R2. Go short below S2.
<b>Wipro</b>	535	545	<b>548</b>	553	565	Go long above R2. Go short below S2.
<b>Rcom</b>	355	365	<b>369</b>	377	385	Buy with a stop below S2.

\*Note: Closing price of Nifty futures is last traded price of Nifty futures on NSE

For Private Circulation only

[Home](#)

### Disclaimer

"This document has been prepared by Sharekhan Ltd.(SHAREKHAN) This Document is subject to changes without prior notice and is intended only for the person or entity to which it is addressed to and may contain confidential and/or privileged material and is not for any type of circulation. Any review, retransmission, or any other use is prohibited. Kindly note that this document does not constitute an offer or solicitation for the purchase or sale of any financial instrument or as an official confirmation of any transaction.

Though disseminated to all the customers simultaneously, not all customers may receive this report at the same time. SHAREKHAN will not treat recipients as customers by virtue of their receiving this report.

The information contained herein is from publicly available data or other sources believed to be reliable. While we would endeavour to update the information herein on reasonable basis, SHAREKHAN, its subsidiaries and associated companies, their directors and employees ("SHAREKHAN and affiliates") are under no obligation to update or keep the information current. Also, there may be regulatory, compliance, or other reasons that may prevent SHAREKHAN and affiliates from doing so. We do not represent that information contained herein is accurate or complete and it should not be relied upon as such. This document is prepared for assistance only and is not intended to be and must not alone be taken as the basis for an investment decision. The user assumes the entire risk of any use made of this information. Each recipient of this document should make such investigations as it deems necessary to arrive at an independent evaluation of an investment in the securities of companies referred to in this document (including the merits and risks involved), and should consult its own advisors to determine the merits and risks of such an investment. The investment discussed or views expressed may not be suitable for all investors. We do not undertake to advise you as to any change of our views. Affiliates of Sharekhan may have issued other reports that are inconsistent with and reach different conclusion from the information presented in this report.

This report is not directed or intended for distribution to, or use by, any person or entity who is a citizen or resident of or located in any locality, state, country or other jurisdiction, where such distribution, publication, availability or use would be contrary to law, regulation or which would subject SHAREKHAN and affiliates to any registration or licensing requirement within such jurisdiction. The securities described herein may or may not be eligible for sale in all jurisdictions or to certain category of investors. Persons in whose possession this document may come are required to inform themselves of and to observe such restriction.

SHAREKHAN & affiliates may have used the information set forth herein before publication and may have positions in, may from time to time purchase or sell or may be materially interested in any of the securities mentioned or related securities. SHAREKHAN may from time to time solicit from, or perform investment banking, or other services for, any company mentioned herein. Without limiting any of the foregoing, in no event shall SHAREKHAN, any of its affiliates or any third party involved in, or related to, computing or compiling the information have any liability for any damages of any kind. Any comments or statements made herein are those of the analyst and do not necessarily reflect those of SHAREKHAN."