

OCTOBER - DECEMBER 2011

# FUNDZ

WATCH

For Private Circulation Only

Planning for  
Retirement!



Wake up, **SIP** Karo...

SYSTEMATIC INVESTMENT PLAN IN EQUITY MUTUAL FUNDS

 WEALTH  
ADVISORS  
NETWORK

**Dear Partners,**

Greetings...

As Financial Advisors, we have a huge responsibility of helping the investors make the right investment choices. However, sometimes adverse market performance and negative investment climate can subdue investor's confidence. The responsibility, then also represents a challenge to us all. During such times, our own conviction in strategies for long term wealth creation can help us convince the most skeptical investors. With growth drivers for Indian economy still in place, it may be right time to communicate with investors and answer their queries and remove any air of doubt. We should not shy away from making prudent investment recommendations in best interests of the investor, based on facts and the tested principle of asset allocation.

We, at **Fundz Watch** are committed to provide you with the updated information, which you can use in making investment decisions for your clients. We are also sharing with you the key market news and indicators with which you can interpret the markets. We hope that the information provided serves your need appropriately.

We would like to hear from you on how we can further improve upon our efforts to make **Fundz Watch** better, more informative and relevant for you. Kindly email us at **publications@njindiainvest.com** with your suggestions and feedback.

Warm regards,

Fundz Watch Team

Economy News .....	1
International News .....	2
Equity Market .....	3
Debt Market .....	4
Forex .....	4
MF News .....	6
Fundz This Month .....	7
MF Industry AUM .....	8
Load Structure .....	10
Funds Snapshot .....	17
SIP Scorecard .....	29
SIP / STP Information .....	33
Weekly SIP/STP .....	34
Dividends Declared .....	34
Performance Scorecard .....	36
Risk Ratios .....	56
ULIP Performance .....	62

### September industrial growth slumps to 1.9% y-o-y

Continuing its dismal performance, industrial growth fell further to 1.9% in September, mainly due to poor output from the manufacturing sector. Growth in factory output, as measured in terms of the Index of Industrial Production (IIP), stood at 6.1% in September last year. During the April-September period this fiscal, IIP growth stood at 5%, as against 8.2% in the same period last year. Output of the manufacturing sector, which constitutes over 75% of the index, grew by only 2.1% in September, compared to 6.9% expansion in the same month last year.

### October inflation inches up to 9.73%

Headline inflation hovered stubbornly near the double-digit mark in October, rising marginally to 9.73% as prices of food products, fuel and manufactured goods put more pressure on the common man's pocket and major sectors of the economy. Inflation, as measured by the Wholesale Price Index (WPI), stood at 9.72% in September. The rate of price stood at 9.08% in October, 2010. On an annual basis, food items became 11.06% more expensive year-on-year during the month under review. Food inflation was recorded at 9.23% in September. Experts said stubborn inflation will put pressure on the government and the RBI at a time when the latest data shows growth in industrial output plunged to a two-year low of 1.9% in September.

### RBI sees FY12 growth around 7.5-7.6%

India's economy is expected to grow around 7.5% to 7.6% in the current fiscal year that ends in March, Subir Gokarn, deputy governor of the Reserve Bank of India (RBI), has said, adding that the impact of rate hikes is visible on economic growth. Gokarn also said the economy was clearly in a slowdown mode. Earlier, the country's industrial output grew at its slowest pace in two years in September, providing further evidence of deceleration in the economy and raising the odds of a pause in the central bank's 20-month-old policy tightening cycle. Production at factories, mines and utilities grew 1.9% from a year earlier in September, lower than a downwardly revised 3.6% growth a month ago.

### FMCG retail will hit \$100 billion by 2025: Nielsen

Nielsen estimates that the country's rural FMCG retail landscape will grow from \$12 billion in 2011 to \$100 billion by 2025, according to its consumer 360 report. Prashant Singh, VP, Nielsen, said, the rural mindset is open to consumption of newer, more contemporary food categories and as a result, drives consistent growth. The research firm has identified four key trends that will drive consumption: premiumisation, consumers switching from commodity to brands, from indulgence to regular consumption, and acceptability.

### SEZ exports grow 26% during April-Sept

Exports from Special Economic Zones during April-September 2011 grew by 26.2 per cent to Rs 1,76,479.69 crore, the Export Promotion Council for EOUs and SEZs (EPCES) said in a statement. SEZ exports during 2010-11 had grown 43 per cent over the previous year to Rs 3,15,867.85 crore, Mr Jatin R Mehta, Chairman, EPCES, said. As on September 30, SEZs provided employment to 7,32,839 people and attracted investments worth Rs 2,77,259 crore, he said.

### Forging industry to see over 20% growth a year

The Rs 15,000-crore Indian forging industry is poised to grow by over 20 per cent a year and see investment of about \$3 billion (about Rs 15,000 crore) by 2015 for capacity expansion, according to the Association of Indian Forging Industry. The industry, which thrives on 70 per cent of its business coming from automotive sector supplies, says that it is undeterred by the current slowdown in the sector and turmoil in other markets. From an average growth of about 25 per cent a year, the automotive sector in India this year has come down to about 8 per cent. This is not small even by any comparison to other markets which have had de-growth. But what is interesting is the potential for the domestic automotive market to grow to a 10 million per annum from three million. This will sustain growth, Mr Baba Kalyanai, Chairman and Managing Director Bharat Forge Ltd, said.

### Indirect tax collections rise 18.5% during April-October

Amidst all the bad news, the Finance Ministry announced an over 18 per cent increase in indirect taxes collections during April-October. More importantly, the collection of excise duty has once again turned positive. We need 15 per cent growth for achieving the revised target of over Rs 4 lakh crore. We are hopeful of meeting the target, the Chairman of the Central Board of Excise and Customs (CBEC), Mr S.K. Goyal, said. He claimed that over 55 per cent of the revised target had been achieved during the first seven months. Although there is improvement, our field officers are on alert so that any leakage or evasion can be plugged, he added.

### Steel demand growth down to 2.8% in H1: Steel secy

Growth in domestic steel demand dipped to 2.8% in the first half this fiscal from 8.8% in the first four years of the 11th Five-Year Plan, says Steel Secretary PK Mishra. Mishra also said the country needs some policy corrections to ensure that promised private sector investments in the sector become a reality. He said the first four years of the 11th Plan witnessed a slowdown in domestic steel supplies. Growth in finished steel production during this period was low at 5.8%, especially in comparison to growth in steel demand.

### M&A in technology space up 22% to \$56.4 bn in July-Sep

Merger and acquisition (M&A) deals in the global technology sector amounted to \$56.4 billion in the July-September quarter of 2011, an increase of 22% vis-a-vis the year-ago period, according to a report by Ernst & Young. In the face of market volatility and macroeconomic uncertainties that are dampening other industries, the mega trends driving global technology M&A so far have continued to push deal values higher, said Joe Steger, Global Technology Transaction Advisory Services Leader at Ernst & Young. The increase in values is primarily due to the period of hyper-innovation that technology companies are experiencing, he said. The aggregate value of global technology M&A increased 8% sequentially and 22% year-on-year to \$56.4 billion in the third quarter of 2011, the report stated.

### PC market grew by 13% in Q3 of 2011: Gartner

The combined desk-based and mobile PC market in India totalled nearly 2.5 million units in the third quarter of 2011, a 13% increase vis-a-vis the same period last year, according to technology research firm Gartner Inc. This growth was primarily driven by the mobile PC market, which grew by 29% year-on-year in the third quarter of 2011, said Gartner Principal Research Analyst Vishal Tripathi. A number of festivals helped drive demand in the consumer market in India. The third quarter was the best quarter in the history of the Indian PC industry, as overall PC shipments crossed 3 million units for the first time.

### China's foreign direct investment up 16% in Jan-Oct

Foreign direct investment in China rose nearly 16 percent in the first 10 months of the year, driven by Asian investors, official data showed, as Western countries battled economic woes. China took a total of \$95.01 billion in foreign direct investment in the January to October period, up 15.86 percent from the same period last year but slower than the 16.6 percent growth rate in the first three quarters. Investment reached \$8.33 billion in October, up 8.75 percent year-on-year. The figure was lower than the \$9.05 billion invested in September. Investment from Asian countries continued to rise 'by large margins' to \$81.9 billion in the January to October period, with Japan leading the growth with a year-on-year increase of 65.5 percent.

### US retail sales increased 0.5 percent in October

Americans spent more on autos, electronics and building supplies in October, pushing retail sales up for a fifth straight month. The Commerce Department says retail sales increased 0.5 percent. Auto sales rose 0.4 percent. Excluding autos, sales rose 0.6 percent, the best showing since March. Sales increased even though department stores and specialty clothing store sales fell in October. The October report shows that growth in the October-December quarter is off to a good start. Consumer spending accounts for 70 percent of economic activity. A rebound in consumer spending was the key reason the economy expanded at an annual rate of 2.5 percent in the July-September quarter, the best quarterly growth in a year.

### Moody's blasts plan to curb ratings agencies – report

A European Union plan to impose tougher rules on credit rating agencies is 'dangerous' as it is bound to limit the 'quality and independence' of the rating process, the president and chief operating officer of Moody's Investor Services told. I see it as reflecting an obsession to challenge the rating process itself, and to hold rating agencies responsible for the European debt crisis, Michel Madelain said in an interview. These proposals cannot make investors confident again nor facilitate the access of companies and European states to credit markets, he added. The European Union unveiled plans to shake up credit rating agencies, although it shelved for now a divisive move for temporary 'blackouts' on some sovereign ratings.

### Euro zone looks to Italy, Greece moves to ease crisis

The euro zone looks for some respite, with Italy due to unveil a technocrat-led cabinet and a new Greek coalition expected to win a confidence vote, as Europe battles to prevent its debt woes from dragging down the world economy. Former EU commissioner Mario Monti is set to inform Italy's president that he has assembled a new government, whose most pressing task will be to get a fractious political class to agree to painful structural reforms designed to rescue its debt-laden finances.

#### September 2011 - Global Indices

Indices	Close	Percentage Change						
		YTD*	1 year	3 years	5 years	10 years	12 years	
Developed	All Ordinaries (Australia)	4070.10	-16.03	-12.22	-4.21	-4.46	2.85	2.83
	Dow Jones Ind Avg (USA)	10913.40	-5.74	1.16	0.19	-1.35	2.00	0.50
	FTSE 100 (UK)	5128.48	-13.08	-7.57	1.51	-2.96	0.60	-1.26
	Hang Seng (Hong Kong)	17592.40	-23.63	-21.32	-0.79	0.06	5.86	NA
	Nasdaq (USA)	2415.40	-8.95	1.97	5.07	1.35	4.93	-1.04
	Nikkei 225 (Japan)	8700.29	-14.94	-7.14	-8.24	-11.60	-1.52	-5.75
Emerging	BSE Sensex (India)	16453.76	-19.77	-18.01	8.56	5.72	19.39	11.00
	Bovespa (Brazil)	52324.40	-24.50	-24.64	1.84	7.49	17.59	13.91
	Jakarta Composite (Indonesia)	3549.03	-4.17	1.36	24.65	18.23	25.13	16.52
	KLSE Composite (Malaysia)	1387.13	-8.68	-5.22	10.84	7.46	8.44	6.12
	PSE Composite (Philippines)	3999.65	-4.80	-2.45	15.89	9.34	13.73	5.50
	RTS Index (Russia)	1333.53	-24.77	-11.44	3.24	-2.96	22.30	25.83
	Seoul Composite (S. Korea)	1769.65	-13.72	-5.51	6.91	5.23	13.93	6.41
	SET (Thailand)	916.21	-11.29	-6.06	15.38	5.95	NA	NA
	Shanghai Composite (China)	2359.22	-15.98	-11.16	0.94	6.12	2.94	NA
	Straits Times (Singapore)	2675.16	-16.14	-13.64	4.28	0.81	7.08	2.24
Taiwan Weighted (Taiwan)	7225.38	-19.47	-12.29	8.10	0.97	7.54	-0.52	

\* Return for YTD (Year To Date) is calculated on absolute basis

## HIGHLIGHTS

- Global equity markets lost ground as sovereign debt issues in Europe and the US alongside poor economic data caused heightened risk aversion. Indian equities were impacted by the fall in global risk appetite FIIs pulled out close to \$1.24 bln from equity markets during the quarter. Frontline indices however managed to outperform global markets.
- BSE Sensex ended the quarter at 16,454 while CNX Nifty closed at 4,943 down 12.69% and 12.47% respectively over previous quarter.
- Small cap and Mid cap stocks declined much more than their large cap counterparts. Market breadth was negative and all sectoral indices closed in the negative territory - metal and capital goods indices witnessed sharp decline. In contrast, FMCG and consumer durables sector fared relatively well.

## Equity Market Indicators

## September 2011 - Key Indices

Indices	Close	Percentage change					
		YTD*	1 year	3 years	5 years	10 years	12 years
BSE Sensex	16453.76	-19.77	-18.01	8.56	5.72	19.39	11.00
S&P CNX Nifty	4943.25	-19.42	-18.02	8.03	6.61	18.43	11.06
BSE 100	8613.22	-19.31	-18.95	8.78	6.35	20.78	12.16
BSE 200	2028.27	-19.95	-19.85	9.24	6.28	21.61	12.35
S&P CNX 500	3978.35	-19.48	-19.22	9.16	5.88	21.24	12.04
CNX Mid Cap	7094.00	-19.91	-22.59	13.20	8.61	29.77	18.34
BSE Small Cap	6881.08	-28.84	-32.84	7.25	2.23	NA	NA
BSE Midcap	6129.59	-21.44	-24.18	8.50	3.55	NA	NA
CNX Nifty Junior	9822.20	-19.70	-21.95	17.58	8.56	24.81	11.30

## September 2011 - Sectoral Indices

Indices	Close	Percentage change					
		YTD*	1 year	3 years	5 years	10 years	12 years
BSE Auto	8498.42	-16.97	-10.80	32.24	9.62	27.07	16.92
BSE Bankex	10850.73	-18.90	-22.63	18.76	12.42	NA	NA
BSE CD	6361.41	0.07	1.08	29.50	15.43	30.31	12.46
CNX Media	1195.40	-28.42	-37.49	-1.70	-4.10	NA	NA
BSE FMCG	3910.39	6.14	5.13	21.86	13.60	16.29	9.93
BSE Healthcare	5867.80	-12.87	-2.13	16.91	9.74	17.87	9.84
BSE Metal	10995.57	-37.51	-34.80	6.93	5.27	28.46	16.94
BSE Oil & Gas	8494.45	-19.87	-18.69	-2.05	7.91	27.06	16.91
BSE Realty	1762.96	-38.28	-52.70	-20.50	NA	NA	NA
CNX Infra	2588.95	-25.12	-30.39	-6.66	-0.53	NA	NA
BSE TECK	3251.55	-19.65	-12.51	8.50	1.63	18.54	3.99

\* Return for YTD (Year To Date) is calculated on absolute basis

## Institutional Activity (Net Purchase and Sales) Rs Cr.

	September-2011			01-Jan-11 To 30-Sep-11		
	Debt	Equity	Total	Debt	Equity	Total
FIIs	-1707.40	-158.30	-1865.70	17956.20	-291.60	17664.60
Mutual Funds	22954.70	-730.60	22224.10	216795.90	5286.40	222082.30

## HIGHLIGHTS

- Major global bond markets benefited from expectations of continued accommodative policies and increased risk aversion during the quarter. India was probably the only EM economy to maintain a tightening bias – the RBI hiked repo rate by 75 bps to 8.25% during the quarter. As a result of this, short-end bond yields firmed up. The increase in the quantum of market borrowings pushed up 10-year benchmark yields at end of quarter.
- Yield on the benchmark 10-year paper increased 11 bps while yields on 5-year g-sec paper decreased 4 bps. Yield on the 1-year paper hardened 21 bps while that on the 30-year paper was unchanged.
- Systemic liquidity levels remained in deficit mode, demand for liquidity under the RBI's LAF window averaged Rs. 43,949 crore as against Rs. 52,773 crore last quarter. In the wake of the global developments, RBI indicated that it did not foresee any liquidity issues.

## Debt Market Indicators

Benchmarks	As on 30-Sep-11	As on 31-Aug-11	As on 30-Jun-11	Change (Month)	Change (Quarter)
364 Day Tbill (Primary)	8.46%	8.31%	8.30%	0.15%	0.16%
5-year Benchmark	8.32%	8.33%	8.36%	-0.01%	-0.04%
10-year Benchmark	8.44%	8.32%	8.33%	0.12%	0.11%
30-year Benchmark	8.61%	8.62%	8.60%	-0.01%	0.01%
91 day Bank CD	9.15%	9.25%	8.53%	-0.10%	0.62%
Annualised 1-yr AAA spreads	1.06%	1.11%	1.50%	-0.05%	-0.44%
Annualised 5-yr AAA spreads	1.06%	0.97%	1.20%	0.09%	-0.14%
5-yr OIS	7.19%	7.02%	7.77%	0.17%	-0.58%
Bank Rate	6.00%	6.00%	6.00%	0.00%	0.00%
RBI LAF-Repo rate	8.25%	8.00%	7.50%	0.25%	0.75%
RBI LAF-Reverse Repo rate	7.25%	7.00%	6.50%	0.25%	0.75%
Foreign Exchange Reserve(\$ bn)	311.48	320.78	309.02	-9.30	2.46
Nymex Crude	79.20	88.81	95.42	-9.61	-16.22
Gold (\$/oz)	1620.00	1813.50	1505.50	-193.50	114.50
US Fed Funds Rate	0.25%	0.25%	0.25%	0.00%	0.00%
US 10-yr Gilt	1.92%	2.22%	3.16%	-0.30%	-1.24%
CRR	6.00%	6.00%	6.00%	0.00%	0.00%

## Forex

## HIGHLIGHTS

- The Indian rupee lost ground against the US dollar amidst global risk aversion and strengthening in the greenback. The currency nearly touched Rs.50/\$, before rebounding in the last week of the quarter to close at Rs. 48.97/\$, 9.6% decline vis-a-vis June end.
- As of Sep 30, India's forex reserves aggregated \$311.5 bln, an increase of around \$8 bln over March 2011.

## FOREX

	30-Sep-11	31-Aug-11	30-Jun-11	Abs. Change (Month)	% Change (Month)	Abs. Change (Quarter)	% Change (Quarter)
1 US\$	48.97	46.09	44.70	-2.88	-6.25%	-4.27	-9.55%
1 Euro	66.64	66.69	64.79	0.05	0.07%	-1.85	-2.86%
100 Yen	63.90	59.98	55.59	-3.92	-6.54%	-8.31	-14.95%
1 Pound	76.51	75.42	71.95	-1.09	-1.45%	-4.56	-6.34%

### AAUM OF MF Industry Declines by 4% During the Quarter Ended September 2011

Average Assets Under Management (AAUM) of the mutual fund (MF) industry that climbed up during the quarter ended March and June by 4% and 6% respectively, declined by 4% or by Rs 30,041 crore to Rs 7.17 lakh crore during the quarter ended September 2011 as against Rs 7.47 lakh crore registered during the quarter ended June 2011. The asset base has shrunk basically due to heightened volatility witnessed over the last couple of months in the Indian equity markets. Indian equities have declined about 13% during the quarter ended September 2011. On the other side, one year fixed maturity plans that matured during the month of August, lead outflow from income fund category. Moreover there was some redemption from liquid funds. However the positive for the industry during the quarter has been flow of money into Gold Exchange Traded Funds (ETF) and surge in their assets due to rise in gold price. Moreover, the correction in the equity markets have helped the industry to mobilize funds from the retail investors through systematic investment plan (SIP) route.

### AMFI to launch new portal for all mutual fund transactions

The Association of Mutual Funds in India plans to launch a portal, MF Utility, next fiscal that will facilitate transactions by customers, distributors and financial advisors in schemes offered by various asset management companies on a single, unified platform. The new portal will help customers, distributors and financial advisors carry out transactions in mutual fund schemes across all asset management companies (AMCs) at one place. MF Utility is planned to commence operations by the first week of April, 2012, subject to appropriate clearances from SEBI, Indian mutual fund trade body AMFI's Chief Executive H N Sinor has said.

### SEBI seeks to trim number of schemes run by fund managers

SEBI may be looking to use 'market pressure' to get mutual fund houses to reduce the number of schemes run by them. According to market sources, SEBI wants information on fund manager's performance and the schemes managed by them put in the public domain, so that investors themselves can then demand a reduction in the number of schemes handled by the fund managers. The multiplicity of schemes is 'confusing the investors', said fund analysts. Sources also added that eventually the regulator may insist on one fund manager handling no more than one 'unique strategy'.

### Slump-hit Indian MF industry gets Rs 4,800 crore cover

Defence forces have come to support the Indian MF industry, which has been threatened by fund underperformance, lack of investor interest and intermittent outflows. The insurance arms of Army, Navy and the Air Force have been notable investors in equity MFs over the past few months. According to data sourced from registrars, funds and investment consultants, the insurance arms of Indian armed forces have been investing around 100-150 crore in equity MFs every month. Defence forces' investment in equity MFs stood at 4,800 crore, with Army Group Insurance Fund contributing more than half the amount. Navy Group Insurance Fund and Air Force Group Insurance Society have smaller sums of money invested in equity funds.

### SEBI allows MFs to participate in repo corp debt securities

Market regulator SEBI allowed mutual funds to invest in repo, or short-term repurchase of forward contract, of corporate debt securities with a ceiling of 10 per cent of the net assets of the concerned scheme. The gross exposure of any mutual fund scheme to repo transactions in corporate debt securities shall not be more than 10 per cent of the net assets of the concerned scheme, the Securities and Exchange Board of India (SEBI) said in its guidelines on participation of MFs in repo in corporate debt securities. In repo transactions, also known as a repo or sale repurchase agreement, securities are sold with the seller agreeing to buy them back at later date. The instrument is used for raising short-term capital. The repurchase price should be greater than the original sale price, the difference effectively representing interest.

### Bajaj Finserv gets SEBI approval for mutual fund business

Bajaj FinServ, the financial services arm of Bajaj Group, has received approval from the capital markets regulator SEBI for setting up mutual fund business and is likely to enter the fray by end-2012, a top official said. We have received the Sebi approval and are evaluating the right business model, the company's Managing Director Sanjiv Bajaj has said. Bajaj FinServ's business plans continue to be 'steady' even as fears of a slowdown are being expressed, he said. The market is large enough for us to find our attractive business, he said adding that a lot remains to be done on the inflation front. Bajaj Finserv posted a more than two times rise in its net profit at Rs 158 crore in the second quarter of current fiscal on the back of sound rise in income in its general, and life insurance business among others.

## Average Assets Under Management (AAUM) for the quarter Jul - Sep 2011 (Rs in crores)

Mutual Fund Name	Average AUM	Equity & Balance	Debt & MIP	Equity(%)	Debt(%)
AIG Global Investment Group MF	722.62	500.23	222.39	69.22	30.78
Axis Mutual Fund	7,544.78	939.37	6,605.41	12.45	87.55
Baroda Pioneer Mutual Fund	3,398.59	121.23	3,277.36	3.57	96.43
Bharti AXA Mutual Fund	176.13	133.52	42.61	75.81	24.19
Birla Sun Life Mutual Fund	64,248.56	11,031.67	53,216.89	17.17	82.83
BNP Paribas Mutual Fund	5,243.24	240.02	5,003.22	4.58	95.42
Canara Robeco Mutual Fund	6,920.15	1,521.83	5,398.32	21.99	78.01
Daiwa Mutual Fund	789.08	10.38	778.70	1.32	98.68
Deutsche Mutual Fund	12,760.83	399.90	12,360.93	3.13	96.87
DSP BlackRock Mutual Fund	30,083.71	13,691.90	16,391.81	45.51	54.49
Edelweiss Mutual Fund	447.17	68.25	378.92	15.26	84.74
Escorts Mutual Fund	205.73	115.58	90.15	56.18	43.82
Fidelity Mutual Fund	9,216.98	6,343.47	2,873.51	68.82	31.18
Franklin Templeton Mutual Fund	36,167.27	13,699.04	22,468.23	37.88	62.12
Goldman Sachs Mutual Fund	4,357.59	1,317.89	3,039.70	30.24	69.76
HDFC Mutual Fund	91,827.11	37,179.43	54,647.68	40.49	59.51
HSBC Mutual Fund	4,952.13	2,017.57	2,934.56	40.74	59.26
ICICI Prudential Mutual Fund	75,286.66	15,618.13	59,668.53	20.74	79.26
IDBI Mutual Fund	4,925.81	183.78	4,742.03	3.73	96.27
IDFC Mutual Fund	29,357.81	4,844.37	24,513.44	16.50	83.50
ING Mutual Fund	1,405.79	418.07	987.72	29.74	70.26
JM Financial Mutual Fund	6,468.27	684.99	5,783.28	10.59	89.41
JPMorgan Mutual Fund	4,747.70	798.09	3,949.61	16.81	83.19
Kotak Mahindra Mutual Fund	32,444.51	3,488.05	28,956.46	10.75	89.25
L&T Mutual Fund	4,135.49	274.29	3,861.20	6.63	93.37
LIC Nomura Mutual Fund	7,075.33	1,917.47	5,157.86	27.10	72.90
Mirae Asset Mutual Fund	446.62	436.16	10.46	97.66	2.34
Morgan Stanley Mutual Fund	1,971.42	1,748.16	223.26	88.68	11.32
Motilal Oswal Mutual Fund	277.68	277.68	0.00	100.00	0.00
Peerless Mutual Fund	5,608.38	12.76	5,595.62	0.23	99.77
Pramerica Mutual Fund	1,504.89	36.10	1,468.79	2.40	97.60
Principal Mutual Fund	4,535.62	2,151.91	2,383.71	47.44	52.56
Quantum Mutual Fund	161.27	90.75	70.52	56.27	43.73
Reliance Mutual Fund	92,140.26	30,275.09	61,865.17	32.86	67.14
Religare Mutual Fund	11,042.14	628.01	10,414.13	5.69	94.31
Sahara Mutual Fund	455.83	89.94	365.89	19.73	80.27
SBI Mutual Fund	47,793.46	15,821.74	31,971.72	33.10	66.90
Sundaram Mutual Fund	15,109.57	8,522.43	6,587.14	56.40	43.60
Tata Mutual Fund	22,633.78	5,577.05	17,056.73	24.64	75.36
Taurus Mutual Fund	5,367.34	337.74	5,029.60	6.29	93.71
Union KBC Mutual Fund	869.37	152.65	716.72	17.56	82.44
UTI Mutual Fund	62,579.86	27,377.42	35,202.44	43.75	56.25
<b>Total of above Mutual Funds</b>	<b>717,406.55</b>	<b>211,094.11</b>	<b>506,312.44</b>	<b>29.42</b>	<b>70.58</b>

Highlighted are the top 5 AMCs on the basis of their average AUM.

## MF Industry AUM Comparison

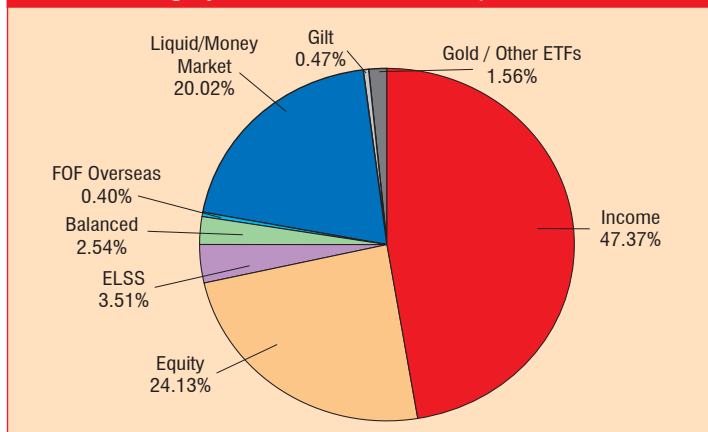
Mutual Fund Name	Avg. AUM Jul-Sept 2011	Avg. AUM Apr-Jun 2011	Absolute change over a quarter	% Change over a quarter	Avg. AUM Sept 2010	Absolute change over a year	% Change over a year
AIG Global Investment Group MF	722.62	716.40	6.22	0.87	1,019.77	-297.15	-29.14
Axis Mutual Fund	7,544.78	7,452.88	91.90	1.23	4,636.20	2,908.59	62.74
Baroda Pioneer Mutual Fund	3,398.59	4,429.86	-1,031.27	-23.28	3,731.38	-332.79	-8.92
Bharti AXA Mutual Fund	176.13	216.40	-40.27	-18.61	510.87	-334.74	-65.52
Birla Sun Life Mutual Fund	64,248.56	67,509.57	-3,261.01	-4.83	67,455.00	-3,206.44	-4.75
BNP Paribas Mutual Fund	5,243.24	5,723.34	-480.11	-8.39	4,964.63	278.61	5.61
Canara Robeco Mutual Fund	6,920.15	8,624.88	-1,704.73	-19.77	7,718.89	-798.75	-10.35
Daiwa Mutual Fund	789.08	664.57	124.51	18.74	319.03	470.06	147.34
Deutsche Mutual Fund	12,760.83	11,083.54	1,677.29	15.13	6,461.50	6,299.33	97.49
DSP BlackRock Mutual Fund	30,083.71	30,021.93	61.78	0.21	26,673.68	3,410.03	12.78
Edelweiss Mutual Fund	447.17	258.38	188.79	73.06	215.48	231.70	107.53
Escorts Mutual Fund	205.73	209.42	-3.69	-1.76	197.87	7.87	3.98



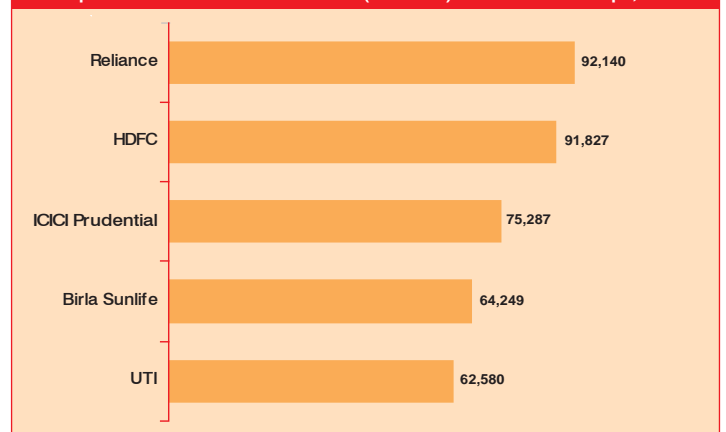
## MF Industry AUM Comparison

Mutual Fund Name	Avg. AUM Jul-Sep 2011	Avg. AUM Apr-Jun 2011	Absolute change over a quarter	% Change over a quarter	Avg. AUM Sep 2010	Absolute change over a year	% Change over a year
Fidelity Mutual Fund	9,216.98	9,462.24	-245.26	-2.59	8,670.88	546.10	6.30
Franklin Templeton Mutual Fund	36,167.27	36,539.44	-372.17	-1.02	43,311.60	-7,144.32	-16.50
Goldman Sachs Mutual Fund	4,357.59	4,115.00	242.59	5.90	2,505.21	1,852.38	73.94
HDFC Mutual Fund	91,827.11	92,032.91	-205.80	-0.22	93,105.58	-1,278.47	-1.37
HSBC Mutual Fund	4,952.13	4,855.36	96.77	1.99	4,809.80	142.33	2.96
ICICI Prudential Mutual Fund	75,286.66	79,856.82	-4,570.15	-5.72	69,754.78	5,531.89	7.93
IDBI Mutual Fund	4,925.81	5,124.11	-198.30	-3.87	2,199.60	2,726.21	123.94
IDFC Mutual Fund	29,357.81	28,578.98	778.83	2.73	19,070.43	10,287.38	53.94
ING Mutual Fund	1,405.79	1,215.41	190.37	15.66	1,521.05	-115.27	-7.58
JM Financial Mutual Fund	6,468.27	5,849.76	618.51	10.57	6,523.68	-55.41	-0.85
JPMorgan Mutual Fund	4,747.70	3,724.13	1,023.57	27.48	8,447.69	-3,699.99	-43.80
Kotak Mahindra Mutual Fund	32,444.51	34,167.04	-1,722.53	-5.04	28,524.71	3,919.80	13.74
L&T Mutual Fund	4,135.49	5,214.71	-1,079.21	-20.70	3,542.51	592.98	16.74
LIC Nomura Mutual Fund	7,075.33	9,338.40	-2,263.06	-24.23	19,726.97	-12,651.63	-64.13
Mirae Asset Mutual Fund	446.62	425.28	21.34	5.02	275.19	171.44	62.30
Morgan Stanley Mutual Fund	1,971.42	2,052.55	-81.13	-3.95	2,351.44	-380.02	-16.16
Motilal Oswal Mutual Fund	277.68	345.05	-67.37	-19.52	305.42	-27.74	-9.08
Peerless Mutual Fund	5,608.38	4,907.94	700.44	14.27	2,622.50	2,985.88	113.86
Pramerica Mutual Fund	1,504.89	1,683.65	-178.77	-10.62	630.01	874.88	138.87
Principal Mutual Fund	4,535.62	5,433.50	-897.88	-16.52	5,641.91	-1,106.29	-19.61
Quantum Mutual Fund	161.27	141.78	19.49	13.74	121.19	40.08	33.07
Reliance Mutual Fund	92,140.26	102,049.43	-9,909.17	-9.71	107,748.54	-15,608.28	-14.49
Religare Mutual Fund	11,042.14	11,342.47	-300.33	-2.65	10,779.85	262.29	2.43
Sahara Mutual Fund	455.83	265.37	190.46	71.77	756.19	-300.36	-39.72
SBI Mutual Fund	47,793.46	47,874.46	-81.00	-0.17	42,100.45	5,693.01	13.52
Sundaram Mutual Fund	15,109.57	14,509.29	600.28	4.14	14,037.07	1,072.51	7.64
Tata Mutual Fund	22,633.78	25,006.17	-2,372.39	-9.49	21,963.64	670.14	3.05
Taurus Mutual Fund	5,367.34	5,021.23	346.11	6.89	2,693.90	2,673.44	99.24
Union KBC Mutual Fund	869.37	298.50	570.87	191.25	NA	NA	NA
UTI Mutual Fund	62,579.86	69,105.09	-6,525.23	-9.44	67,617.72	-5,037.86	-7.45
<b>Total</b>	<b>717,406.5</b>	<b>747,447.25</b>	<b>-30,040.70</b>	<b>-4.02</b>	<b>715,263.79</b>	<b>2,142.75</b>	<b>0.30</b>

**Categorywise AUM as on 30th September 11**



**Top 5 AMCs Based on AAUM (Rs. Crs) As on 30th Sept, 11**



MF Category	September-2011			April 11 - September 11			Category AUM		Quarterly Change(%)
	Sales	Redemptions	Net Sales	Sales	Redemptions	Net Sales	30-Sep-11	30-Jun-11	
Income	59,235	74,498	-15,263	447,244	443,817	3,427	304,075	305,566	-0.49
Equity	4,496	3,095	1,401	27,560	24,456	3,104	154,890	168,966	-8.33
Balanced	385	286	99	2,865	2,159	706	16,327	17,558	-7.01
Liquid/Money Market	435,290	476,368	-41,078	2,985,896	2,939,519	46,377	128,537	142,567	-9.84
Gilt	123	240	-117	1,213	1,780	-567	3,021	3,273	-7.70
ELSS	161	122	39	1,026	1,520	-494	22,501	24,914	-9.69
Gold ETF	1,234	246	988	3,599	941	2,658	8,173	5,568	46.79
Other ETFs	165	351	-186	2,478	2,758	-280	1,861	2,057	-9.53
FOF Investing Overseas	56	112	-56	912	564	348	2,552	2,707	-5.73
<b>Total</b>	<b>501,145</b>	<b>555,318</b>	<b>-54,173</b>	<b>3,472,793</b>	<b>3,417,51</b>	<b>55,279</b>	<b>641,937</b>	<b>673,176</b>	<b>-4.64</b>

Rs. in Crore

\* Source: AMFI

INCOME SCHEMES	Min Amt Rs.	EXIT LOAD
BNP Paribas Flexi Debt Fund	5000	0.75% upto 6 months
BNP Paribas Bond Fund	5000	2% upto 1 year
Birla Sun Life Income Fund	5000	0.50% upto 30 days
Birla Sun Life Income Plus	5000	1% upto 365 days
Birla Sunlife Dynamic Bond Fund	5000	0.50% upto 180 days; Nil after 180 days
Birla Sunlife Medium Term Plan	5000	0.25% upto 90 days
Canara Robeco Income	5000	0.50% upto 6 months
L&T Triple Ace Cumm	2000	1% upto 1 year
DSP BlackRock Bond Fund	5000	0.50% upto 6 months
DSP BlackRock Strategic Bond Fund	5000	0.10% upto 7 days
DWS Premier Bond Fund	5000	1.50% upto 11 months
Axis Dynamic Bond Fund	5000	0.75% upto 12 months
IDFC SSI - Medium Term Plan	5000	0.50% upto 6 months
IDFC SSI - Investment Plan	5000	1% upto 1 year
IDFC Dynamic Bond Fund	5000	NIL
HDFC Income Fund	5000	0.50% upto 6 months
HDFC High Interest Fund	5000	0.50% upto 3 months
HSBC Flexi Debt Fund	10000	0.50% upto 6 months
HSBC Income Fund Investment Plan	10000	0.50% upto 6 months
ICICI Prudential Income Plan	5000 (Gr)	NIL
10 L(Instit.)	25000 (AEP)	
ICICI Prudential Long Term Plan	5000	1% upto 1 year
ICICI Prudential Income Opportunities Fund	5000 (Ret) 10 lacs (Insti)	2% upto 1 year
ING Income Fund	5000	1% upto 365 days Nil after 365 days
JM Income Fund	5000	NIL
Kotak Bond Deposit	5000	1% upto 1 year
Kotak Bond Regular	500000	Nil
LIC Nomura Bond Fund	5000	1% upto 1 year
Principal Income Fund	5000	1% upto 1 year
Reliance Income Fund	5000(Gr&HYD) 25000 (MD) 10000 (QD)	1% upto 30 days
Sahara Income Fund	3000	NIL
SBI Magnum Income Fund	2000	0.50% upto 6 months
Sundaram Bond Saver	5000	0.25% upto 30 days
Tata Income Fund	5000 (Gr) 25000 (QD)	NIL
Templeton India Income Builder	20000 (Plan A)	Plan A: 0.50% upto 6 months,
Account MD & QD : 40000 (Plan A), 25000 (Plan B)	Gr) 10000 (Plan B Gr)	Plan B: 0.50% upto 6 months
Templeton India Income Fund	10000	0.50% upto 6 months
UTI Bond Fund	1000 (Gr) 20000 (Inc)	1.25% upto 180 days; 1% for 180-365 days; Nil after 365 days
UTI Dynamic Bond Fund	10000	0.50% upto 30 days

ARBITRAGE FUND	Min Amt Rs.	EXIT LOAD
HDFC Arbitrage Fund	5000	0.50% upto 6 months
JM Arbitrage Advantage Fund	5000	0.50% upto 30 days
Kotak Equity Arbitrage Fund	5000	0.50% upto 90 days
ICICI Pru Equity & Derivative Fund	5000 (R.)	0.50% upto 6 months
Income Optimiser Plan	5 Crs( Inst.)	Nil after 6 months
ICICI Pru Equity & Derivative Fund Wealth Optimiser Plan	5000	1% upto 1 year
ICICI Pru Blended Fund Plan-A	5000	0.25% upto 1 month
ICICI Pru Blended Fund Plan-B	5000	0.25% upto 90 days
SBI Arbitrage Opportunities Fund	25000	0.25% upto 7 days
SHORT TERM GILT	Min Amt Rs.	EXIT LOAD
Birla Sunlife Gilt ST	5000	Nil
Birla Sun Life Gilt Plus - Liquid	5000	Nil
Canara Robeco Gilt PGS	5000	0.50% upto 6 months
DSP BlackRock Gsec Plan B	5000	Nil
IDFC GSec Short Term	5000	0.25% upto 30 days
HDFC Gilt - Short Term	5000	Nil
HSBC Gilt Fund	10000	0.50% upto 6 months
ICICI Prudential Gilt - Treasury	5000	Nil
ICICI Prudential Gilt - Treasury PF	5000	Nil
ING Gilt Fund	5000	Nil
Kotak Gilt Savings	5000	Nil
Principal Gilt Savings	5000	Nil
SBI Magnum Gilt ST	25000	CDSC: 0.15% upto 15 days
Sundaram Gilt Fund	5000	1% upto 6 months
Tata Gilt Sec- Short Maturity	10000	Nil
Templeton India GSec. Treasury Plan	5000	Nil
LONG TERM GILT	Min Amt Rs.	EXIT LOAD
Birla Sunlife Gilt LT	5000	1% upto 365 days
Birla Sun Life Gilt Plus - Regular	5000	Nil
Birla Sun Life Gilt Plus - PF	5000	1.00% upto 365 days
L&T Gilt Investments	10000	0.25% upto 1 month
DSP BlackRock Gsec Fund	5000	0.10% upto 7 days
DWS Gilt Fund	5000	0.25% upto 1 month
IDFC GSec - Investment Plan	5000	1% upto 1 year
IDFC GSec - PF Plan	5000	1% upto 1 year
HDFC Gilt - Long Term	5000	0.25% upto 3 months
ICICI Prudential Gilt - Investment Plan	5000	Nil
ICICI Prudential Gilt - Investment PF	5000	1% upto 1 year
ING Gilt Fund - PF Dynamic Plan	30000	1.25% upto 365 days
JM GSec Fund - PF Plus	100000	1% upto 365 days
JM Gsec Fund - Regular Plan	5000	Nil
Kotak Gilt Investment	5000	Nil
LIC Nomura Gsec Fund	10000	1% upto 1 year
Principal Gilt Investment	5000	1% upto 365 days
Reliance Gilt Securities Fund	10000	Nil
Sahara Gilt Fund	5000	Nil
SBI Magnum Gilt LT Regular	25000 (Gr) 100000 (D)	0.50% upto 6 months; 0.25% bet 6 & 12 months
Tata Gilt Securities Regular Plan	10000	Nil
Tata Gilt Sec- High Investment Plan	50000	Nil
Tata Gilt Sec- Retirement Planning Sr.	50000	Nil
Templeton India GSec. Fund PF Plan	25000	0.50% upto 3 months
Templeton India GSec.Composite Plan	10000	0.50% upto 3 months
Templeton India GSec. Long Term	10000	Nil

FLOATING RATE INCOME FUNDS	Min Amt Rs.	EXIT LOAD
Birla Floating Rate Fund ST	5000	Nil
Birla Floating Rate Fund LT	5000	0.25% upto 30 days
Canara Robeco Floating Rate Fund	5000	0.25% upto 15 days
L&T ST Floating Rate Fund	5000	Nil
DSP BlackRock Floating Rate Fund	5000	Nil
IDFC Floating Rate Fund	5000	Nil
HDFC Floating ST	5000	Nil
HDFC Floating LT	5000	2% upto 12 months
HSBC Floating Rate ST	100000	Nil
HSBC Floating Rate LT	10000	Nil
ICICI Pru Floating Rate Fund-Plan A	15000	0.25% upto 3 days
ICICI Pru LT Float. Rate Fund-Plan A	15000	0.50% upto 125 days
ING Treasury Management Fund	5000	Nil
JM Floater Fund - ST	5000	Nil
Kotak Floater ST	5000	Nil
Kotak Floater Long Term	5000	0.50% upto 6 months for <= 10 Lacs Nil for > 10 Lacs
LIC Nomura Floating Rate ST	5000	Nil
Principal Floating Rate FMP	5000	Nil
Principal Floating Rate SMP	5000	Nil
Reliance Floating Rate Fund-ST	25000	0.25% upto 3 months
SBI Mag. Income Floating Rate STP	2000	0.50% upto 6 months
SBI Mag. Income Floating Rate LTP	2000	0.50% upto 6 months
Sundaram Flexible Fund -FIP	5000	0.25% upto 30 days
Sundaram Flexible Fund -STP	5000	1% upto 90 days
Tata Floating Rate Fund ST	10000	Nil
Tata Floater Fund	10000	Nil
Templeton Floating Rate ST	5000	Nil
Templeton Floating Rate LT	10000	0.25% upto 30 days
UTI Floating Rate ST	5000	0.75% upto 15 days
SHORT TERM INCOME SCHEMES	Min Amt Rs.	EXIT LOAD
BNP Paribas ST Income Fund 20000(MD & QD)	5000 (Gr)	0.15% upto 30 days
Birla Sunlife Ultra STP	10000	0.25% upto 15 days
L&T Freedom Income STF	3000	Nil
DWS Short Maturity Fund	5000	0.75% upto 5 months
DSP Blackrock Short Term Fund	5000	0.50% upto 6 months
Canara Robeco ST Fund	5000	0.50% upto 90 days
HDFC Short Term Plan	5000	0.50% upto 6 months
HDFC HIF STP	5000	0.25% upto 1 month
Axis Short Term Fund	5000	0.50% upto 6 months
HSBC Income Fund - STP	100000	0.50% upto 6 months
ICICI Pru Short Term Plan 10 Lacs (Instit.)	5000 (Retail)	0.50% upto 6 months
IDFC Super Saver Income STP	5000 (A)	0.50% upto 6 months
ING Short Term Income	5000	0.75% upto 9 months
JM Short Term Plan	5000	0.25% upto 30 days
Kotak Bond STP	5000	0.50% upto 30 days
LIC Nomura Short Term Plan	10000	Nil
Principal Income Short Term	5000	0.25% upto 15 days
Reliance Short-Term Fund	5000	Nil
Religare Short Term Plan	5000	0.25% upto 30 days
SBI Short Horizon Fund - ST Fund	10000	0.25% upto 90 days
Sundaram Select Debt STAP	5000	0.50% upto 14 days
Tata Short Term Bond	10000	0.50% upto 180 days
Templeton India Short Term Income	5000	0.50% upto 9 months
UTI Short Term Income	30000	Nil
MONTHLY INCOME PLANS	Min Amt Rs.	EXIT LOAD
BNP Paribas MIP	5000 (Gr) 20000 (MD & QD)	CDSC: 1 % up to 12 months
Birla Sunlife Monthly Income	5000 (Gr) 25000 (MD & QD)	1% upto 1 year

MONTHLY INCOME PLANS	Min Amt Rs.	EXIT LOAD
Birla Sunlife MIP	5000 (Gr) 25000 (MD)	1% upto 1 year
Birla MIP II-Saving 5 Plan	5000 (Gr)	1% upto 1 year
Birla MIP II-Wealth 25 Plan	25000(MD)	1% upto 1 year
Birla AAF-Conservative Plan (FOF)	5000	Nil
L&T MIP (Div - 10000)	5000 (Gr)	1% upto 1 year
Canara Robeco MIP	5000	1% upto 1 year
DWS Twin Advantage Fund	5000 (Gr)	1% upto 1 year
25000 (MD & QD)		
DSPBR Saving Manager-Cons. Plan	5000	1% upto 1 year
DSPBR Saving Manag-Mod., Aggr.Plan	5000	1% upto 1 year
FT India MIP	20000(A-Gr)	1% upto 1 year
(40000 for MD,QD : Plan A)	10000(B-Gr)	
(25000 for MD,QD : Plan B)		
FT India Life Stage FOF 20s Plan		1% upto 1 year
FT India Life Stage FOF 30s Plan	5000	0.75% upto 1 year
FT India Life Stage FOF 40s Plan		0.75% upto 1 year
FT India Life Stage FOF 50s Plus Plan		1% upto 1 year
HDFC MIP Short Term	5000 (Gr & QD)	1% upto 1 year
HDFC MIP Long Term	25000 (MD)	1% upto 1 year
HDFC Multiple Yield	5000	1% upto 1 year
HDFC Multiple Yield- 2005	5000	1% upto 15 months
HSBC MIP Reg. & Savings	10000 (Gr & QD) 25000 (MD)	1% upto 1 year
ICICI Pru MIP	5000 (Gr) 25000 (Div)	1% upto 1 year
ICICI Pru MIP 25	5000	1% upto 15 months
IDFC MIP	5000	1% upto 1 year
ING MIP Fund	10000 (Gr) 20000 (Div)	1% upto 365 days Nil after 365 days
JM MIP Fund	10000	0.50% upto 182 days
Kotak Income Plus	5000	1% upto 1 year
LIC Nomura Monthly Income Plan	5000 (Gr)	1% upto 1 year
25000 (MD); 15000 (QD)		
Principal MIP / MIP Plus	5000	1% upto 1 year
Reliance MIP	10000 (Gr & QD) 25000 (MD)	1% upto 1 year
SBI Magnum MIP	10000	1% upto 1 year
SBI Mag. Income Plus- Investment	25000	1% upto 1 year
Sundaram MIP	5000	1% upto 1 year
Tata Monthly Income Plan	10000 (Gr)	1% upto 1 year
25000 (MD & QD)		
Tata MIP Plus	5000 (Gr) 10000 (QD & HYD)	1% upto 1 year
UTI Monthly Income	1000 (Gr)	1.50% upto 90 days, 1.25% for 90-180 days,
UTI MIS Advantage Plan	5000 (Gr)	1% for 180-365 days, Nil after 365 days

EQUITY FUNDS	Min Amt Rs.	EXIT LOAD
AIG India Equity Fund / Infrastructure and Economic Reform Fund / World Gold Fund	5000	1% upto 1 year
Bharti AXA Equity Fund / Bharti AXA Focused Infrastructure Fund	5000	1% upto 1 year
Birla Sun Life Midcap Fund / MNC Fund / India GenNext Fund / Equity Fund / New Millennium Fund / Frontline Equity Fund / Special Situations Fund / Dividend Yield Plus / Infrastructure Fund Plan A / Basic Industries Fund / International Equity Fund (Nil)	5000	1% upto 1 year
Birla Sun Life Commodity Equities Fund – Global Multi Commodity Plan, Global Precious Metals Plan & Global Agri Plan	5000	3% upto 30 days; 1% between 30 and 365 days
Birla Sun Life Advantage Fund / Top 100 Fund / Buy India Fund / India Opportunities Fund	5000	0.50% upto 7 days
Canara Robeco Infrastructure Fund / Equity Diversified Fund / Emerging Equities Fund	5000	1% upto 1 year
L&T Growth Fund / Midcap Fund / Contra Fund / Multi Cap Fund / Global Advantage Fund / Hedged Equity Fund / Opportunities Fund (3000)	5000	1% upto 1 year
DWS Alpha Equity Fund / Investment Opportunities Fund	5000	1% upto 1 year
DSP BlackRock Equity Fund / Top 100 Equity Fund / Opportunities Fund / India TIGER Fund / Technology.com Fund/Small & Midcap Fund/World Gold Fund / Natural Resources & New Energy Fund	5000	1% upto 1 year
Fidelity Equity Fund / India Special Situations Fund / International Opportunities Fund / India Growth Fund	5000	1% upto 1 year
Fidelity Wealth Builder Fund	5000	1% upto 1 year
BNP Paribas Equity Fund / Opportunities Fund / Dividend Yield / Future Leaders Fund / China-India Fund	5000	1% upto 1 year
Templeton India Growth Fund / India Equity Income Fund / Franklin India Flexi Cap Fund / Prima Plus / Prima Fund / India Opportunities Fund / FMCG Fund / Pharma Fund / Infotech Fund / Bluechip Fund / High Growth Companies Fund / Asian Equity Fund	5000	1% upto 1 year
HDFC Growth Fund / Equity Fund / Top 200 Fund / Capital Builder Fund / Core & Satellite Fund / Premier Multi-Cap Fund	5000	1% upto 1 year
HSBC Equity Fund / India Opportunities Fund / Progressive Themes Fund / Midcap Equity Fund / Emerging Markets Fund / Dynamic Fund	10000	1% upto 1 year
ICICI Prudential Infrastructure Fund / Top 200 Fund / Discovery Fund / Services Industries Fund / Dynamic Plan / Emerging S.T.A.R. Fund / Banking & Financial Services Fund / Focused Bluechip Equity Fund / Equity Opportunities Fund / Equity and Derivatives - Wealth Optimiser Plan / FMCG Fund / Indo Asia Equity Fund / Technology Fund / Target Returns Fund / Top 100 Fund	5000	1% upto 1 year
IDFC Classic Equity Fund / Premier Equity Fund / Imperial Equity Fund / Enterprise Equity Fund / Strategic Sector (50-50) Equity Fund / India GDP Growth Fund	5000	1% upto 1 year
ING Core Equity Fund / Contra Fund / Mid Cap Fund / Dividend Yield Fund / Domestic Opportunities Fund / Latin America Equity Fund / Optimix Global Commodities Fund / Optimix Multi Manager Equity Fund / Global Real Estate Fund	5000	1% upto 1 year
JM Basic Fund / Emerging Leaders Fund / Equity Fund / Multi Strategy Fund	5000	1% upto 1 year
JPMorgan India Equity Fund / Smaller Companies Fund / JF Greater China Equity Off-shore Fund	5000	1% upto 1 year
Kotak 30/Midcap Fund/Contra Fund/Opportunities Fund/Lifestyle Fund/Select Focus Fund / Equity FOF	5000	1% upto 1 year
LIC Nomura Equity Fund / Growth Fund / Opportunities Fund (5000)	2000	1% upto 1 year
Mirae Asset India Opportunities Fund / Global Commodity Stocks Fund	5000	1% upto 1 year
Morgan Stanley Growth Fund / A.C.E. Fund	5000	1% upto 1 year
Principal Large Cap Fund / Resurgent India Equity Fund / Services Industries Fund / Dividend Yield Fund / Growth Fund / Junior Cap fund / Emerging Bluechip Fund / Global Opportunities Fund (10000)	5000	1% upto 1 year
Reliance Growth Fund / Vision Fund / Equity Opportunities Fund / Equity Fund / Natural Resources Fund / Equity Advantage Fund / Div. Power Sector / Banking Fund / Infrastructure Fund / Regular Savings Equity Plan (500) / Pharma Fund / Media & Entertainment Fund / NRI Equity Fund	5000	1% upto 1 year
Religare Equity Fund / Contra Fund / Growth Fund / Banking Fund / AGILE Fund / Business Leaders Fund	5000	1% upto 1 year
Sahara Growth Fund / Infrastructure Fund / Wealth Plus Fund / Power & Natural Resources Fund / Banking and Financial Services Fund / Midcap Fund / Super 20 Fund	5000	1% upto 1 year
SBI Magnum Midcap Fund / Comma Fund / Multicap Fund / Bluechip Fund (Exit Load: NIL) / NRI Inv Flexi Asset Plan (50000)	5000	1% upto 1 year
SBI Magnum Equity Fund / Multiplier Plus 93	1000	1% upto 1 year
SBI MSFU Contra Fund/Pharma Fund/FMCG Fund/ IT / Emerg. Business Fund / Magnum Global 94 Fund	2000	1% upto 1 year

Note: In accordance with the requirements specified by the SEBI circular dated June 30, 2009, no entry load will be charged for purchase/additional purchase/switch-in accepted by the Fund with effect from August 1, 2009. Similarly, no entry load will be charged with respect to applications for registrations under Systematic Investment Plan/Systematic Transfer Plan accepted by the Fund with effect from August 1, 2009.

EQUITY FUNDS	Min Amt Rs.	EXIT LOAD
Sundaram Growth Fund / India Leadership Fund / Select Focus Fund / S.M.I.L.E Fund / Select Midcap Fund / CAPEX Opportunities Fund / Rural India Fund / Financial Services Opportunities Fund / Entertainment Opportunities Fund	5000	1% upto 1 year
Sundaram Global Advantage	5000	1% upto 1 year
Tata Equity Opportunities Fund / Pure Equity Fund / Select Equity Fund / Life Science & Technology Fund / Growth Fund / Equity PE Fund / Dividend Yield Fund / Infrastructure Fund / Service Industries Fund / Midcap Fund / Contra Fund / Equity Management Fund	5000	1% upto 1 year
Tata Growing Economies Infrastructure Fund	10000	1% upto 1 year
Taurus Bonanza Fund	5000	Nil
Taurus Discovery Fund, Taurus Ethical Fund, Taurus Starshare & Taurus Infrastructure Fund	5000	1% upto 1 year
UTI Banking Sector Fund / Contra Fund / Dividend Yield Fund / Energy Fund / Equity Fund / Infrastructure Fund / Leadership Equity Fund / Master Plus Unit Scheme / Mastershare Unit Scheme / Master Value Fund / Mid Cap Fund / MNC Fund / Opportunities Fund / Pharma & Healthcare Fund / Services Industries Fund / Transportation & Logistics Fund / Top 100 Fund / Wealth Builder Fund – Series II	5000	1% upto 1 year

ELSS	Min Amt Rs.	EXIT LOAD
Birla Sunlife Tax Relief 96 / Birla Sunlife Tax Plan	500	Nil
Canara Robeco Equity Tax saver	500	Nil
L&T Tax Saver	500	Nil
DWS Tax Saving Fund	500	Nil
Fidelity Tax Advantage	500	Nil
BNP Paribas Tax Advantage Fund	500	Nil
Franklin India Taxshield	500	Nil
HDFC Long Term Adv. / HDFC Tax Saver	500	Nil
HSBC Tax Saver	500	Nil
ICICI Prudential Tax Plan	500	Nil
IDFC Tax Saver	500	Nil

ELSS	Min Amt Rs.	EXIT LOAD
ING Tax Savings Fund	500	Nil
Kotak Tax Saver	500	Nil
LIC Nomura Tax Plan	500	Nil
Principal Tax Saving / Personal Tax Saver	500	Nil
Reliance Tax Saver	500	Nil
Sahara Tax Gain	500	Nil
SBI Magnum Tax Gain Fund	500	Nil
Sundaram Tax Saver Fund	500	Nil
Tata Tax Savings Fund	500	Nil
Taurus Tax Shield	500	Nil
UTI Equity Tax Savings Plan	500	Nil

CHILD BENEFIT FUND	Min Amt Rs.	EXIT LOAD
HDFC Children Gift Fund - Investment	5000	3% upto 1 year, 2% between 1-2 yr, 1% between 2-3 yr
HDFC Children Gift Fund - Savings	5000	3% upto 1 year, 2% between 1-2 yr, 1% between 2-3 yr
ICICI Pru Child Care - Study	5000	1% upto 3 years, Nil after 3 years but before age of 18
ICICI Pru Child Care - Gift	5000	1% upto 3 years
LIC Nomura Children's Fund	5000	1% upto 3 years for <= 1 Cr; Nil for > 1 Cr
Principal Child Benefit Fund	5000	1% upto 1 year
SBI Magnum Children's Benefit Plan	1500	Within 1 year 3%, within 2 years 2%, within 3 years 1%
Tata Young Citizen's Fund	500	3% upto 3 years (Compulsory Lock-in Option)
UTI Childrens Career Balanced Plan	1000	< 2 yrs 3%, >= 2 yrs & < 4 yrs 2%, >= 4 yrs & < 5 yrs 1%, >= 5 yrs Nil

INDEX FUNDS	Min Amt Rs.	EXIT LOAD
Birla Sun Life Index Fund	5000	0.50% upto 7 days
Canara Robeco Nifty Index	5000	1% upto 1 year
Franklin India Index Fund - Nifty & Sensex	5000	1% upto 30 days
HDFC Index Fund - Nifty & Sensex	5000	Nil
ICICI Pru Index Fund	5000	0.25% upto 7 days
ICICI Pru Nifty Junior Index Fund	5000	1% upto 1 year
ING Nifty Plus Fund	5000	1% upto 1 year
JM Nifty Plus Fund	5000	Nil
LIC Nomura Index Fund - Nifty, Sensex & Sensex Adv.	2000	1% upto 1 year
Principal Index Fund	5000	1% upto 30 days
SBI Magnum Index Fund	5000	1% upto 7 days
Tata Index Fund - Nifty	1000000	4% upto 90 days
Tata Index Fund - Sensex	5000	4% upto 90 days
Taurus Nifty Index Fund	5000	0.50% upto 180 days
UTI Master Index / Nifty Index Fund	5000	1% upto 15 days

BALANCED FUNDS	Min Amt Rs.	EXIT LOAD
Birla SunLife Freedom Fund / BSL 95 Fund	5000	1% upto 1 year
Canara Robeco Balanced Fund	5000	1% upto 1 year
DSP BlackRock Balanced Fund	5000	1% upto 1 year
FT India Balanced Fund	5000	1% upto 1 year
HDFC Balance Fund / Prudence Fund	5000	1% upto 1 year
ICICI Pru Balanced Fund	5000	1% upto 1 year
ING Balanced Fund	5000	1% upto 1 year
JM Balanced Fund	5000	1% upto 1 year
Kotak Balanced Fund	5000	1% upto 1 year
LIC Nomura Balanced Fund	1000	1% upto 1 year
Principal Balanced Fund	5000	1% upto 1 year
Reliance Reg. Savings Balanced Plan	500	1% upto 1 year
SBI Magnum Balanced Fund	1000	1% upto 1 year
Sundaram Balanced Fund	5000	1% upto 1 year
Tata Balanced Fund	5000	1% upto 1 year
Templeton India Pension Plan	500	3% before age of 58 years (3-year lock-in)
UTI Balanced Fund	5000	1% upto 1 year

MONEY MANAGER SCHEMES	Min Amt Rs.	EXIT LOAD
AIG India Treasury Fund	10000	Nil
Axis Treasury Advantage Fund	5000	Nil
Bharti AXA Treasury Advantage Fund	5000	0.25% upto 15 days
Birla Sun Life Cash Manager	10000	Nil
Birla Sun Life Medium Term Plan	5000	0.25% upto 90 days
Birla Sun Life Savings Fund	10000	Nil
Birla Sun Life ST Opportunities Fund	10000	0.25% upto 30 days
Birla Sun Life Ultra Short Term Fund	10000	0.25% upto 15 days
BNP Paribas Money Plus Fund	10000	0.15% upto 7 days
Canara Robeco Treasury Advantage Fund	5000	Nil
DSP BlackRock Money Manager Fund	5000	Nil
DWS Cash Opportunities Fund	5000	0.25% upto 30 days
DWS Money Plus Advantage Fund	5000	1% upto 12 months
DWS Money Plus Fund	5000	1% upto 3 months
DWS Treasury Fund - Investment Plan	5000	1% upto 4 months
DWS Ultra Short Term Fund	5000	Nil
Fidelity Ultra Short Term Debt Fund	5000	0.10% upto 5 days
HDFC CMF - Treasury Advantage Plan	5000	Nil
HSBC Ultra Short Term Bond Fund	10000	0.25% upto 15 days
ICICI Prudential Flexible Income Regular Plan	5000	Nil
ICICI Prudential Ultra Short Term Plan	5000	0.25% upto 3 months

MONEY MANAGER SCHEMES	Min Amt Rs.	EXIT LOAD
IDFC Money Manager Fund - Investment Plan	5000	0.25% upto 1 month
IDFC Money Manager Fund - Treasury Plan	5000	Nil
IDFC Savings Advantage Fund	5000	0.25% upto 31 days
IDFC Ultra Short Term Fund	5000	1% upto 89 days
ING Treasury Advantage Fund	5000	Nil
JM Floater Fund - Long Term Plan	5000	Nil
JM Money Manager Fund - Regular	5000	0.25% upto 45 days
JP Morgan India Treasury Fund	5000	Nil
Kotak Flexi Debt Scheme	5000	Nil
LIC Nomura Income Plus Fund	5 Lacs	Nil
Mirae Asset Ultra Short Term Bond Fund	5000	Nil
Principal Ultra Short Term Fund	5000	Nil
Reliance Medium Term Fund	5000	Nil
Reliance Money Manager Fund	1 Lac	Nil
Religare Ultra Short Term Fund	5000	Nil
SBI Short Horizon Fund - Ultra Short Term F	10000	0.10% upto 3 days
Sundaram Ultra Short Term Fund	10000	Nil
Tata Treasury Manager Fund	10000	0.25% upto 30 days
Taurus Short Term Bond Fund	5000	Nil
Templeton India Ultra Short Bond Fund	25000	Nil
UTI Treasury Advantage Fund	1 Lac	Nil

Note: Load Structure given above is applicable to retail plans, only for information purpose and subject to change. Kindly re-confirm the same before investing.

## Definitions

For the "Funds Snapshot" section starting page 17

In this Fundz Watch, we have classified the diversified equity funds into different categories or peer-sets to facilitate better comparison. Thus we have made the classifications as (a) Large Cap Funds (b) Mid Cap Funds & (c) Blend Funds on the basis of market capitalisation. We have also formed peer-sets of Index Funds, ELSS Funds & Sectoral Funds.

**Classification criteria:** These are as per our own internal calculations and may or may not match with the classifications made by others ...

- **Large cap stock:** Stock with market capitalisation equal to or above the cut-off market capitalisation where cumulated market capitalisation (calculated in descending order) is 70% of total market capitalization of BSE
- **Large cap fund:** Fund having percentage holding of largecap stock more than or equal to 70% of the portfolio
- **Blend fund:** Fund having percentage holding of largecap stock less than 70% and higher than or equal to 40% of the portfolio
- **Midcap fund:** Fund having percentage holding of largecap stock less than 40% of the portfolio

### Expense Ratio:

The expense ratio of a fund indicates the efficiency and cost effectiveness of the fund. The expenses are incurred to meet the general running expenses of the fund.

Expense Ratio = Total Expenses / Average Net Assets of the Fund

CLOSE ENDED FUNDS	Inception Date	Close-end period in Years	LIQUIDITY WINDOW	EXIT LOAD
Canara Robeco Multicap Fund	02-Feb-07	5	First & Third Wednesday of every month	Balance proportionate unamortized issue expenses on the applicable NAV
Sundaram Select Small Cap Fund	28-Feb-07	5	Every 2nd & 4th Friday of a month (Redemption units not exceeding 10% of holding)	Max 3% before maturity of the scheme

## Corpus (%) in Cash - Diversified Equity Schemes

Scheme Name	31-Aug-11	30-Jun-11
IDFC Equity Fund	23.82	26.92
IDFC Premier Equity Fund	20.32	24.12
Sahara Wealth Plus Fund	14.97	9.82
Sundaram Select Focus Fund	14.80	15.60
Sundaram Growth Fund	11.40	6.58
SBI MSFU - Emerging Business	10.58	7.93
IDFC Small & Midcap Fund	10.22	9.98
L&T Opportunities Fund	9.51	9.32
DWS Alpha Equity Fund	9.40	6.10
Birla Sun life Mid-Cap Fund	9.26	8.06
DWS Investment Opportunity Fund	9.10	6.08
UTI Opportunities Fund	8.91	8.04
Tata Ethical Fund	8.51	1.86
SBI Magnum Multiplier Plus 93	8.09	5.37
ING Core Equity Fund	8.04	4.64
Reliance Equity Opportunities Fund	7.97	6.46
Canara Robeco Equity Diversified Fund	7.90	9.68
Tata Infrastructure Fund	7.85	1.02
Kotak Select Focus Fund	7.79	5.67
Birla Sun life Frontline Equity Fund	7.71	8.16
HSBC India Opportunities Fund	7.54	13.08
Sahara Growth Fund	7.47	13.47
ICICI Prudential Services Industries Fund	7.42	9.68
Sundaram Select Midcap Fund	7.40	8.33
Sahara Infrastructure Fund	7.19	10.89
HSBC Equity Fund	7.13	8.33
SBI Magnum Blue Chip Fund	7.12	8.18
ICICI Prudential Dynamic Plan	7.06	16.60
DSPBR Small & Midcap Fund	6.99	2.21
L&T Growth Fund	6.93	7.64
ICICI Prudential Focused Bluechip Equity Fund	6.92	4.18
ING Midcap Fund	6.89	5.88
Reliance Diversified Power Sector Fund	6.89	3.72
AIG India Equity Fund	6.84	5.34
Birla Sun life Top 100 Fund	6.82	10.03
Franklin India Bluechip Fund	6.49	9.73
HDFC Midcap Opportunities Fund	6.42	7.49
Franklin India Flexi Cap Fund	6.37	5.36
Canara Robeco Infrastructure Fund	6.14	6.60
Kotak Opportunities Fund	5.77	6.46
Birla Sun life Infrastructure Fund	5.76	6.21
SBI Magnum Global Fund 94	5.63	4.92
DSPBR Micro Cap Fund	5.53	5.59
Franklin India Prima Fund	5.46	8.69

Scheme Name	31-Aug-11	30-Jun-11
Kotak Lifestyle Fund	5.44	12.33
Reliance Growth Fund	5.40	3.62
SBI MSFU - Contra	5.35	7.93
Reliance Vision Fund	5.32	5.71
Franklin India Prima Plus Fund	5.24	8.56
JM Equity Fund	5.20	3.77
HDFC Premier Multicap Fund	4.77	8.55
Birla Sun life Equity Fund	4.75	6.34
ICICI Prudential Infrastructure Fund	4.67	8.18
JM Basic Fund	4.64	0.40
IDFC India GDP Growth Fund	4.56	5.96
HDFC Core and Satellite Fund	4.42	0.98
Templeton India Growth Fund	4.15	4.19
L&T Hedged Equity Fund	4.10	5.21
DSPBR Equity Fund	3.98	4.87
Tata Pure Equity Fund	3.96	3.35
Reliance Equity Fund	3.90	5.59
DSPBR T.I.G.E.R. Fund	3.89	3.29
Principal Largecap Fund	3.69	1.24
DSPBR Top 100 Equity Fund	3.68	6.72
Kotak 50	3.68	7.33
UTI Infrastructure Fund	3.62	3.21
Reliance Regular Savings Equity Plan	3.29	3.30
ICICI Prudential Top 100 Fund	3.22	9.65
ICICI Prudential Midcap Fund	3.15	9.23
BNP Paribas Equity Fund	2.85	6.02
Franklin India Opportunities Fund	2.68	5.38
Tata Equity P/E Fund	2.62	2.74
Sundaram SMILE Fund	2.60	3.75
Birla Sun life Advantage Fund	2.55	1.70
Principal Growth Fund	2.55	4.34
IDFC Classic Equity Fund	2.53	1.68
ICICI Prudential Top 200 Fund	2.36	9.96
HDFC Capital Builder Fund	2.21	3.50
BNP Paribas Dividend Yield Fund	2.18	7.28
ICICI Prudential Discovery Fund	1.96	5.84
HDFC Growth Fund	1.51	3.31
HSBC Midcap Equity Fund	1.43	15.69
DSPBR Opportunities Fund	1.41	1.72
Principal Emerging Bluechip Fund	1.24	2.12
Tata Equity Opportunities Fund	0.55	0.20
HDFC Top 200 Fund	0.41	3.68
HDFC Equity Fund	0.03	2.30

## Large Cap Funds

\* Data as on 31st August, 2011

Scheme Name	Date of Inception	Benchmark	Expense Ratio %	As on 30th Sept 2011		% Change over a quarter		% Exposure in Holdings*		
				Corpus in crs	NAV (Rs)	Corpus	NAV	Top Holding	Total of Top 5	Total of Top 10
Birla SL Frontline Equity Fund	30-Aug-02	BSE 200	1.86%	2884.73	78.54	-0.83%	-11.19%	RIL (5.22)	23.09	36.40
Birla SL Top 100 Fund	24-Oct-05	NSE 50	2.32%	302.24	20.65	-6.51%	-10.61%	ITC Ltd (6.49)	24.16	37.71
BNP Paribas Equity Fund	23-Sep-04	NSE 50	2.50%	102.05	32.31	78.84%	-5.36%	Bharti Airtel (7.86)	29.60	44.35
Canara Robeco Equity Diversified Fund	28-Aug-03	BSE 200	2.31%	457.78	51.51	7.19%	-7.79%	HDFC Bank (6.09)	24.28	37.16
Canara Robeco Large Cap Plus Fund	21-Aug-10	BSE 100	2.31%	185.64	9.81	-3.30%	-7.10%	HDFC Bank (6.38)	26.48	41.84
DSPBR Top 100 Fund	10-Mar-03	BSE 100	1.86%	3015.49	91.25	-2.52%	-10.27%	HDFC Ltd (7.88)	30.45	48.99
DWS Alpha Equity Fund	21-Jan-03	NSE 50	2.42%	110.53	68.05	-10.01%	-10.55%	Infosys (7.83)	37.29	59.71
Fidelity Equity Fund	16-May-05	BSE 200	1.84%	3387.30	32.62	2.58%	-8.63%	RIL (6.54)	24.94	39.05
Fidelity India Growth Fund	23-Oct-07	BSE 200	2.32%	327.95	11.35	-3.04%	-8.12%	RIL (6.93)	26.57	43.87
Franklin Ind. Bluechip Fund	01-Dec-93	BSE 30	1.84%	4024.77	199.15	0.12%	-8.05%	Bharti Airtel (8.53)	31.66	45.38
Franklin India Opportunities Fund	21-Feb-00	BSE 200	2.22%	363.24	28.03	-7.04%	-10.21%	RIL (7.01)	30.20	49.18
HDFC Equity Fund	01-Jan-95	NSE 500	1.79%	9432.92	245.41	-3.14%	-12.73%	SBI (7.95)	26.41	41.75
HDFC TOP 200 Fund	11-Oct-96	BSE 200	1.78%	10692.11	187.56	-3.37%	-11.61%	SBI (6.27)	25.58	42.41
HSBC Dynamic Fund	24-Sep-07	BSE 200	2.45%	92.91	9.19	-9.13%	-10.55%	HDFC Bank (7.57)	33.21	56.60
HSBC Equity Fund	10-Dec-02	BSE 200	2.04%	796.08	91.18	-9.41%	-11.99%	HDFC Bank (7.18)	31.16	55.11
HSBC India Opportunities Fund	24-Feb-04	BSE 500	2.37%	165.82	32.27	-6.28%	-8.96%	Bosch (9.56)	31.93	53.33
ICICI Pru Dynamic Fund	31-Oct-02	NSE 50	1.85%	4130.18	95.78	8.28%	-11.26%	RIL (9.79)	33.33	48.18
ICICI Pru Focused Bluechip Equity Fund	25-May-08	NSE 50	1.91%	3104.60	15.12	21.98%	-9.35%	Bharti Airtel (6.94)	29.60	53.06
ICICI Pru Target Returns Fund	28-May-09	BSE 100	2.36%	174.29	12.26	-14.83%	-11.99%	RIL (10.81)	31.83	52.88
ICICI Pru Top 100 Fund	09-Jul-98	NSE 50	2.28%	310.91	119.50	-9.90%	-11.72%	RIL (10.48)	33.77	55.76
ICICI Pru Top 200 Fund	01-Oct-94	BSE 200	2.18%	516.19	98.64	-8.91%	-12.32%	RIL (10.26)	30.17	49.81
IDFC Equity Fund	09-Jun-06	NSE 50	2.50%	400.15	14.17	-11.41%	-12.11%	RIL (6.69)	27.20	45.34
IDFC Imperial Equity Fund	16-Mar-06	BSE 200	2.50%	384.50	17.65	-14.25%	-9.87%	Bharti Airtel (5.89)	26.13	46.93
ING Core Equity Fund	12-May-99	BSE 200	2.50%	42.18	34.59	-3.71%	-10.67%	RIL (5.16)	22.76	35.77
ING Largecap Equity Fund	23-Feb-05	NSE 50	2.50%	6.85	25.02	-12.55%	-11.56%	ITC (8.67)	35.13	55.83
JM Equity Fund	01-Dec-94	BSE 30	2.50%	49.00	30.66	-2.86%	-14.04%	RIL (8.22)	35.51	56.88
JM Multi Strategy Fund	23-Sep-08	BSE 500	2.50%	226.31	11.39	20.05%	-14.33%	RIL (6.76)	27.50	42.53
Kotak 50	29-Dec-98	NSE 50	2.08%	844.41	94.04	-3.94%	-9.03%	RIL (7.54)	32.88	54.08
L&T Growth Fund	17-Sep-01	NSE 50	2.50%	24.16	35.11	11.99%	-10.52%	ICICI Bank (6.42)	25.29	43.97
L&T Hedged Equity Fund	19-Apr-07	NSE 50	2.50%	8.91	12.05	-9.04%	-11.66%	ICICI Bank (7.63)	30.92	45.97
Morgan Stanley A.C.E. Fund	03-Apr-08	BSE 200	2.32%	352.11	13.08	-7.11%	-11.17%	ITC (8.31)	29.86	45.86
Pramerica Equity Fund	06-Dec-10	NSE 50	2.50%	36.10	8.19	-7.50%	-12.12%	ICICI Bank (7.62)	30.45	50.33
Principal Largecap Fund	11-Nov-05	BSE 100	2.27%	411.55	25.01	-5.98%	-11.81%	RIL (4.97)	21.37	35.59
Reliance Equity Fund	30-Mar-06	NSE 50	1.93%	1215.77	11.86	-11.13%	-13.54%	Divis Lab. (5.62)	26.27	48.19
Reliance Top 200 Fund	09-Aug-07	NSE 50	2.01%	902.73	11.38	-10.62%	-13.18%	Infosys (8.59)	31.94	54.06
Reliance Vision Fund	08-Oct-95	BSE 100	1.84%	2527.02	237.65	-9.62%	-12.01%	SBI (6.65)	29.53	52.82
Reliance Quant Plus Fund	18-Apr-08	NSE 50	2.47%	158.07	11.80	11.31%	-14.04%	ITC (9.33)	38.58	66.79
Religare Business Leaders Fund	21-Aug-09	NSE 50	2.50%	34.87	11.15	-0.61%	-10.37%	RIL (8.37)	34.50	57.68
Religare Equity Fund	04-Oct-07	BSE 100	2.50%	19.35	11.53	-4.61%	-8.56%	ICICI Bank (7.48)	31.69	58.04
Religare Growth Fund	09-Aug-07	BSE 100	2.50%	41.42	11.75	-6.15%	-10.31%	RIL (7.49)	34.99	56.09
Sahara Super 20 Fund	31-Jul-09	NSE 50	2.50%	1.27	10.75	-6.25%	-6.25%	Bharti Airtel (8.25)	34.78	56.65
SBI Magnum Bluechip Fund	17-Feb-06	BSE 100	2.07%	752.20	12.77	-7.50%	-10.95%	ITC (6.33)	27.17	40.38
SBI Magnum Equity Fund	01-Jan-91	NSE 50	2.27%	455.59	39.36	-2.88%	-9.97%	Bharti Airtel (6.32)	27.00	47.82
Sundaram Growth Fund	24-Apr-97	BSE 200	2.40%	173.14	81.06	-7.57%	-11.49%	Bharti Airtel (5.99)	23.37	42.36
Sundaram India Leadership Fund	02-Jul-04	NSE 50	2.40%	137.72	37.57	-6.85%	-11.88%	Bharti Airtel (6.82)	25.81	44.18
Sundaram Select Focus Fund	30-Jul-02	NSE 50	2.04%	797.78	78.16	-6.24%	-9.08%	Bharti Airtel (6.51)	26.30	43.35
Tata Pure Equity Fund	07-May-98	BSE 30	2.20%	593.92	89.57	-2.81%	-7.87%	ITC (5.85)	25.12	43.02
UTI Equity Fund	18-May-92	BSE 100	1.59%	1953.64	50.60	-3.62%	-8.28%	ITC (5.06)	22.01	37.04
UTI India Lifestyle Fund	30-Jul-07	NSE 500	1.88%	462.93	11.53	-10.89%	-5.72%	Titan Indus. (5.69)	25.46	45.90
UTI Leadship Equity Fund	30-Jan-06	NSE 50	1.68%	667.23	13.64	-7.91%	-10.91%	ITC (7.80)	30.60	49.28
UTI Mastershare Fund	19-Sep-86	BSE 100	1.86%	2461.56	49.99	-3.47%	-8.56%	Infosys (5.74)	25.44	45.59
UTI Master Plus Fund	31-Dec-91	BSE 30	1.44%	858.29	76.51	-5.11%	-9.01%	ITC (7.47)	27.80	45.92
UTI Opportunities Fund	16-Jul-05	BSE 100	1.94%	1650.11	26.11	4.73%	-4.60%	ITC Ltd (7.58)	26.49	41.65
UTI Top 100 Fund	20-May-09	BSE 100	1.74%	653.24	26.65	-6.13%	-6.95%	ITC Ltd (7.79)	28.42	47.12
<b>Average</b>			<b>2.18%</b>	<b>1183.00</b>		<b>-2.41%</b>			<b>28.96</b>	<b>47.70</b>

## Mid Cap Funds

Scheme Name	Date of Inception	Benchmark	Expense Ratio %	As on 30th Sept 2011		% Change over a quarter		% Exposure in Holdings*		
				Corpus in crs	NAV (Rs)	Corpus	NAV	Top Holding	Total of Top 5	Total of Top 10
Birla SL Buy India	15-Jan-00	BSE 200	2.50%	42.05	39.07	-5.38%	-7.77%	Rallis India Ltd (5.13)	24.27	42.18
Birla SL Div Yield Plus	26-Feb-03	NSE 500	2.15%	994.09	80.88	12.64%	-5.65%	ITC Ltd (4.18)	14.39	24.63
Birla SL India GenNext	05-Aug-05	NSE 50	2.50%	95.76	23.51	9.21%	-8.59%	ITC Ltd (4.47)	20.60	36.16
Birla SL Midcap Fund	03-Oct-02	CNX Midcap	1.91%	1512.95	98.32	-6.84%	-7.88%	Glaxo Cons HC (4.87)	17.91	31.63
Birla SL MNC Fund	27-Dec-99	S&P CNX MNC	2.36%	249.10	208.61	3.95%	-3.96%	Crisil (7.30)	27.44	48.04
Birla SL Pure Value Fund	31-Mar-08	BSE 200	3.66%	71.00	15.77	-7.40%	-6.64%	Rallis India (4.95)	22.32	39.65
Birla SL Small & Midcap Fund	31-May-07	CNX Midcap	2.41%	133.28	11.42	-4.51%	-3.88%	Wabco TVS India (5.79)	21.74	38.03
BNP Paribas Midcap Fund	02-May-06	CNX Midcap	2.50%	29.59	9.36	-3.34%	-3.06%	Indraprastha Gas (4.48)	20.72	37.41
Canara Robeco Emerging Equity Fund	11-Feb-05	BSE 200	2.50%	43.70	21.27	-1.01%	-7.40%	McLeod Russel (4.38)	18.34	34.45
DSPBR Micro Cap Fund	14-Jun-07	BSE Smallcap	2.28%	467.77	14.55	-0.17%	-4.67%	Rallis India (6.65)	23.46	39.08
DSPBR Small & Midcap Fund	14-Nov-06	CNX Midcap	2.01%	1253.11	16.54	0.63%	-6.00%	Trent (4.24)	18.60	31.09
Franklin India High Growth Companies	26-Jul-07	NSE 500	2.06%	654.75	11.23	-9.84%	-12.64%	Infosys (9.49)	35.26	52.29
Franklin India Prima Fund	01-Dec-93	NSE 500	2.04%	772.50	251.40	-4.28%	-8.13%	Guj. State Petronet (5.06)	21.46	37.86
Franklin India Smaller Companies Fund	13-Jan-06	CNX Midcap	2.04%	415.37	12.91	-8.51%	-9.55%	Pidilite (7.20)	26.82	44.32
HDFC Midcap Opportunities Fund	05-Jul-07	CNX Midcap	2.01%	1606.41	15.12	11.27%	-6.29%	IPCA Lab (4.29)	17.54	29.33
HSBC Midcap Equity Fund	19-May-05	BSE Midcap	2.40%	124.08	16.87	-5.69%	-12.14%	Bombay Dyeing (7.95)	30.38	49.55
ICICI Pru Discovery Fund	16-Aug-04	CNX Midcap	1.93%	1760.97	42.82	-0.34%	-12.00%	RIL (6.01)	19.85	34.47



Mid Cap Funds

Scheme Name	Date of Inception	Benchmark	Expense Ratio %	As on 30th Sept 2011		% Change over a quarter		% Exposure in Holdings*		
				Corpus in crs	NAV (Rs)	Corpus	NAV	Top Holding	Total of Top 5	Total of Top 10
ICICI Pru Midcap Fund	28-Oct-04	CNX Midcap	2.30%	292.80	28.45	-9.43%	-10.51%	Natco Pharma (5.01)	21.85	36.86
IDFC Premier Equity Fund	26-Sep-05	BSE 500	2.50%	2388.17	31.97	11.35%	-1.06%	Asian Paints (5.43)	23.73	39.69
IDFC Small & Midcap Fund	07-Mar-08	CNX Midcap	2.06%	1131.36	17.65	1.10%	-4.20%	MAH. & MAH (4.61)	22.54	39.47
ING C.U.B. Fund	11-Sep-06	CNX Nifty Junior	2.50%	23.45	15.50	-8.63%	-10.46%	Coal India (7.87)	23.82	39.28
ING Midcap Fund	06-Jun-05	CNX Midcap 100	2.50%	13.82	19.34	-7.10%	-9.54%	Indraprastha Gas (3.60)	16.43	29.81
JM Basic Fund	25-Mar-97	BSE Basic Inds.Index	2.33%	253.42	11.16	-16.70%	-13.48%	HDFC Bank (8.00)	31.91	52.52
JP Morgan India Smaller Comp. Fund	26-Dec-07	CNX Midcap	2.37%	161.10	7.17	-8.03%	-8.05%	Lupin Ltd (4.44)	18.32	33.34
Kotak Emerging Equity Fund	30-Mar-07	BSE Midcap	2.50%	62.17	10.36	-4.93%	-6.48%	Gillette India (3.84)	17.53	31.84
Kotak Midcap Fund	24-Feb-05	CNX Midcap	2.34%	301.64	23.13	-3.05%	-8.17%	Crisil Ltd (3.34)	15.15	27.35
L&T Midcap Fund	09-Aug-05	CNX Midcap	2.50%	57.14	34.96	-0.66%	-9.59%	Titan Indu. (3.79)	19.61	34.71
Principal Emerging Bluechip Fund	12-Nov-08	CNX Midcap	2.34%	305.14	25.14	-8.64%	-11.20%	Asian Paints (4.81)	18.27	31.73
Reliance Long Term Equity Fund	27-Dec-06	BSE 200	1.94%	1236.82	14.11	-7.35%	-5.94%	Rallis India (7.85)	28.02	45.13
Reliance Small Cap Fund	21-Sep-10	BSE Smallcap	2.21%	508.31	8.90	-6.73%	-7.97%	ABG Shipyard (4.40)	17.10	29.59
Religare Midcap Fund	19-Apr-07	CNX Midcap	2.50%	55.03	14.03	1.69%	-5.07%	Britania Inds. (3.92)	18.20	31.50
Sahara Midcap Fund	22-Jul-02	CNX Midcap	2.44%	12.54	28.30	-3.05%	-6.99%	Chambal Fertil & Chem(3.16)	13.87	26.13
Sahara R.E.A.L. Fund	27-Nov-07	NSE 50	2.50%	5.75	7.38	-7.90%	-7.06%	Federal Bank (6.15)	27.94	48.84
Sahara Star Value Fund	14-Sep-09	BSE 200	2.50%	1.70	10.76	-3.55%	-8.54%	Hi-Tech (5.33)	21.57	39.66
Sahara Wealth Plus Fund Variable	08-Sep-05	NSE 500	1.83%	9.58	20.16	-21.80%	-8.33%	Sun Pharma(3.79)	17.91	33.79
SBI Magnum Global 94	30-Sep-94	CNX Midcap	2.02%	966.65	54.53	-0.45%	-4.40%	PAGE Inds. (4.63)	21.99	39.14
SBI Magnum MidCap Fund	15-Apr-05	CNX Midcap 100	2.33%	244.25	20.86	-3.17%	-7.00%	Swaraj Engines (7.48)	30.29	54.17
SBI MSF Emerging Business	11-Oct-04	BSE 500	2.34%	428.94	43.07	-0.19%	-10.33%	PAGE Inds. (10.03)	37.07	57.51
Sundaram Equity Multiplier Fund	28-Feb-07	CNX Midcap	2.31%	235.73	12.74	-15.63%	-10.72%	Indraprastha Gas (10.89)	38.23	60.91
Sundaram Rural India Fund	12-May-06	BSE 500	2.35%	183.51	14.33	-3.63%	-5.62%	G S F C (6.28)	23.97	41.29
Sundaram SMILE	15-Feb-05	CNX Midcap	2.17%	531.45	28.19	-6.32%	-7.07%	Hindustan Sanitar. (4.78)	20.60	36.20
Sundaram Select Midcap	30-Jul-02	BSE Midcap	1.89%	2209.64	141.33	-1.33%	-7.60%	Indraprastha Gas (5.44)	23.03	40.01
Tata Growth Fund	01-Jul-99	CNX Midcap	2.50%	43.04	40.09	-4.54%	-6.45%	Bank of Baroda (3.54)	15.73	29.27
Tata Life Sci. & Tech Fund	08-Jul-99	NSE 500	2.50%	56.65	64.20	-6.43%	-9.91%	Glaxo Cons HC (13.28)	47.83	73.22
Tata Midcap Fund	19-May-05	CNX Midcap	2.50%	77.79	15.92	-4.51%	-7.05%	Indraprastha Gas (3.96)	16.83	30.51
Taurus Discovery Fund	05-Sep-94	CNX Midcap	2.50%	25.42	13.35	-2.15%	-6.77%	Idea Cellular (6.91)	25.47	44.14
Taurus Ethical Fund	06-Apr-09	S&P CNX 500 Shariah	2.50%	27.32	21.57	-4.23%	-6.70%	Bharti Airtel (6.17)	31.36	53.13
Taurus Starshare	29-Jan-94	BSE 200	2.39%	167.19	52.40	-1.88%	-10.20%	ITC (7.12)	31.19	52.30
UTI Master Value Fund	01-Jun-98	BSE 200	2.18%	709.23	49.37	-0.70%	-6.32%	ICICI Bank (4.43)	15.80	27.39
UTI Midcap Fund	07-Apr-04	CNX Midcap 100	2.21%	311.57	29.92	-3.32%	-4.83%	Eicher Motors (5.42)	19.59	31.32
<b>Average</b>			<b>2.32%</b>	<b>465.30</b>		<b>-3.42%</b>			<b>23.08</b>	<b>39.44</b>

Blend Funds

Scheme Name	Date of Inception	Benchmark	Expense Ratio %	As on 30th Sept 2011		% Change over a quarter		% Exposure in Holdings*		
				Corpus in crs	NAV (Rs)	Corpus	NAV	Top Holding	Total of Top 5	Total of Top 10
AIG India Equity Fund	22-Jun-07	BSE 100	2.38%	157.67	11.92	-3.73%	-4.49%	Hero MotoCorp (6.38)	25.33	44.53
Axis Equity Fund	05-Jan-10	NSE 50	2.14%	669.84	9.82	-7.30%	-10.56%	HDFC Bank (6.94)	34.03	56.37
Birla SL Advantage Fund	24-Feb-95	BSE 30	2.31%	318.12	137.27	-6.40%	-11.49%	TCS (5.17)	18.82	32.84
Birla SL Basic Industries	15-Jan-00	BSE 200	2.47%	89.01	87.62	-9.32%	-9.50%	ICICI Bank (5.19)	22.47	37.43
Birla SL Equity Fund	27-Aug-98	BSE 200	2.04%	823.26	225.85	-10.66%	-10.94%	ITC Ltd (5.47)	23.57	36.42
Birla SL India Opportunities Fund	02-Mar-95	CNX 500	2.50%	40.95	44.41	-14.47%	-14.74%	Wipro (8.73)	32.09	53.68
Birla SL Special Situations Fund	28-Feb-08	BSE 200	2.34%	207.44	8.48	-11.14%	-11.68%	HDFC Bank (5.70)	23.18	39.85
BNP Paribas Div Yield Fund	24-Feb-03	BSE 30	2.50%	12.31	17.43	2.98%	-3.21%	Power Grid Cop. (4.86)	21.69	39.99
Canara Robeco F.O.R.C.E Fund	14-Sep-09	NSE 50	2.34%	159.31	12.44	-16.56%	-10.12%	HDFC Bank (8.32)	28.72	46.62
Canara Robeco Multicap Fund	02-Feb-07	BSE 200	2.33%	45.64	14.77	-7.20%	-8.49%	HDFC Bank (7.27)	24.59	40.04
DSPBR Equity Fund	29-Apr-97	NSE 500	1.88%	2588.82	15.08	-1.30%	-8.88%	HDFC Bank (5.57)	19.95	30.62
DSPBR Focus 25 Fund	10-Jun-10	BSE 30	2.17%	613.46	9.74	-9.45%	-9.17%	HDFC Bank (9.81)	37.78	59.78
DSPBR Opportunities Fund	16-May-00	NSE 500	2.12%	696.82	77.48	-6.23%	-9.92%	Bharti Airtel (4.98)	19.93	33.21
DWS Investment Opportunities Fund	29-Jan-04	BSE 200	2.43%	97.31	32.25	-8.45%	-10.94%	HDFC Bank (6.91)	33.52	52.36
Fidelity India Special Situations Fund	22-May-06	BSE2	2.07%	767.88	16.64	-8.88%	-10.10%	NSE of India (8.31)	27.03	41.96
Franklin Build India Fund	07-Sep-09	NSE 500	2.42%	74.81	10.70	-9.47%	-7.38%	Infosys (6.75)	29.68	50.47
Franklin India Flexicap Fund	02-Mar-05	NSE 500	1.88%	1861.67	29.32	-7.05%	-10.39%	Infosys (9.46)	35.23	51.30
Franklin India Prima Plus	29-Sep-94	NSE 500	1.90%	1714.77	207.23	-2.42%	-7.20%	Bharti Airtel (8.85)	31.37	46.38
HDFC Capital Builder Fund	01-Feb-94	NSE 500	2.21%	520.36	99.46	-6.81%	-11.04%	TCS (6.65)	28.85	52.33
HDFC Core & Satellite Fund	17-Sep-04	BSE 200	2.28%	385.95	35.83	-7.34%	-11.31%	Infosys (8.34)	32.09	51.86
HDFC Growth Fund	11-Sep-00	BSE 30	1.98%	1269.24	79.43	-5.24%	-9.57%	RIL (7.52)	32.80	55.38
HDFC Long Term Equity Fund	10-Feb-06	NSE 50	2.03%	670.63	14.78	-9.31%	-11.00%	ICICI Bank (8.57)	35.51	58.76
HDFC Premier Multicap Fund	06-Apr-05	NSE 500	2.25%	449.49	26.75	-6.46%	-10.86%	Emami (7.58)	32.64	51.90
HSBC Progressive Themes Fund	23-Feb-06	BSE 200	2.59%	189.31	9.92	-8.12%	-13.08%	Kajaria Ceramics (9.74)	33.63	48.78
HSBC Unique Opportunities Fund	21-Mar-07	BSE 200	2.48%	76.62	9.47	-9.88%	-11.66%	Infosys (5.82)	29.18	48.86
ICICI Pru Services Industries Fund	30-Nov-05	CNX Service Sector	2.35%	187.04	15.50	-11.81%	-10.61%	Infosys (6.26)	28.78	48.50
IDFC Classic Equity Fund	27-Jun-05	BSE 200	2.50%	177.30	18.14	-10.25%	-10.48%	Coal India (4.60)	20.53	38.23
IDFC India GDP Growth Fund	11-Mar-09	BSE 500	2.50%	25.70	15.69	-10.96%	-5.47%	ICICI Bank (5.71)	25.96	45.34
ING Contra Fund	10-Mar-06	BSE 200	2.50%	8.05	14.02	-8.43%	-11.88%	ITC (7.47)	28.72	46.09
ING Div Yield Fund	24-Oct-05	BSE 200	2.50%	96.72	21.84	4.29%	-7.10%	ITC (6.80)	23.65	37.09
ING Domestic Opportunities Fund	12-Sep-04	BSE 200	2.50%	48.25	33.38	-7.84%	-9.32%	ITC (6.47)	24.62	38.57
JP Morgan India Equity Fund	14-Jun-07	BSE 200	2.29%	346.75	12.18	-6.32%	-9.72%	ITC (6.76)	27.88	44.70
Kotak Contra	27-Jul-05	NSE 500	2.50%	61.11	18.40	-8.33%	-10.42%	ITC (8.20)	31.77	51.09
Kotak Opportunities Fund	09-Sep-04	NSE 500	2.05%	861.60	41.16	-6.72%	-9.49%	HDFC Bank (5.38)	24.20	40.17
Kotak Select Focus Fund	17-Sep-09	NSE 50	2.47%	156.63	10.59	67.70%	-9.40%	Infosys (5.81)	25.80	41.58
L&T Contra Fund	27-Feb-06	NSE 500	2.50%	8.38	9.19	-4.56%	-8.65%	ICICI Bank (6.72)	24.88	42.00

## Blend Funds

Scheme Name	Date of Inception	Benchmark	Expense Ratio %	As on 30th Sept 2011		% Change over a quarter		% Exposure in Holdings*		
				Corpus in crs	NAV (Rs)	Corpus	NAV	Top Holding	Total of Top 5	Total of Top 10
L&T Opportunities Fund	27-Nov-97	NSE 50	2.50%	82.58	37.36	1.44%	-11.85%	ICI Bank (5.00)	21.57	35.18
Mirae Asset India Opportunities Fund	04-Apr-08	BSE 200	2.41%	185.75	14.99	0.68%	-10.88%	Infosys (5.66)	22.68	34.86
Morgan Stanley Growth Fund	18-Feb-94	BSE 100	1.88%	1396.05	53.42	-8.96%	-12.72%	HDFC Bank (9.51)	39.12	60.05
Principal Div Yield Fund	15-Oct-04	NSE 500	2.46%	105.19	20.75	-5.11%	-9.63%	TCS (5.47)	22.69	39.52
Principal Growth Fund	25-Oct-00	BSE 200	2.35%	207.83	43.85	-9.42%	-11.77%	ICI Bank (4.85)	18.86	31.87
Principal Services Inds. Fund	06-Mar-06	CNX Service Sector	2.48%	82.80	12.35	-9.05%	-12.97%	Bharti Airtel (9.68)	37.64	62.09
Reliance Growth Fund	08-Oct-95	BSE 100	1.78%	6275.61	409.03	-9.81%	-9.11%	BOB (4.43)	19.38	34.74
Reliance Equity Opportunities Fund	31-Mar-05	BSE 100	1.85%	3192.90	33.38	5.31%	-9.02%	Infosys (5.60)	23.85	40.18
Reliance Regular Saving - Equity Plan	09-Jun-05	BSE 100	1.84%	3122.68	26.29	-6.28%	-12.28%	SBI (5.33)	19.84	33.41
Religare Contra Fund	11-Apr-07	BSE 500	2.50%	66.17	14.77	-2.24%	-8.49%	Bharti Airtel (6.87)	26.04	44.55
Sahara Growth Fund	30-Aug-02	NSE 50	2.46%	11.19	73.40	-5.45%	-8.78%	Bharti Airtel(4.51)	20.52	37.11
SBI Magnum COMMA Fund	24-Aug-05	BSE 200	2.20%	499.39	22.05	-5.19%	-7.35%	Power Grid Corp. (9.38)	39.79	59.14
SBI Magnum Multicap Fund	14-Oct-05	BSE 200	2.22%	439.95	14.94	-8.74%	-13.99%	HDFC Bank (7.68)	24.97	42.34
SBI Magnum Multiplier Plus 93	28-Feb-93	BSE 200	1.99%	1112.47	72.28	-4.61%	-9.38%	Nestle (6.64)	28.37	45.32
SBI MSFU Contra Fund	14-Jul-99	BSE 100	1.83%	2908.24	48.58	-7.04%	-12.04%	Bharti Airtel (5.98)	25.02	42.24
SBI One India Fund	17-Jan-07	BSE 200	2.16%	523.34	9.61	-6.89%	-9.08%	ICI Bank (6.25)	23.89	40.87
Tata Capital Builder Fund	14-Sep-06	BSE 30	2.43%	109.50	13.29	-10.76%	-9.54%	3M India (6.18)	29.89	49.04
Tata Contra Fund	26-Sep-05	NSE 500	2.48%	97.62	16.44	-5.14%	-8.90%	HDFC Bank (6.41)	26.85	49.47
Tata Div Yield Fund	28-Sep-04	NSE 500	2.39%	235.77	31.20	17.83%	-7.95%	Crisil (6.42)	23.90	39.32
Tata Equity Management Fund	07-Jul-06	NSE 50	2.40%	140.81	13.38	-5.09%	-6.99%	ITC (6.63)	26.19	45.55
Tata Equity Opportunities Fund	25-Feb-93	BSE 200	2.31%	319.66	72.89	-5.55%	-8.34%	HUL (5.85)	23.59	41.04
Tata Equity P/E Fund	17-May-04	BSE 30	2.16%	689.09	42.02	-5.93%	-10.26%	Mah & Mah (4.16)	19.60	35.32
Tata Ethical Fund	24-May-96	BSE 30	2.44%	108.44	61.23	-14.41%	-6.91%	Guj. Gas Comp. (8.40)	31.92	53.56
Tata Service Industries Fund	10-Mar-05	BSE 30	2.46%	97.55	20.68	-5.85%	-10.44%	HDFC Bank (7.01)	27.25	48.19
Taurus Bonanza Fund	28-Feb-95	BSE 100	2.50%	31.91	37.58	-2.87%	-10.97%	HUL (7.42)	31.22	51.96
Templeton India Growth Fund	02-Sep-96	BSE 30	2.12%	812.19	100.66	-6.54%	-13.50%	Tata Chemicals (9.45)	34.66	55.82
UTI Contra Fund	22-Feb-06	BSE 200	1.80%	165.00	11.54	-11.16%	-11.64%	ITC (6.44)	27.71	47.93
UTI Div Yield Fund	01-Jun-05	BSE 100	1.85%	3439.19	30.53	4.08%	-5.63%	Infosys (5.29)	22.69	38.83
UTI MNC Fund	15-Apr-98	CNX MNC Index	1.56%	201.13	61.21	6.61%	-2.10%	Bosch Ltd (6.89)	28.92	49.31
UTI Services Industries Fund	01-Aug-05	CNX Service Sector	1.57%	245.50	50.94	-10.32%	-13.34%	TCS (7.67)	33.22	53.41
<b>Average</b>			<b>2.24%</b>	<b>657.33</b>		<b>-5.00%</b>			<b>27.31</b>	<b>45.11</b>

## Index Funds

Scheme Name	Date of Inception	Expense Ratio %	As on 30th Sept 2011		% Change over a quarter		% Exposure in Holdings*			
			Corpus in crs	NAV (Rs)	Corpus	NAV	Top Holding	Total of Top 5	Total of Top 10	
Index Fund based on Nifty	Birla Sun Life Index Fund	18-Sep-02	1.50%	32.61	48.81	-7.35%	-12.47%	7.19	29.20	46.71
	Canara Robeco Nifty Index Fund	08-Oct-04	1.00%	4.47	26.24	-7.65%	-12.15%	8.63	35.22	56.35
	Franklin India Index Fund	27-Aug-01	0.98%	134.71	39.04	0.18%	-12.21%	8.81	35.75	57.19
	HDFC Index Fund	17-Jul-02	1.00%	68.80	42.86	21.35%	-12.52%	8.14	33.19	53.12
	ICI Pru Index Fund	26-Feb-02	1.50%	93.13	46.39	3.06%	-11.73%	6.66	26.96	43.18
	LIC Nomura Index Fund	14-Nov-02	0.86%	30.85	27.56	-5.29%	-11.84%	8.56	34.92	55.87
	Principal Index Fund	27-Jul-99	1.00%	15.76	33.90	-9.87%	-12.27%	8.77	35.88	57.36
	Reliance Index Fund Nifty	01-Oct-10	0.40%	62.45	8.10	-6.79%	-12.21%	8.75	35.81	57.25
	SBI Magnum Index Fund	04-Feb-02	1.49%	35.36	42.20	-14.65%	-12.29%	8.25	33.52	53.63
	Tata Index Fund Nifty A	25-Feb-03	1.50%	8.98	29.45	13.24%	-12.48%	8.74	35.65	57.07
Index Fund based on Sensex	UTI Nifty Index Fund	14-Feb-00	1.50%	186.90	30.79	-3.74%	-12.50%	8.77	35.85	57.31
	Franklin India Index Fund	27-Aug-01	1.00%	58.64	46.56	-5.32%	-12.56%	10.29	40.31	65.63
	HDFC Index Fund	17-Jul-02	1.00%	45.04	136.92	-4.21%	-12.66%	10.10	40.11	65.47
	HDFC Sensex Plus	17-Jul-02	1.00%	69.25	206.27	-0.36%	-10.90%	7.42	33.07	54.31
	LIC Nomura Index Fund	14-Nov-02	0.93%	25.27	28.96	-5.17%	-17.95%	10.16	38.77	60.76
	Reliance Index Fund Sensex	01-Oct-10	0.40%	2.69	8.00	9.02%	-12.72%	10.18	40.25	65.39
<b>Average</b>			<b>1.09%</b>	<b>51.79</b>		<b>-1.71%</b>		<b>35.57</b>	<b>57.17</b>	

## ELSS/Tax Saving Schemes

Scheme Name	Date of Inception	Benchmark	Expense Ratio %	As on 30th Sept 2011		% Change over a quarter		% Exposure in Holdings*		
				Corpus in crs	NAV (Rs)	Corpus	NAV	Top Holding	Total of Top 5	Total of Top 10
Axis Long Term Equity Fund	29-Dec-09	BSE 200	2.50%	126.31	11.98	11.90%	-6.89%	HDFC Bank (5.08)	25.65	42.99
Birla Sun Life Tax Plan	16-Feb-99	BSE 30	2.42%	135.12	12.59	-6.02%	-8.44%	SBI (5.41)	23.83	40.99
Birla Sun Life Tax Relief 96	29-Mar-96	BSE 200	1.94%	1417.29	9.74	-5.00%	-11.70%	L&T (5.30)	22.51	36.94
BNP Paribas Tax Advantage	05-Jan-06	BSE 200	2.50%	55.85	13.54	-0.34%	-4.85%	HDFC Bank (6.29)	23.97	37.31
Canara Robeco Equity Tax saver	31-Mar-93	BSE 100	2.33%	302.14	24.29	4.26%	-7.57%	Bharti Airtel (6.23)	23.12	35.90
DSP BR Tax Saver	18-Jan-07	S&P CNX 500	2.08%	770.22	14.90	-7.35%	-11.30%	TCS (4.37)	17.76	30.76
DWS Tax Saving Fund	20-Mar-06	S&P CNX 500	2.50%	65.62	11.83	-7.18%	-10.74%	HDFC Bank (6.99)	33.72	52.45
Franklin India Taxshield	10-Apr-99	S&P CNX 500	2.11%	803.51	200.06	-3.85%	-5.86%	Bharti Airtel (8.72)	31.72	46.46
HDFC Long Term Advantage	02-Jan-01	BSE 30	2.06%	884.40	124.37	-6.38%	-10.79%	ICI Bank (7.98)	35.51	57.39
HDFC Tax Saver	31-Mar-96	S&P CNX 500	1.85%	3032.10	208.45	-4.87%	-11.47%	SBI (5.48)	23.31	37.14
HSBC Tax Saver	05-Jan-07	BSE 200	2.35%	218.18	12.87	-6.23%	-10.60%	TCS (6.05)	27.51	48.07
ICI Pru Tax Plan	19-Aug-99	S&P CNX 500	1.98%	1259.35	126.88	-4.83%	-10.47%	RIL (10.41)	28.27	42.21
IDFC Tax Advantage Fund	29-Dec-08	BSE 200	2.49%	128.82	18.11	-0.38%	-6.85%	ICI Bank (5.60)	24.86	44.65
IDFC Tax Saver	15-Mar-07	BSE 200	2.47%	42.34	13.20	-8.05%	-8.13%	TCS (6.44)	27.96	49.58

## ELSS/Tax Saving Schemes

Scheme Name	Date of Inception	Benchmark	Expense Ratio %	As on 30th Sept 2011		% Change over a quarter		% Exposure in Holdings*		
				Corpus in crs	NAV (Rs)	Corpus	NAV	Top Holding	Total of Top 5	Total of Top 10
ING Tax Saving Fund	28-Mar-05	BSE 100	2.50%	32.76	27.17	-6.75%	-9.22%	ITC (8.55)	27.27	44.27
JM Tax Gain Fund	31-Mar-08	BSE 500	2.50%	44.44	5.87	-13.39%	-13.81%	Eicher Motors (8.18)	32.18	56.94
JPMorgan India Tax Advantage	27-Jan-09	BSE 200	2.50%	3.99	16.89	4.32%	-9.63%	ITC (6.75)	27.52	44.07
Kotak Tax Saver	23-Nov-05	S&P CNX 500	2.22%	467.47	16.21	-8.37%	-11.75%	Infosys (6.33)	27.51	45.15
L&T Tax Saver	18-Nov-05	NSE 50	2.50%	28.33	13.64	-6.26%	-11.43%	ICICI Bank (6.44)	26.77	44.67
LIC Nomura Tax Plan	01-Jan-97	BSE 30	2.06%	35.42	25.70	-5.28%	-12.16%	ITC (8.21)	33.63	55.75
Principal Personal Tax Saver	31-Mar-96	BSE 100	2.18%	519.48	82.44	-9.34%	-12.59%	HDFC Bank (5.16)	23.23	39.51
Principal Tax Saving Fund	31-Mar-96	BSE 200	2.34%	230.39	64.13	-7.54%	-11.34%	ICICI Bank (4.76)	19.29	31.84
Reliance Tax Saver	22-Sep-05	BSE 100	1.88%	2026.56	19.34	-4.77%	-8.03%	Eicher Motors (6.65)	25.31	42.04
Religare Tax Plan	29-Dec-06	BSE 100	2.49%	108.14	16.63	0.25%	-8.02%	ICICI Bank (5.75)	23.60	38.32
Sahara Tax Gain	01-Apr-97	BSE 200	2.48%	10.94	34.12	-2.85%	-8.31%	Cham. Ferti. & Chem. (3.50)	16.49	31.34
SBI Magnum Tax Gain	31-Mar-93	BSE 100	1.80%	4923.06	54.30	-5.21%	-8.37%	Dish TV (5.08)	21.89	37.82
Sundaram Tax Saver	22-Nov-99	BSE 200	1.95%	1406.67	38.63	-3.73%	-8.36%	Cairn India (4.84)	21.30	38.44
Tata Tax Saving Fund	31-Mar-96	BSE 30	2.43%	130.48	43.42	-4.79%	-7.58%	ITC (5.35)	23.24	38.87
Taurus Tax Shield	31-Mar-96	BSE 200	2.50%	68.35	31.65	0.72%	-10.06%	ITC (7.38)	31.46	53.31
UTI Equity Tax Saving	26-Dec-99	BSE 100	2.24%	475.47	36.25	-4.23%	-8.55%	ITC (6.22)	26.08	43.31
<b>Average</b>			<b>2.27%</b>	<b>658.44</b>		<b>-4.05%</b>			<b>25.88</b>	<b>42.95</b>

## Sectoral Funds

Scheme Name	Date of Inception	Benchmark	Expense Ratio %	As on 30th Sept 2011		% Change over a quarter		% Exposure in Holdings*			
				Corpus in crs	NAV (Rs)	Corpus	NAV	Top Holding	Total of Top 5	Total of Top 10	
Technology Funds	BSL New Millennium	15-Jan-00	2.50%	48.93	16.83	-12.29%	-12.80%	Infosys (36.74)	77.87	92.70	
	DSPBR Technology.com	16-May-00	2.49%	55.18	28.19	-12.34%	-12.12%	Infosys (29.44)	62.36	81.90	
	Franklin Infotech	21-Feb-00	2.23%	114.96	56.22	-12.57%	-13.47%	Infosys (46.65)	92.61	95.83	
	ICICI Pru Technology	03-Mar-00	2.47%	99.45	15.53	-14.07%	-16.05%	Infosys (47.13)	81.59	92.64	
	SBI MSFU IT	14-Jul-99	2.49%	40.45	20.16	-12.16%	-12.12%	Infosys (48.34)	86.55	93.64	
<b>Average</b>			<b>2.44%</b>	<b>71.79</b>		<b>-12.69%</b>			<b>80.20</b>	<b>91.34</b>	
Pharma Fund	Reliance Pharma Fund	08-Jun-04	2.23%	603.21	54.07	3.47%	-7.19%	Divis Lab, (11.16)	43.38	66.26	
	SBI Magnum Pharma	14-Jul-99	2.49%	41.56	42.94	-0.64%	-7.93%	Dr. Reddy's Lab (14.85)	56.33	88.61	
	UTI Pharma & Healthcare	28-Jun-99	2.09%	95.63	38.57	1.92%	-6.99%	Sun Pharma (15.53)	56.58	84.57	
<b>Average</b>			<b>2.27%</b>	<b>246.80</b>		<b>1.58%</b>			<b>52.10</b>	<b>79.81</b>	
FMCG Fund	ICICI Pru FMCG Fund	31-Mar-99	2.50%	106.57	76.69	32.89%	3.50%	ITC Ltd (19.96)	47.40	66.98	
	SBI Magnum FMCG	14-Jul-99	2.49%	55.61	32.13	9.49%	-0.96%	ITC Ltd (26.43)	57.19	84.53	
<b>Average</b>			<b>2.50%</b>	<b>81.09</b>		<b>21.19%</b>			<b>52.30</b>	<b>75.76</b>	
Banking Fund	ICICI Pru Banking & Fin. Services Fund	22-Aug-08	2.42%	140.39	15.70	-6.81%	-14.81%	ICICI Bank (20.91)	50.74	71.74	
	Reliance Banking Fund	28-May-03	1.93%	1707.46	88.01	-4.34%	-14.15%	ICICI Bank (15.18)	50.14	73.68	
	Religare Banking Fund	14-Jul-08	2.50%	39.19	17.82	1.89%	-13.50%	ICICI Bank (24.24)	61.64	82.28	
	Sahara Banking & Financial Services Fund	18-Sep-08	2.46%	22.76	26.25	-6.24%	-12.88%	SBI (14.08)	47.53	67.75	
	Sundaram Financial Opportunities	10-Jun-08	2.35%	242.73	16.82	-8.45%	-15.11%	HDFC Bank (9.49)	41.82	62.13	
	UTI Banking Sector Fund	09-Mar-04	2.34%	335.76	36.46	-3.23%	-15.70%	ICICI Bank (22.81)	63.13	79.45	
<b>Average</b>			<b>2.33%</b>	<b>414.71</b>		<b>-4.53%</b>			<b>52.50</b>	<b>72.84</b>	
Infrastructure Fund	AIG Infra. & Economic Reform Fund	25-Feb-08	2.46%	117.93	8.76	-2.25%	-5.08%	Coromandel Intl (6.49)	29.94	51.03	
	Bharti AXA Focused Infra Fund	05-Mar-10	2.50%	26.10	8.34	-8.81%	-11.37%	Bharti Airtel (8.84)	39.77	63.06	
	Birla SL Infrastructure Fund	17-Mar-06	NSE 50	2.26%	380.52	14.31	-10.78%	-9.66%	ICICI Bank (6.09)	22.82	36.60
	Canara Robeco Infrastructure Fund	02-Dec-05	BSE 100	2.39%	131.40	39.55	-7.39%	-10.17%	BHEL (6.45)	28.16	47.22
	DSP BlackRock T.I.G.E.R. Fund	11-Jun-04	BSE 100	1.87%	1904.84	21.12	-8.75%	-5.08%	RIL (3.83)	17.72	32.38
	HDFC Infrastructure Fund	10-Mar-08	NSE 500	1.97%	911.51	10.06	-10.65%	-12.57%	BOB (8.00)	34.19	55.84
	ICICI Pru Infrastructure Fund	31-Aug-05	CNX Infra	1.84%	2462.22	25.38	-13.43%	-11.81%	Bharti Airtel (9.31)	30.47	46.70
	IDFC Infrastructure Fund	08-Mar-11	BSE 200	2.48%	89.90	9.27	-1.53%	-8.26%	Bharti Airtel (8.94)	33.91	55.68
	L&T Infrastructure Fund	27-Sep-07	NSE 50	2.50%	34.94	6.03	-7.44%	-11.58%	RIL (4.91)	21.59	38.27
	LIC Nomura Infrastructure Fund	24-Mar-08	BSE 100	2.29%	129.40	7.85	-14.53%	-12.17%	RIL (9.14)	35.19	56.10
	Reliance Infrastructure Fund	20-Jul-09	BSE 100	1.98%	804.55	7.26	-18.49%	-14.31%	NTPC (5.52)	24.99	44.71
	Religare Infrastructure Fund	21-Sep-07	CNX Infra	2.50%	52.58	7.44	-10.78%	-9.16%	Bharti Airtel (8.88)	28.15	50.58
	Sahara Infrastructure-Variable	03-Apr-06	NSE 50	1.94%	7.97	14.13	-5.22%	-7.72%	Petronet LNG (3.79)	17.63	32.02
SBI Infrastructure Fund - Series 1	06-Jul-07	BSE 100	2.00%	846.03	8.27	-10.62%	-8.62%	Bharti Airtel (8.99)	37.34	62.80	
Sundaram Capex Opp	03-Oct-05	BSE Capital Goods	2.25%	599.72	19.02	-12.98%	-11.26%	Indraprastha Gas (6.59)	23.20	36.68	
Tata Infrastructure Fund	20-Jan-05	NSE 500	1.91%	1355.12	27.76	-12.85%	-12.71%	HDFC Bank (6.46)	25.26	41.64	
Taurus Infrastructure Fund	05-Mar-07	BSE 200	2.50%	16.22	11.41	-7.08%	-11.41%	Bharti Airtel (6.59)	32.86	53.70	
UTI Infrastructure Fund	09-Mar-04	BSE 100	1.80%	2398.36	27.48	-12.78%	-12.40%	L&T (6.76)	25.98	39.79	
<b>Average</b>			<b>2.19%</b>	<b>681.63</b>		<b>-9.80%</b>			<b>28.29</b>	<b>46.93</b>	
Other Sectors	IDFC Strategic Sector 50-50 Fund	03-Oct-08	NSE 50	2.50%	30.06	12.73	-5.36%	-13.35%	HDFC Bank (9.06)	37.89	62.88
	Reliance Div. Power Sector	10-May-04	India Power Index	1.82%	2854.36	57.09	-16.12%	-16.57%	Torrent Power (6.72)	26.80	45.10
	Reliance Media & Entertainment	07-Oct-04	S&P CNX Med & Ent	2.50%	67.81	24.93	-5.82%	-9.84%	Dish TV India (15.68)	55.35	92.22
	Sahara Power & Natural Resources Fund	25-Jun-08	S&P CNX Nifty	2.49%	4.07	11.44	-4.88%	-8.00%	GMDC Ltd (3.86)	19.95	36.74
	Sundaram Entertainment Opp.	16-Jun-08	CNX Media	2.50%	48.08	12.01	-10.75%	-15.81%	Dish TV (13.19)	47.89	74.37
	UTI Energy Fund	12-Nov-07	S&P CNX Energy	1.64%	411.78	9.64	-8.99%	-8.54%	RIL (8.19)	29.69	50.42
UTI Transportation & Logistics	09-Mar-04	BSE 30	2.50%	59.69	26.07	-6.63%	-3.01%	Eicher Motors (6.49)	29.93	51.85	

## International Funds

Scheme Name	Date of Inception	Benchmark	Expense Ratio %	As on 30th Sept 2011		% Change over a quarter		% Exposure in Holdings*		
				Corpus in crs	NAV (Rs)	Corpus	NAV	Top Holding	Equity	Debt / Cash
AIG World Gold Fund	06-Jun-08	Financial Times Glod Mines Total - Price Index	1.28%	224.63	14.96	8.97%	1.53%	Falcon Gold Equity Fund	87.80	12.20
Birla Sun Life International Eq. Fund A	31-Oct-07	S&P Global 1200	2.50%	76.33	8.86	-19.17%	-9.51%	Cock-Cola (5.20)	97.09	2.91
BSL CEF Global Agri Plan	07-Nov-08	Global Agri Business Index	2.50%	12.36	13.76	-1.64%	-15.17%	CF Industries Holdings Inc (8.42)	97.58	2.42
BSL CEF Global Precious Metals Plan	07-Nov-08	Dow Jones Precious Metals Index	2.50%	4.60	13.18	-3.60%	1.07%	Barrick Gold Corp (5.55)	95.48	4.52
BSL CEF Global Multi Commodity Plan	07-Nov-08	MSCI World Index	2.50%	12.95	11.46	-11.65%	-15.36%	CF Industries Holdings Inc (4.34)	94.81	5.19
DSP BlackRock World Energy Fund	14-Aug-09	MSCI World / MSCI World Energy Index	1.24%	236.23	9.99	-16.16%	-14.49%	BlackRock Global Funds – WEF (93.16)	99.44	0.56
DSP BlackRock World Gold Fund	14-Sep-07	FTSE Gold Mines (Cap)	1.20%	1076.68	18.38	7.65%	6.24%	BlackRock Global Funds – WGF	99.43	0.57
DSP BlackRock World Mining Fund	29-Dec-09	HSBC Mining Index	1.24%	137.33	9.60	-9.87%	-18.86%	BlackRock Global Funds – WMF	99.96	0.04
DWS Global Thematic Offshore Fund	11-Sep-07	MSCI World Index	1.49%	18.92	7.69	-12.69%	-9.95%	DWS Invest Global Thematic Fund	99.45	0.55
DWS Global Agribusiness Offshore Fund	14-May-10	MSCI World Index	1.35%	107.53	10.79	5.30%	-9.56%	DWS Invest Global Agribusiness Fund	99.60	0.40
Fidelity Global Real Assets Fund	11-Feb-10	Global Real Assets Blended Index	0.75%	120.73	11.38	-3.63%	-12.60%	Fidelity Global Real Asset Securities Fund	100.00	0.00
Franklin Asian Equity Fund	16-Jan-08	MSCI Asia (ex Japan) Standard Index	2.16%	198.74	9.82	-8.13%	-11.71%	China Shenhua Energy (4.97)	94.48	5.52
HSBC Emerging Markets Fund	17-Mar-08	MSCI Emerging Markets Index	1.52%	47.65	8.12	-12.43%	-21.12%	HSBC GIF Global Emerging Markets Equity	100.00	0.00
ING Global Real Estate Fund	31-Dec-07	S&P BMI World Property Index	0.75%	41.50	9.72	-11.58%	-8.30%	ING Global Real Estate Securities Fund	98.97	1.03
ING Latin America Equity Fund	07-Aug-08	MSCI EM Latin America 10/40 ND Index	0.75%	23.37	9.20	-13.73%	-18.22%	ING (L) Invest Latin America Fund	99.29	0.71
ING Optimix Global Commodities Fund	17-Sep-08	MSCI EM Latin America 10/40 ND Index	0.75%	7.89	11.83	-2.69%	-12.20%	First State Global Umbrella Fund Global Res I(34.75)	79.97	20.03
Mirae Asset Global Comm. Stock Fund	20-Aug-08	MSCI Asia (ex Japan) / MSCI India Energy & Material	2.50%	37.31	10.44	-6.54%	-19.16%	Bhp Billiton Ltd (9.09)	86.58	13.42
Principal Global Opportunities Fund	29-Mar-04	MSCI World Index	1.05%	39.85	15.97	-14.95%	-12.99%	PGI EM Equity Fund	99.20	0.80
Sundaram Global Advantage Fund	15-Sep-07	MSCI Emerging Markets Index	0.75%	67.34	10.33	3.84%	-13.45%	Fidelity South East Asia (14.96)	87.10	12.90
<b>Average</b>			<b>1.51%</b>	<b>131.16</b>		<b>-6.46%</b>			<b>95.59</b>	<b>4.41</b>

## Domestic International Funds

Scheme Name	Date of Inception	Benchmark	Expense Ratio %	As on 30th Sept 2011		% Change over a quarter		% Exposure in Holdings*		
				Corpus in crs	NAV (Rs)	Corpus	NAV	Top Holding	Domestic Equity	Foreign Equity
Birla Sun Life International Eq. Fund - B	31-Oct-07	BSE-200/S&P Global 1200	2.32%	261.36	8.46	-12.65%	-10.89%	RIL (3.22)	56.95	24.47
DSP BR Natural Res. & New Energy F	25-Apr-08	BSE Metal/Oil & Gas	2.26%	141.39	14.10	-1.69%	-3.09%	Castrol India (7.57)	96.12	2.21
Fidelity Int'l Opportunities Fund	28-May-07	BSE 200/MSCI Asia Pacific	2.28%	355.48	12.10	-11.41%	-10.00%	NSE of India (13.41)	73.93	26.07
ICICI Prudential Indo Asia Equity Fund	18-Oct-07	NSE 50 / MSCI Asia	2.19%	196.20	9.63	-14.09%	-9.92%	IOF Asian Equity Fund (33.89)	52.31	70.92
Reliance Natural Resources Fund	26-Feb-08	BSE 200/MSCI World Energy Index	1.87%	1992.90	9.42	-10.99%	-9.73%	BPCL (9.47)	36.70	52.01
Tata Growing Economies Infra Fund (B)	10-Apr-08	BSE 30/MSCI Emerging Market Index	2.08%	96.72	10.60	-11.59%	-9.09%	HDFC Bank (4.86)	65.22	0.00
Templeton India Equity Income Fund	18-May-06	BSE 200	2.00%	1054.24	17.58	-6.98%	-14.23%	Tata Chemicals (8.37)	65.17	30.95
<b>Average</b>			<b>2.14%</b>	<b>585.47</b>		<b>-9.91%</b>			<b>63.77</b>	<b>29.52</b>

## Balance Funds

Scheme Name	Date of Inception	Expense Ratio %	As on 30th Sept 2011		% Change over a quarter		% Exposure in Holdings*			
			Corpus in crs	NAV (Rs)	Corpus	NAV	Equity	Debt	Top Holding	Total of Top 5
Birla Sun Life 95 Fund	10-Feb-95	2.31%	449.28	294.68	6.83%	-6.42%	66.16%	33.84%	HDFC Bank (3.95)	16.09
Birla Sun Life Freedom Fund	12-Oct-99	2.50%	71.50	30.76	-9.46%	-6.22%	68.03%	31.97%	HDFC Bank (4.26)	17.42
Canara Robeco Balanced Fund	01-Feb-98	2.15%	191.75	59.04	-3.51%	-4.44%	69.69%	30.31%	HDFC Bank (4.09)	16.77
DSP BR Balance Fund	27-May-99	2.03%	734.56	62.22	-2.06%	-6.30%	72.89%	27.11%	HDFC Bank (4.13)	14.80
FT India Balance Fund	10-Dec-99	2.28%	235.50	46.87	-5.39%	-5.15%	70.75%	29.25%	Bharti Airtel (6.28)	25.14
HDFC Balance Fund	11-Sep-00	2.11%	421.59	54.65	20.09%	-5.08%	65.95%	34.05%	TCS (2.68)	11.41
HDFC Prudence Fund	01-Apr-94	1.80%	6356.17	202.56	-0.80%	-6.73%	74.45%	25.55%	SBI (3.81)	16.58
ICICI Pru Balance Fund	03-Nov-99	2.29%	289.59	45.13	7.32%	-4.97%	69.09%	30.91%	Bharti Airtel (3.53)	16.07
ING Balance Fund	11-May-00	2.50%	6.08	24.03	-4.73%	-6.28%	65.55%	34.45%	ITC (4.60)	17.18
JM Balance Fund	01-Apr-95	2.50%	8.91	20.81	-14.46%	-8.12%	61.90%	38.10%	ITC (9.33)	38.39
Kotak Balance Fund	25-Nov-99	2.50%	49.18	20.16	-7.77%	-8.93%	69.09%	30.91%	ITC (5.23)	18.70
LIC Nomura Balance Fund	01-Jan-91	1.86%	22.07	51.52	-4.44%	-7.68%	83.14%	16.86%	Magma Fincorp (18.92)	50.27
Principal Balance Fund	14-Jan-00	2.50%	19.16	27.79	-5.78%	-7.98%	66.76%	33.24%	HDFC Bank (4.11)	18.93
Reliance Reg. Saving - Balance Plan	09-Jun-05	2.11%	750.32	20.35	-9.49%	-8.40%	72.83%	27.17%	HDFC Bank (4.97)	19.38
SBI Magnum Balance Fund	31-Dec-95	2.24%	418.64	44.85	-7.64%	-10.01%	72.84%	27.16%	L & T (5.40)	23.78
Sundaram Balance Fund	23-Jun-00	2.48%	66.93	43.68	-6.80%	-9.00%	74.23%	25.77%	TCS (8.55)	35.13
Tata Balance Fund	07-Oct-95	2.34%	320.59	79.26	4.64%	-6.04%	75.14%	24.86%	ITC (4.75)	19.60
UTI Balance Fund	02-Jan-95	1.67%	948.21	74.26	-4.51%	-7.79%	71.36%	28.64%	ONGC (3.73)	15.70
<b>Average</b>		<b>2.23%</b>	<b>631.11</b>		<b>-2.66%</b>		<b>70.55%</b>	<b>29.45%</b>		<b>21.74</b>

Child Care Plans

Scheme Name	Date of Inception	Benchmark	Expense Ratio %	As on 30th Sept 2011		% Change over a quarter		% Exposure in Holdings*		
				Corpus in crs	NAV (Rs)	Corpus	NAV	Top Holding	Equity	Total of Top 5
HDFC Children Gift - Investment	02-Mar-01	CRISIL Bal. Fund Ind.	2.09%	296.38	42.55	-1.27%	-4.95%	VST Industries Ltd. (5.47)	72.16%	19.33
HDFC Children Gift - Saving	02-Mar-01	CRISIL MIP Blen. Ind.	2.25%	67.07	23.62	1.19%	1.22%	VST Industries Ltd. (1.83)	18.35%	8.02
ICICI Pru Child Care - Study	31-Aug-01	CRISIL MIP Blen. Ind.	1.50%	33.49	29.71	-1.32%	-0.99%	Supreme Inds (2.55)	20.89%	9.04
ICICI Pru Child Care - Gift	31-Aug-01	Nifty Mid.50/BSE Small Cap	2.40%	166.44	51.81	-0.78%	-7.22%	RIL (8.41)	83.91%	19.93
Principal Cons. Growth Fund	07-Jan-98	CRISIL Bal. Fund Ind.	2.50%	25.27	78.13	-5.89%	-8.44%	RIL (4.12)	69.85%	16.37
Tata Young Citizen Fund	14-Oct-95	CRISIL Bal. Fund Ind.	2.39%	169.25	14.79	-1.17%	-4.51%	HDFC Bank (2.83)	50.08%	10.57
UTI Children's Career Plan	12-Jul-93	CRISIL MIP Blen. Ind.	1.51%	2808.86	13.97	-1.35%	-1.74%	WYETH (1.67)	36.59%	7.80
<b>Average</b>			<b>2.09%</b>	<b>509.54</b>		<b>-1.51%</b>			<b>50.26%</b>	<b>13.01</b>

Monthly Income Plan (MIP)

Scheme Name	Date of Inception	Expense Ratio %	As on 30th Sept 2011		% Change over a quarter		% Exposure in Holdings*				
			Corpus in crs	NAV (Rs)	Corpus	NAV	Equity	Debt	AAA and Equivalent	AA + & Lower Rated	Avg Maturity (in years)
Birla Sun Life MIP	09-Oct-00	2.09%	177.95	26.95	-14.32%	0.34%	11.90%	88.10%	69.29	18.81	3.03
Birla Sunlife MIP Sav. 5	30-Apr-05	1.23%	459.98	18.21	-20.78%	1.86%	6.99%	93.01%	86.45	6.56	3.52
Birla Sunlife Mont. Income	14-Jul-99	1.74%	614.20	37.45	-5.79%	0.75%	11.63%	88.37%	74.76	13.61	4.24
BNP Paribas MIP	23-Sep-04	2.25%	13.63	14.94	14.73%	0.88%	17.32%	82.68%	72.90	9.78	0.45
HDFC MIP ST	28-Dec-05	1.86%	391.53	17.45	-8.39%	0.14%	16.91%	83.09%	53.01	30.08	1.76
HSBC MIP Reg	24-Feb-04	2.11%	156.62	17.20	-18.00%	0.18%	13.31%	86.69%	81.57	5.12	2.77
ICICI Pru MIP	10-Nov-00	1.94%	530.55	26.16	-8.05%	-0.41%	15.23%	84.77%	55.61	29.16	1.56
ING MIP	23-Feb-05	1.90%	2.92	14.89	-1.02%	-0.13%	14.45%	85.55%	85.55	0.00	0.13
JM MIP	30-Sep-05	2.25%	6.02	15.50	-6.23%	0.83%	13.67%	86.33%	75.16	11.17	0.32
LIC Nomura MIP	01-Jun-03	1.52%	95.28	32.67	-6.36%	-0.86%	17.00%	83.00%	28.67	54.33	2.14
Principal MIP	23-May-02	1.65%	55.42	21.67	-11.53%	0.51%	7.04%	92.96%	83.93	9.03	1.30
SBI Magnum MIP	09-Apr-01	1.99%	332.31	20.34	-6.21%	0.17%	13.14%	86.86%	76.89	9.97	5.69
Tata MIP	27-Apr-02	2.00%	30.97	18.90	-4.91%	0.88%	10.15%	89.85%	89.85	0.00	5.72
UTI Monthly Income Shme	11-Oct-02	1.80%	608.76	20.14	-8.45%	0.52%	12.19%	87.81%	56.88	30.93	3.17
Canara Robeco MIP	31-Mar-96	2.07%	343.55	30.13	-2.33%	0.34%	16.67%	83.33%	80.17	3.16	0.68
DWS Twin Advantage	29-Jan-04	0.72%	33.68	16.91	-6.78%	2.36%	9.42%	90.58%	71.26	19.32	0.62
FT India MIP	28-Sep-00	1.95%	357.64	28.46	-4.70%	0.14%	19.01%	80.99%	50.68	30.31	1.96
Kotak Monthly Income	02-Dec-03	2.15%	84.72	15.79	-19.28%	-0.06%	18.19%	81.81%	41.17	40.64	1.63
L&T MIP	08-Aug-05	2.18%	134.70	20.00	-0.19%	0.42%	15.32%	84.68%	77.54	7.14	2.11
Reliance MIP	13-Jan-04	1.54%	6466.00	21.90	-14.53%	-0.15%	17.91%	82.09%	51.74	30.35	4.98
SBI Mag. Income Plus Inv	12-Nov-03	1.80%	56.30	16.45	-8.10%	0.62%	17.06%	82.94%	51.03	31.91	2.14
Sundaram MIP - Mod.	19-Jan-04	2.00%	31.50	15.23	-16.31%	-1.92%	20.09%	79.91%	64.04	15.87	6.11
Tata MIP Plus	19-Mar-05	2.00%	125.01	16.09	-9.95%	-0.72%	21.24%	78.76%	74.52	4.24	4.02
UTI MIS Advantage	16-Dec-03	1.75%	1021.16	20.37	-9.59%	-0.95%	24.48%	75.52%	37.69	37.83	3.07
Birla Sunlife MIP Wealth25	30-Apr-05	2.03%	334.80	18.12	-15.36%	-0.34%	24.72%	75.28%	65.98	9.30	3.77
DSPBR MIP Fund	20-May-05	2.14%	225.18	19.49	-4.27%	1.00%	23.50%	76.50%	49.63	26.87	1.83
HDFC MIP LT	28-Dec-05	1.52%	9135.62	23.16	-4.30%	-0.96%	24.18%	75.82%	62.14	13.68	3.68
HSBC MIP Saving	24-Feb-04	1.90%	484.77	19.20	-17.17%	-0.76%	22.56%	77.44%	73.28	4.16	2.75
ICICI Prudential MIP 25	27-Feb-05	1.85%	750.64	19.66	-10.35%	-0.53%	25.54%	74.46%	47.16	27.30	1.40
Principal MIP Plus	30-Dec-03	1.62%	65.05	18.48	-18.17%	-1.18%	16.44%	83.56%	72.64	10.92	1.20
Religare MIP	01-Jun-10	2.25%	9.73	10.61	-17.26%	-0.42%	21.96%	78.04%	57.35	20.69	0.40
<b>Average</b>		<b>1.86%</b>	<b>746.33</b>		<b>-9.16%</b>		<b>16.75%</b>	<b>83.25%</b>	<b>65.11</b>	<b>18.14</b>	<b>2.52</b>

Liquid Funds

Scheme Name	Date of Inception	Expense Ratio %	As on 30th Sept 2011		% Change over a quarter		% Exposure in Holdings*			
			Corpus in crs	NAV (Rs)	Corpus	NAV	AAA and Equivalent	AA and Equivalent	Below AA-Including FD	Avg Maturity (in days)
AIG India Liquid Fund	21-Sep-07	0.70%	24.48	1294.46	23.82%	2.07%	100.00	0.00	0.00	25
Birla Sun Life Cash Plus	16-Jun-97	0.20%	15635.76	26.99	-20.94%	2.07%	68.99	0.35	30.66	26
BNP Paribas Overnight Fund	2-Sep-04	0.75%	1221.45	15.31	-3.02%	2.11%	99.56	0.44	0.00	26
Canara Robeco Liquid	09-Jan-02	0.36%	1831.17	1841.32	-33.64%	2.00%	79.90	0.00	20.10	29
DSP BR Liquidity Fund	11-Mar-98	0.65%	3210.37	24.26	20.41%	2.15%	87.82	0.00	12.18	40
DWS Insta Cash Plus	21-Jan-03	0.66%	4649.67	17.05	37.76%	2.05%	100.00	0.00	0.00	29
HDFC CMF Savings Plan	18-Nov-99	0.41%	3423.30	21.39	12.80%	2.18%	100.00	0.00	0.00	25
HDFC Liquid Fund	11-Sep-00	0.37%	10446.14	20.22	244.20%	2.18%	98.77	1.23	0.00	21
HSBC Cash Fund	04-Dec-02	1.00%	387.05	16.28	14.56%	1.88%	100.00	0.00	0.00	10
ICICI Pru Liquid Plan	24-Jun-98	0.21%	18090.50	244.92	-13.10%	2.00%	100.00	0.00	0.00	28
IDFC Cash Fund	02-Jul-01	0.90%	9696.44	18.14	13.09%	2.11%	100.00	0.00	0.00	33
ING Liquid Fund	06-Jan-00	0.61%	362.81	21.33	208.54%	2.13%	100.00	0.00	0.00	24
JM High Liquidity	31-Jan-98	0.23%	3801.84	27.93	26.46%	2.19%	100.00	0.00	0.00	40
JPMorgan India Liquid Fund	16-Sep-08	0.35%	2132.49	12.16	90.08%	2.19%	100.00	0.00	0.00	21
Kotak Liquid Fund	05-Oct-00	0.37%	6259.67	19.64	36.90%	1.95%	85.49	0.00	14.51	26
L&T Liquid Fund	27-Nov-97	0.56%	2234.77	20.29	58.71%	2.07%	97.91	0.00	2.09	23
LIC Nomura Liquid Fund	11-Mar-02	0.43%	2932.14	18.66	-12.01%	2.03%	100.00	0.00	0.00	34
Principal CMF Liquid	25-Oct-00	0.27%	1068.99	15.92	31.51%	2.20%	100.00	0.00	0.00	30

**Liquid Funds**

Scheme Name	Date of Inception	Expense Ratio %	As on 30th Sept 2011		% Change over quarter		% Exposure in Holdings*			
			Corpus in crs	NAV (Rs)	Corpus	NAV	AAA and Equivalent	AA and Equivalent	Below AA-Including FD	Avg Maturity (in days)
Reliance Liquid Treasury	19-Mar-98	0.58%	2774.00	24.41	-28.84%	2.12%	91.33	1.63	7.04	26
Religare Liquid Fund	17-Nov-06	0.17%	4349.81	1377.34	48.66%	2.04%	100.00	0.00	0.00	43
Sahara Liquid Fund Variable	27-Oct-05	0.35%	134.03	1873.51	26.62%	2.21%	100.00	0.00	0.00	28
SBI Magnum Insta Cash	19-May-99	0.30%	1737.69	22.71	-14.40%	2.16%	100.00	0.00	0.00	26
Sundaram Money Fund	01-Mar-00	2.00%	1969.49	20.61	91.40%	1.80%	100.00	0.00	0.00	26
TATA Liquid Fund	29-Aug-98	0.65%	6357.32	2334.83	30.19%	2.05%	100.00	0.00	0.00	30
Templeton India TMA	29-Apr-98	0.85%	2581.66	2503.39	7.26%	2.06%	100.00	0.00	0.00	40
UTI Liquid Fund Cash Plan	23-Jun-03	0.22%	10718.68	1643.34	-27.09%	2.07%	92.14	0.00	7.86	33
<b>Average</b>		<b>0.54%</b>	<b>4539.68</b>		<b>33.46%</b>		<b>96.23</b>	<b>0.14</b>	<b>3.63</b>	<b>29</b>

**Money Manager Funds**

Scheme Name	Date of Inception	Expense Ratio %	As on 30th Sept 2011		% Change over quarter		% Exposure in Holdings*			
			Corpus in crs	NAV (Rs)	Corpus	NAV	AAA and Equivalent	AA and Equivalent	Below AA-Including FD	Avg Maturity (in days)
AIG India Treasury Fund	21-Sep-07	0.70%	99.93	13.10	-22.02%	2.06%	100.00	0.00	0.00	29
AXIS Treasury Advantage Fund	2-Mar-10	0.48%	1424.71	1112.90	31.73%	2.15%	100.00	0.00	0.00	88
Birla Sun Life Cash Manager	14-May-98	0.38%	3507.33	24.89	29.65%	2.15%	77.15	6.63	16.22	120
Birla Sun Life Savings Fund	27-Nov-01	0.58%	6061.80	19.00	-0.58%	2.18%	65.32	13.29	21.39	124
Birla Sun Life Ultra STP	18-Apr-02	0.31%	1001.29	18.49	-16.19%	2.24%	86.02	0.00	13.98	84
BNP Paribas Money Plus Fund	21-Oct-05	0.93%	824.55	15.27	36.25%	2.12%	92.98	7.02	0.00	44
Canara Robeco Treasury Advantage	16-Sep-03	0.43%	1275.78	1671.60	-41.89%	2.06%	71.16	0.00	28.84	44
DSP BlackRock Money Manager Fund	31-Jul-06	0.86%	2650.66	1401.75	8.74%	2.09%	99.09	0.91	0.00	95
DWS Cash Opportunities Fund	22-Jun-07	1.39%	168.49	13.60	45.04%	2.26%	93.94	6.06	0.00	44
DWS Money Plus Fund	24-Mar-06	2.12%	84.49	14.35	28.93%	1.73%	100.00	0.00	0.00	55
DWS Ultra Short Term Fund	21-Oct-03	1.14%	2731.70	16.59	55.10%	2.21%	100.00	0.00	0.00	47
HDFC CMF Treasury Advantage Plan	18-Nov-99	0.56%	16366.62	22.17	4.98%	2.09%	99.09	0.91	0.00	28
HSBC Ultra Short Term Bond Fund	17-Oct-06	1.30%	127.63	13.70	-4.46%	1.80%	100.00	0.00	0.00	61
ICICI Prudential Flexible Income Plan	27-Sep-02	0.29%	12664.12	115.72	1.11%	2.05%	94.57	1.86	3.57	40
ICICI Prudential Ultra Short Term Plan	12-Jun-09	0.09%	132.20	11.38	-21.47%	2.06%	89.01	10.99	0.00	161
IDFC Money Manager - Investment	09-Aug-04	0.42%	1144.10	15.58	2.85%	2.13%	100.00	0.00	0.00	190
IDFC Money Manager - Treasury	18-Feb-03	0.07%	5207.66	16.41	-5.30%	2.11%	98.65	1.35	0.00	65
ING Treasury Advantage Fund	20-Mar-07	0.61%	208.45	13.67	-41.04%	2.07%	100.00	0.00	0.00	12
JM Floater Fund LT	25-Jun-03	0.51%	6.11	16.02	9.69%	2.17%	100.00	0.00	0.00	18
JM Money Manager Fund - Regular	27-Sep-06	0.37%	288.74	14.12	44.94%	2.35%	100.00	0.00	0.00	47
JP Morgan India Treasury Fund	16-Sep-08	0.51%	771.60	12.22	54.80%	2.25%	100.00	0.00	0.00	76
Kotak Flexi Debt Scheme	06-Dec-04	0.65%	1965.68	15.80	48.95%	2.18%	74.19	17.36	8.45	139
L&T Ultra Short Term Fund	27-Nov-02	0.69%	711.36	16.18	-3.62%	2.21%	87.07	0.00	12.93	31
LIC Nomura Income Plus Fund	28-May-07	0.59%	413.29	13.66	-35.16%	1.96%	100.00	0.00	0.00	24
Principal Ultra Short Term Fund	06-Nov-07	0.63%	30.26	13.17	27.36%	2.21%	96.54	3.46	0.00	30
Reliance Medium Term Fund	25-Sep-00	0.50%	2539.00	21.27	59.38%	2.22%	95.95	4.05	0.00	203
Reliance Money Manager Fund	21-Mar-07	0.45%	9458.00	1381.65	-1.05%	2.15%	93.58	5.82	0.60	46
Religare Ultra Short Term Fund	18-Jan-07	0.20%	1289.41	1381.90	-37.26%	2.16%	94.71	5.29	0.00	48
SBI Short Horizon Fund-Ultra ST	19-Jul-07	0.30%	7535.71	13.18	9.45%	2.22%	100.00	0.00	0.00	37
Sundaram Ultra Short Term	23-Apr-07	2.00%	1411.72	13.36	23.73%	1.91%	98.29	1.71	0.00	150
Tata Treasury Manager Fund	10-Jul-07	0.50%	166.33	1357.42	-23.30%	2.14%	100.00	0.00	0.00	62
Taurus Ultra Short Term Bond Fund	01-Dec-08	0.11%	1152.08	1195.62	-7.91%	2.21%	93.71	4.95	1.34	146
Templeton India Ultra-Short Bond	18-Dec-07	0.69%	2551.10	13.06	1.23%	2.18%	98.65	1.35	0.00	47
UTI Treasury Advantage Fund	12-Jul-99	0.34%	10141.33	2593.04	-11.84%	2.20%	81.19	2.49	16.32	102
<b>Average</b>		<b>0.64%</b>	<b>2826.86</b>		<b>7.38%</b>		<b>93.55</b>	<b>2.81</b>	<b>3.64</b>	<b>75</b>

**Income Funds**

Scheme Name	Date of Inception	Expense Ratio %	As on 30th Sept 2011		% Change over a quarter		% Exposure in Holdings* (Excluding Cash)			
			Corpus in crs	NAV (Rs)	Corpus	NAV	GSec	AAA and Equivalent	AA and Equivalent	Avg Maturity (in Yrs)
Birla Sun Life Income Fund	03-Mar-97	0.86%	183.75	37.56	-59.10%	2.51%	0.00	64.43	18.27	1.41
Birla Sun Life Income Plus	21-Oct-95	1.34%	359.33	45.62	9.54%	2.15%	49.55	45.02	0.00	8.09
BNP Paribas Flexi Debt Fund	23-Sep-04	2.15%	72.55	16.98	-5.53%	0.62%	56.23	3.63	35.30	5.97
Canara Robeco Income Fund	19-Sep-02	2.11%	118.77	21.37	-12.01%	1.97%	12.95	40.29	25.23	3.13
DSP BlackRock Bond Fund	29-Apr-97	2.23%	41.74	32.73	-2.11%	2.03%	23.84	35.84	37.08	5.05
DSP BlackRock Strategic Bond	09-May-07	0.90%	626.44	1294.61	26.58%	2.18%	12.57	72.12	15.31	3.20
DWS Premier Bond	21-Jan-03	2.00%	8.92	17.01	-15.13%	2.11%	0.00	41.91	58.08	0.67
HDFC High Interest Fund	11-Apr-97	1.69%	95.63	34.03	-7.45%	1.64%	51.33	29.78	5.83	8.33
HDFC Income Fund	11-Sep-00	1.62%	384.85	23.38	-2.17%	1.81%	45.84	44.67	5.32	8.94
HSBC Flexi Debt Fund	05-Oct-07	1.86%	66.70	13.72	25.45%	2.15%	17.40	56.46	16.55	3.69
HSBC Income Fund Investment	10-Dec-02	1.85%	22.34	17.51	7.20%	2.19%	13.67	68.38	17.95	3.99
ICICI Pru Income Opp. Fund	18-Aug-08	1.69%	110.27	13.85	-43.26%	1.46%	10.95	74.41	11.35	8.23
ICICI Pru Income Plan	09-Jul-98	1.79%	232.27	31.98	-8.35%	1.90%	13.12	73.40	4.62	7.34
IDFC Dynamic Bond Fund	25-Jun-02	2.18%	59.96	19.94	17.80%	2.50%	29.06	29.46	39.76	4.85

## Income Funds

Scheme Name	Date of Inception	Expense Ratio %	As on 30th Sept 2011		% Change over a quarter		% Exposure in Holdings* (Excluding Cash)			
			Corpus in crs	NAV (Rs)	Corpus	NAV	GSec	AAA and Equivalent	AA and Equivalent	Avg Maturity (in Yrs)
IDFC SSIF Investment	14-Jul-00	2.20%	289.19	24.08	-5.11%	2.23%	30.16	33.74	33.05	4.94
ING Income Fund	07-May-05	1.75%	15.04	26.58	-4.75%	1.06%	33.80	61.14	0.00	4.11
JM Income Fund	01-Apr-95	2.25%	11.15	30.35	-3.80%	1.67%	0.00	69.75	5.93	0.27
JPMorgan India Active Bond Fund	27-Jun-08	1.96%	1.51	11.48	-11.70%	1.40%	0.00	100.00	0.00	0.00
Kotak Bond Regular Plan	25-Nov-99	2.23%	35.57	28.49	-2.33%	1.82%	31.99	40.10	27.72	7.92
L&T Triple Ace	31-Mar-97	1.48%	5.09	27.28	0.00%	2.12%	17.12	78.10	0.00	2.68
LIC Nomura Bond Fund	26-Mar-99	1.34%	68.61	29.00	1.66%	4.28%	0.00	71.20	17.50	2.54
Principal Income Fund - LT	25-Sep-00	1.50%	17.57	17.36	-0.17%	2.13%	11.17	57.58	28.91	2.20
Reliance Income Fund	27-Dec-97	1.42%	108.00	33.18	1.89%	1.70%	37.21	62.79	0.00	9.95
Reliance Dynamic Bond Fund	16-Nov-04	0.68%	46.00	13.31	24.32%	2.32%	40.86	42.36	0.00	8.34
Religare Active Income Fund	02-Aug-07	0.54%	766.13	12.18	-9.10%	2.56%	1.26	94.49	3.36	0.56
Sahara Income Fund	22-Feb-02	0.30%	2.69	19.67	-86.09%	2.21%	0.00	71.79	0.00	0.03
SBI Magnum Income Fund	25-Nov-98	1.29%	45.93	24.41	0.55%	1.94%	29.46	46.40	18.75	6.56
Sundaram Bondsaver	12-Nov-97	2.13%	22.39	29.41	-2.65%	1.88%	44.70	23.50	22.70	8.64
Tata Income Fund	19-Mar-97	2.25%	36.46	30.80	0.44%	1.32%	31.64	65.38	0.00	6.95
Templeton India Income	01-Jan-97	1.34%	887.90	34.79	-10.70%	1.99%	0.00	69.53	27.89	1.62
Templeton India Income Builder	24-Jun-97	1.94%	61.22	33.73	2.44%	2.21%	0.00	62.48	19.91	1.67
UTI Bond Fund	04-May-98	1.89%	294.68	29.81	-0.74%	2.97%	12.57	29.82	34.13	3.73
<b>Average</b>		<b>1.65%</b>	<b>159.33</b>		<b>-5.45%</b>		<b>20.58</b>	<b>55.00</b>	<b>16.58</b>	<b>4.55</b>

## Short Term Funds

Scheme Name	Date of Inception	Expense Ratio %	As on 30th Sept 2011		% Change over a quarter		% Exposure in Holdings* (Excluding Cash)			
			Corpus in crs	NAV (Rs)	Corpus	NAV	GSec	AAA and Equivalent	AA and Equivalent	Avg Maturity (in Yrs)
AIG India Short Term Fund	06-Mar-08	0.80%	93.82	1275.07	28.45%	2.23%	0.00	99.36	0.00	0.47
AXIS Short Term Fund	02-Mar-10	0.59%	257.10	11.06	75.61%	2.09%	0.00	98.60	0.00	1.26
Birla Sun Life Dynamic Bond	27-Sep-04	0.79%	2347.47	17.13	25.39%	2.36%	17.89	59.64	17.19	4.30
Birla Sun Life Medium Term Plan	25-Mar-09	0.11%	947.66	11.84	-36.48%	2.14%	0.00	50.16	26.25	0.78
BNP Paribas ST Income	13-Sep-04	1.18%	70.65	15.78	82.79%	2.28%	0.00	88.09	10.13	0.77
Canara Robeco Short Term Fund	31-Mar-09	1.16%	144.18	11.76	119.39%	2.17%	0.00	84.11	13.48	0.76
DSP BlackRock STP	09-Sep-02	0.57%	575.11	17.49	31.93%	2.18%	0.00	68.18	28.20	1.57
DWS Short Maturity Fund	21-Jan-03	1.79%	575.34	18.33	4.72%	2.27%	0.00	71.43	21.95	0.92
HDFC HIF STP	01-Feb-02	1.00%	1138.60	20.16	20.69%	2.09%	0.00	37.24	55.05	1.51
HDFC STP	15-Feb-02	1.00%	745.65	19.77	11.11%	2.08%	0.00	66.35	21.59	1.59
HSBC Income STP	10-Dec-02	0.99%	510.02	17.23	41.03%	2.08%	0.00	89.28	8.85	1.01
ICICI Pru Short Term Plan	25-Oct-01	0.84%	652.59	20.89	37.86%	2.31%	0.00	53.47	39.11	1.57
IDFC SSIF STP	14-Dec-00	1.68%	600.97	21.06	468.78%	2.40%	0.00	56.49	43.32	1.69
ING ST Income	19-Aug-02	0.90%	25.73	19.07	4.93%	2.06%	0.00	97.48	0.00	0.79
JM Short Term Fund	18-Jun-02	0.71%	353.76	20.11	35.56%	2.30%	0.00	100.00	0.00	0.14
Kotak Bond STP	02-May-02	0.89%	1075.93	19.30	28.87%	2.12%	0.29	58.59	35.94	1.76
LIC Nomura Savings Plus Fund	29-May-03	0.68%	362.84	16.12	-17.06%	1.87%	0.00	85.95	0.00	0.09
Morgan Stanley Short Term Bond Fund	26-May-09	0.65%	74.37	11.53	-2.76%	2.04%	0.00	85.64	12.31	0.52
Principal Income STP	23-Apr-02	0.75%	21.62	17.94	-25.22%	2.32%	0.00	74.69	23.28	1.02
Reliance Short Term Fund	23-Dec-02	0.79%	747.00	19.03	-38.11%	1.95%	9.68	42.21	27.42	2.12
Religare Short Term Fund	24-Mar-07	0.37%	809.34	13.73	213.24%	2.76%	0.00	0.26	99.74	0.30
SBI SHDF - Short Term Plan	02-Aug-07	0.69%	407.89	13.28	568.67%	1.86%	13.03	85.72	0.00	2.75
TATA Short Term Bond Fund	08-Aug-02	1.00%	19.99	18.89	2.04%	2.08%	0.00	57.23	14.92	1.27
Templeton India STIP	01-Feb-02	1.30%	4063.76	2045.83	11.52%	2.18%	0.00	66.04	32.12	0.83
UTI Short Term Income Fund	28-Aug-07	0.59%	150.32	17.57	5.33%	2.56%	0.00	46.28	49.52	2.57
<b>Average</b>		<b>0.87%</b>	<b>670.87</b>		<b>67.93%</b>		<b>1.64</b>	<b>68.90</b>	<b>23.21</b>	<b>1.29</b>

## Short Term Gilts

Scheme Name	Date of Inception	Expense Ratio %	As on 30th Sept 2011		% Change over a quarter		Avg Maturity (in years)
			Corpus in crs	NAV (Rs)	Corpus	NAV	
Birla Sun Life Gilt Plus Liquid	06-Sep-99	0.50%	4.35	23.16	-62.98%	1.72%	0.01
Birla Sun Life Gilt ST	31-Oct-99	0.75%	3.52	19.71	-45.26%	1.68%	0.01
DSP BlackRock Treasury Bill	30-Sep-99	0.49%	3.41	21.15	18.40%	1.92%	0.04
HDFC Gilt ST	25-Jul-01	0.50%	11.65	17.14	1.75%	1.65%	1.78
HSBC Gilt Fund	05-Dec-03	0.75%	0.83	12.92	2.47%	1.94%	5.50
ICICI Pru Gilt Treasury	19-Aug-99	1.12%	101.09	26.11	-16.19%	1.64%	0.63
IDFC GSec ST	09-Mar-02	1.00%	0.10	14.39	-16.67%	0.31%	0.00
Kotak Gilt Saving	29-Dec-02	1.28%	5.94	22.89	-12.00%	1.93%	3.67
Religare Gilt Short Duration	09-Feb-08	1.25%	0.03	11.14	0.00%	1.52%	0.00
Sahara Gilt Fund	22-Feb-02	0.33%	0.07	17.81	0.00%	1.86%	0.00
SBI Magnum Gilt ST	30-Dec-00	0.84%	45.03	20.20	-6.19%	1.85%	2.99

Short Term Gilts

Scheme Name	Date of Inception	Expense Ratio %	As on 30th Sept 2011		% Change over a quarter		Avg Maturity (in years)
			Corpus in crs	NAV (Rs)	Corpus	NAV	
Sundaram Gilt	29-Apr-01	1.01%	0.16	15.54	6.67%	0.00%	0.002
Tata Gilt Short Maturity	03-Apr-05	1.50%	47.86	15.97	-20.96%	1.77%	4.03
Templeton GSec Treasury	11-Feb-02	1.19%	46.99	17.60	-18.38%	2.25%	0.02
UTI Gsec STP	24-Nov-03	0.75%	57.89	14.76	-7.99%	1.76%	0.17
<b>Average</b>		<b>0.88%</b>	<b>21.93</b>		<b>-11.82%</b>		<b>1.26</b>

Long Term Gilts

Scheme Name	Date of Inception	Expense Ratio %	As on 30th Sept 2011		% Change over a quarter		Avg Maturity (in years)
			Corpus in crs	NAV (Rs)	Corpus	NAV	
Birla Sun Life Gilt LT	31-Oct-99	1.50%	381.72	29.17	-15.49%	1.50%	9.84
Birla Sun Life Gilt Plus PF	06-Sep-99	1.63%	16.87	25.96	-7.81%	2.60%	8.32
Birla Sun Life Gilt Plus Regular	06-Sep-99	1.49%	95.06	32.61	-0.31%	0.75%	9.09
DSP BlackRock Gsec Fund	29-Sep-99	1.24%	106.38	33.79	64.75%	1.45%	6.82
DWS Gilt Fund	27-Oct-08	1.54%	1.04	11.31	-13.33%	1.88%	3.94
HDFC Gilt LT	25-Jul-01	0.50%	160.46	20.26	-4.19%	1.35%	8.33
ICICI Pru Gilt Investment	19-Aug-99	1.36%	221.18	34.14	-11.27%	1.19%	9.20
ICICI Pru Gilt Investment PF	19-Nov-03	1.38%	138.90	19.66	-3.32%	1.04%	10.95
IDFC GSec Investment	09-Mar-02	2.25%	7.92	19.07	-4.35%	2.30%	6.66
IDFC GSec PF	29-Mar-04	2.25%	17.18	16.12	-12.70%	2.26%	6.54
ING Gilt PF Dynamic	31-Mar-04	1.50%	6.67	16.24	-2.91%	0.88%	6.51
JM Gsec Regular	29-Sep-99	2.25%	21.69	31.52	97.54%	0.31%	2.60
Kotak Gilt Investment	29-Dec-98	1.96%	49.49	33.42	9.73%	0.87%	9.49
L&T Gilt Inv	29-Mar-00	0.96%	1.34	23.12	-7.59%	1.69%	8.93
LIC Nomura Gsec Fund	15-Nov-99	1.06%	88.31	23.71	-4.98%	2.62%	2.55
Principal GSec Fund	23-Aug-01	2.00%	178.20	20.73	0.73%	0.97%	8.90
Reliance Gilt Fund	22-Aug-08	1.41%	70.00	12.48	-1.41%	1.03%	12.10
Religare Gilt Long Duration	09-Feb-08	1.54%	0.56	11.38	-48.62%	1.35%	0.00
SBI Magnum Gilt LT	30-Dec-00	1.20%	50.33	20.18	-67.83%	0.92%	8.49
Tata Gilt LT	06-Sep-99	1.60%	154.25	28.75	-6.84%	0.98%	8.85
Temp. Gsec Composit Plan	21-Jun-99	1.55%	67.34	34.45	2.47%	1.88%	0.87
Temp. Gsec Long Term Plan	07-Dec-01	1.53%	48.13	24.04	1.39%	1.88%	3.15
UTI Gilt Advantage LT	21-Jan-02	1.50%	123.52	21.02	-0.90%	1.63%	6.74
UTI Gsec Investment	23-Aug-99	0.88%	272.50	22.46	1.20%	0.36%	4.84
<b>Average</b>		<b>1.50%</b>	<b>94.96</b>		<b>-1.50%</b>		<b>6.82</b>

Floating Rate Funds

Scheme Name	Date of Inception	Expense Ratio %	As on 30th Sept 2011		% Change over a quarter		% Exposure in Holdings*			Avg Maturity (in years)	
			Corpus in crs	NAV (Rs)	Corpus	NAV	AAA and Equivalent	AA and Equivalent	Below AA- Including FD		
Floating Rate Short Term Funds	Birla SunLife Floating Rate ST	06-Jun-05	0.10%	2199.79	16.85	109.81%	2.19%	80.31	0.00	19.69	0.11
	Canara Robeco Floating Rt ST	04-Mar-05	0.40%	180.52	15.93	-24.61%	2.31%	100.00	0.00	0.00	0.13
	DSP BR Floating Rate F	13-May-05	0.74%	466.32	16.38	8.80%	2.22%	94.86	5.14	0.00	0.67
	HDFC Floating ST	16-Jan-05	0.58%	1927.12	17.25	-18.12%	2.10%	97.12	2.88	0.00	0.05
	ICICI Pru Floating Rate A	21-Mar-05	0.43%	2703.99	156.06	-40.25%	1.96%	100.00	0.00	0.00	0.09
	JM Floater Fund ST	26-Jun-05	0.25%	2.81	16.27	10.63%	1.95%	100.00	0.00	0.00	0.05
	Kotak Floater ST	14-Jul-03	0.57%	2825.70	16.75	-12.05%	2.21%	63.49	8.03	28.48	0.08
	L&T ST Floating Rate	10-Aug-05	0.34%	2.51	14.88	40.22%	2.28%	100.00	0.00	0.00	0.10
	LIC Nomura Float. Rt STP	15-Mar-04	0.60%	139.95	16.60	-2.22%	1.89%	100.00	0.00	0.00	0.07
	Principal Near Term Moderate	14-Sep-05	0.41%	185.29	15.99	-72.54%	2.07%	99.57	0.43	0.00	0.07
	Reliance Floating Rate ST	07-Sep-05	0.59%	1219.00	16.15	-33.21%	2.15%	77.61	22.39	0.00	0.75
	SBI Floating Rate Sav Plus	19-Jul-04	0.40%	184.46	15.88	-68.86%	2.31%	100.00	0.00	0.00	0.04
	Sundaram Flexible Fund STP	30-Dec-04	1.50%	41.15	15.43	-31.90%	2.20%	93.74	6.26	0.00	1.50
	Tata Floater Fund	06-Sep-05	0.25%	4751.24	15.33	-0.90%	2.26%	99.12	0.88	0.00	0.17
	UTI Floating Rate Fund	29-Aug-03	0.44%	2556.66	1660.63	16.28%	1.93%	98.97	1.03	0.00	0.12
	Floating Rate Long Term Funds	Birla Sun Life Floating Rate LT	06-Jun-05	0.14%	183.21	17.60	-40.04%	2.26%	100.00	0.00	0.00
HDFC Floating LT		16-Jan-05	0.01%	992.42	17.70	0.71%	2.32%	100.00	0.00	0.00	0.56
HSBC Floating LT		16-Nov-04	1.00%	383.74	15.62	-16.10%	2.03%	100.00	0.00	0.00	0.08
ICICI Pru LT Floating Rate A		15-Sep-04	0.34%	486.41	15.68	103.76%	1.88%	100.00	0.00	0.00	0.26
Kotak Floater LT		13-Aug-05	0.53%	4031.15	16.30	16.08%	2.29%	79.04	7.67	13.29	0.32
Principal Near Term Conserv.		14-Sep-05	0.41%	403.76	16.22	22.21%	2.26%	99.01	0.99	0.00	0.07
SBI Floating Rate LT		19-Jul-04	0.94%	5.30	15.47	-2.93%	2.25%	100.00	0.00	0.00	0.18
Sundaram Flexible Fund FIP		30-Dec-04	1.50%	1.49	14.85	-18.13%	0.61%	86.40	13.60	0.00	0.25
<b>Average</b>		<b>0.56%</b>	<b>1120.15</b>		<b>-2.09%</b>			<b>94.51</b>	<b>2.93</b>	<b>2.56</b>	<b>0.26</b>



**NJ** **GOAL ACHIEVEMENT PROGRAMME**  
A Unique, Target Based Investment Programme Through SIPs

NJ GAP is a unique goal based investment programme through a Systematic Investment Plan (SIP). Investors in this programme have the flexibility of choosing a monthly investment amount, as well as the investment duration of their choice. NJ GAP would enable the investors to plan for their goals without needing to review, re-invest, or for that matter, time the markets

**What are Systematic Investment Plans?**

Under this plan investors invest a specific amount for a continuous period, at regular intervals. By doing this, the investor has the advantage of rupee cost averaging and it also helps him save, a fixed amount each month, compulsorily. When you opt for SIP, you automatically participate in the market swings. Your amount of investment remaining the same, you buy more number of units in a declining market and less number of units in a rising market, so that you do not panic in turbulent market conditions. As said earlier, SIP results in rupee cost averaging, which means that, when you invest consistently the same amount at regular intervals, your average cost per unit will always remain lower than the average market price, irrespective of how the market is - rising, falling or fluctuating. Where as this will not be true for a one-time investment. An SIP investor gets phenomenal rate of return compared to a one-time investor.

Anyone can enroll for this facility by starting an account with (minimum investment amount) and giving 6/12 post-dated cheques of periodic investment based on one's convenience.

It is very easy to become a systematic investor. All you need to do is plan your savings effectively and set aside some amount of money every month for investing in a fund - ideally a diversified equity fund or balanced fund, since SIP is a long-term investment plan. The procedure involved is also very simple. All you need to do is, give post-dated checks to the fund house. There is another advantage for the investor. He is at a liberty to enter or exit from the scheme whenever he wishes to, depending on the market conditions. So, if you want to stay calm and sail smoothly in turbulent times go for Systematic Investment Plans.

**SIP Calculator**

What will be the value of your investment if you have invested ₹10000/- every month through SIP?

Tenor of SIP/Rate of Return	8%	12%	15%
5 Years	749,667	834,863	906,819
10 Years	1,851,657	2,333,391	2,796,573
15 Years	3,493,451	5,055,760	6,778,631
20 Years	5,939,472	10,001,479	15,169,550

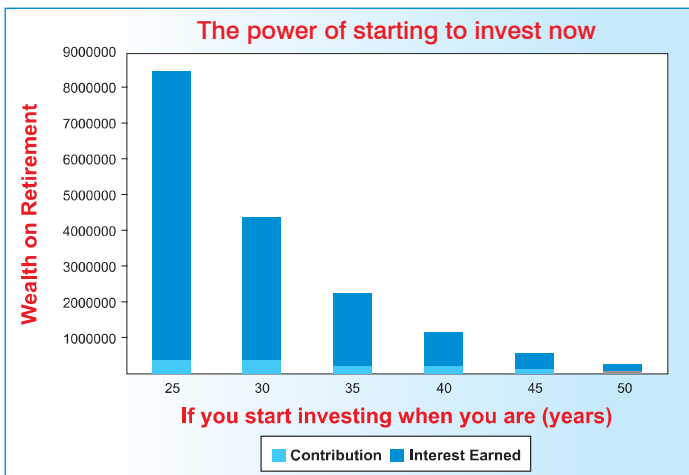
\* with monthly compounding

Hence it pays to start investing early and regularly in life

There is always a "good reason" for not investing, but there is actually an even better reason to start investing right away. In fact, starting sooner rather than later, is one of the best investment decisions you can make.

The key to building wealth is to start investing early and to keep investing regularly. These regular amounts of savings, no matter however small they may be, will possibly go a long way into creating a substantial amount of wealth over a long-term.

If you invest ₹1000 per month into a Mutual Fund with an asset allocation of 70% in equity fund and 30% in income fund (a aggressive approach), which may possibly generate a return of 13%. The graph below show the wealth you would build by the time you retire at an age of 60 years depending upon when you start investing.



Thus we see how big difference it makes if you start investing when you are 25 or when you are 30... almost double or a loss of ₹41.02 lacs. While waiting for another 5 years would mean a loss of ₹21.49 lacs.

## SIP RETURN IN PERCENTAGE AS ON 31ST OCTOBER 2011

Starting-November Month of	2010	2009	2008	2007	2006	2005	2004	2003	2002	2001	2000	1999
Years	1	2	3	4	5	6	7	8	9	10	11	12
Invested Amount	120,000	240,000	360,000	480,000	600,000	720,000	840,000	960,000	1,080,000	1,200,000	1,320,000	1,440,000
Schemes (Diversified Equity Schemes)	Returns % - CAGR											
BNP Paribas Dividend Yield Fund- Gr	-0.93	3.94	18.03	15.44	13.72	12.33	-	-	-	-	-	-
Birla Sun Life Advantage Fund Gr	-12.27	-6.62	7.95	5.50	4.33	5.11	7.56	10.11	14.25	16.13	16.72	16.07
Birla Sun Life Dividend Yield Plus Gr	-3.04	3.82	20.41	18.75	17.22	16.34	16.60	17.63	-	-	-	-
Birla Sun Life Equity Fund - Gr	-12.45	-7.14	8.23	5.92	5.41	7.13	10.51	14.35	19.88	22.10	22.42	21.12
Birla Sun Life Frontline Equity Fund - Gr	-7.06	-1.11	13.20	11.22	10.79	12.48	15.30	17.60	20.92	-	-	-
Birla Sun Life Infrastructure Fund - Gr	-16.48	-11.51	4.82	3.13	3.03	-	-	-	-	-	-	-
Birla Sun Life MNC Fund Gr	1.87	8.44	25.37	21.64	17.95	16.34	16.93	18.14	20.72	21.60	21.63	-
Birla Sun Life Midcap Fund - Gr	-10.23	-5.76	14.12	11.04	10.17	11.20	13.78	16.90	21.51	-	-	-
Birla Sun Life Top 100 Fund - Gr	-5.63	0.66	12.46	9.87	8.55	9.11	-	-	-	-	-	-
Canara Robeco Equity Diversified - Gr	-1.94	2.67	18.03	14.86	13.68	13.87	-	-	-	-	-	-
Canara Robeco Infrastructure - Gr	-4.90	-1.47	12.21	8.84	8.62	-	-	-	-	-	-	-
DSP BlackRock Equity Fund - Reg. Plan - Div	-7.35	-0.54	14.60	12.13	11.83	13.28	16.38	19.41	24.28	26.22	26.01	24.31
DSP BlackRock Micro Cap Fund - Gr	-5.23	2.71	27.11	19.50	-	-	-	-	-	-	-	-
DSP BlackRock Opportunities Fund - Gr	-9.12	-1.36	13.48	10.48	9.36	10.24	13.04	15.72	20.78	23.38	24.06	-
DSP BlackRock Small and Mid Cap - Reg Gr	-5.15	1.83	23.12	18.14	-	-	-	-	-	-	-	-
DSP BlackRock T.I.G.E.R. Fund - Gr	-16.40	-10.71	3.03	1.47	2.02	4.67	9.09	-	-	-	-	-
DSP BlackRock Top 100 Equity Fund Gr	-4.32	0.97	12.66	10.64	10.69	12.48	15.65	17.97	-	-	-	-
DWS Alpha Equity Fund - Gr	-9.97	-4.95	6.52	4.67	5.40	7.40	10.62	13.18	-	-	-	-
DWS Investment Opportunity Fund - Gr	-11.70	-7.67	5.71	3.46	4.81	7.43	10.57	12.98	-	-	-	-
Fidelity Equity Fund - Gr	-3.66	2.98	17.34	13.97	12.37	13.32	-	-	-	-	-	-
Fidelity India Growth Fund - Gr	-3.33	3.23	17.84	14.42	-	-	-	-	-	-	-	-
Fidelity India Special Situations Fund - Gr	-6.79	-0.23	15.31	11.32	9.43	-	-	-	-	-	-	-
Franklin India Bluechip Fund Gr	-1.42	3.67	16.59	13.60	12.21	12.88	15.26	17.17	21.31	23.34	23.79	23.16
Franklin India Flexi Cap Fund - Gr	-5.64	0.43	15.41	12.45	10.76	11.22	13.62	-	-	-	-	-
Franklin India Opportunities Fund-Gr	-7.07	-2.32	9.34	5.80	4.45	5.68	8.77	11.83	16.06	17.66	17.74	-
Franklin India Prima Fund Gr	-7.73	-2.51	16.44	11.98	9.15	8.42	9.69	12.46	18.04	21.63	24.04	23.46
Franklin India Prima Plus Gr	0.22	3.77	15.83	12.53	11.25	12.47	15.22	17.61	21.68	23.57	24.18	23.22
HDFC Capital Builder-Gr	-10.38	-0.90	16.45	12.91	11.66	11.85	13.52	16.42	21.25	23.27	23.63	-
HDFC Core and Satellite Fund - Gr	-14.45	-3.47	16.29	13.02	10.95	10.78	13.03	-	-	-	-	-
HDFC Equity Fund - Div	-12.34	-1.16	18.17	15.49	13.98	14.45	17.18	19.60	24.03	26.25	27.13	26.18
HDFC Growth Fund Gr	-4.41	2.62	16.62	12.91	12.36	13.61	16.05	18.38	22.44	24.27	24.58	-
HDFC Mid Cap Opportunity Fund - Gr	-1.76	6.25	24.38	19.36	-	-	-	-	-	-	-	-
HDFC Premier Multi-Cap Fund - Gr	-9.27	-0.98	16.64	13.17	11.20	11.17	-	-	-	-	-	-
HDFC Top 200 Fund - Gr	-8.40	0.05	15.71	13.70	13.29	14.26	17.10	19.55	24.11	26.48	27.14	-
HSBC Equity Fund - Gr	-9.77	-2.90	7.20	4.94	5.33	7.09	9.98	12.79	-	-	-	-
HSBC India Opportunities Fund - Gr	-5.37	0.07	9.95	6.35	5.14	6.31	9.15	-	-	-	-	-
ICICI Prudential Discovery Fund Gr	-11.32	-1.94	21.55	18.59	15.84	14.74	16.29	-	-	-	-	-
ICICI Prudential Dynamic Plan-Cum	-6.35	1.18	15.46	12.69	11.41	12.61	15.97	19.12	22.67	-	-	-
ICICI Prudential Focused Bluechip Equity Fund - Gr	-0.40	5.93	19.38	-	-	-	-	-	-	-	-	-
ICICI Prudential Infrastructure Fund - Gr	-16.20	-9.67	2.25	1.07	3.07	6.70	-	-	-	-	-	-
ICICI Prudential MidCap Fund - Gr	-15.55	-9.26	10.94	5.91	3.69	4.16	7.18	-	-	-	-	-
ICICI Prudential Services Industries Fund - Gr	-7.82	-2.68	11.17	6.30	4.14	-	-	-	-	-	-	-
ICICI Prudential Top 100 Fund - Gr	-4.21	0.87	11.86	9.29	8.28	9.17	12.05	14.39	17.78	19.28	19.53	18.49
ICICI Prudential Top 200 Fund - Gr	-9.50	-2.14	11.88	8.88	7.35	8.21	11.14	13.85	18.25	20.84	-	-
IDFC Classic Equity Fund - Plan A - Gr	-10.23	-5.59	6.10	3.58	3.48	4.86	-	-	-	-	-	-
IDFC Equity Fund - Plan A - Gr	-5.57	-0.26	10.71	7.09	6.36	-	-	-	-	-	-	-
IDFC Imperial Equity Fund - Plan A - Gr	-4.80	-0.37	10.08	8.64	8.91	-	-	-	-	-	-	-
IDFC Premier Equity Fund - Plan A - Gr	5.50	8.38	25.63	20.39	20.00	21.06	-	-	-	-	-	-
ING Core Equity Fund Gr	-8.06	-0.60	12.19	8.43	7.38	8.14	10.77	13.42	16.16	16.90	16.53	14.68
ING Dividend Yield Fund Gr	-1.92	4.12	22.23	18.74	17.35	16.47	-	-	-	-	-	-
ING Midcap Fund - Gr	-8.31	-2.59	13.98	8.79	6.41	6.11	-	-	-	-	-	-
JM Equity Fund Gr	-11.60	-7.25	3.77	0.14	-1.14	-0.31	2.40	5.24	9.49	12.06	12.76	11.90
Kotak 50 Equity Scheme Div	-5.51	-0.69	10.45	7.42	7.34	8.81	12.10	15.05	19.49	21.59	21.82	20.53
Kotak Contra Scheme - Gr	-7.99	-4.75	9.02	7.27	6.73	7.36	-	-	-	-	-	-
Kotak Midcap - Gr	-8.66	-1.60	16.10	10.92	7.94	7.54	-	-	-	-	-	-
Kotak Opportunities Fund - Gr	-8.43	-3.07	10.93	7.64	7.78	9.35	12.87	-	-	-	-	-
L&T Growth Fund - Gr	-6.44	-0.26	11.86	7.81	6.03	6.52	8.50	11.16	14.95	17.06	-	-
L&T Midcap Fund - Cum	-17.10	-8.13	12.67	9.33	7.99	8.31	10.06	-	-	-	-	-
L&T Opportunites - Cum	-13.52	-7.37	9.12	5.99	6.31	8.50	10.80	13.16	15.27	15.76	15.39	13.95
Mirae Asset India Opportunities Fund - Gr	-4.52	2.42	20.55	-	-	-	-	-	-	-	-	-
Morgan Stanley Growth Fund - Gr	-14.08	-6.56	8.00	5.23	3.89	4.37	6.82	9.05	12.19	13.83	14.43	13.65
Principal Dividend Yield Fund - Gr	-11.70	-3.05	12.39	9.22	8.20	7.53	8.17	-	-	-	-	-
Principal Growth Fund Gr	-15.17	-9.30	4.15	0.85	-0.29	0.37	2.65	5.54	9.92	12.54	13.71	-
Principal Large Cap Fund - Gr	-11.89	-3.91	13.24	10.43	9.64	-	-	-	-	-	-	-
Reliance Diversified Power Sector Fund - Gr	-26.44	-20.92	-4.75	-3.40	1.59	7.32	13.83	-	-	-	-	-
Reliance Equity Fund - Gr	-15.10	-12.55	-2.40	-2.46	-1.35	-	-	-	-	-	-	-
Reliance Equity Opportunities Fund - Gr	-2.52	4.44	24.07	19.03	15.73	15.38	-	-	-	-	-	-
Reliance Growth Fund Gr	-9.75	-4.98	11.69	9.26	9.29	11.01	14.53	18.82	25.50	29.24	30.70	29.30
Reliance Long Term Equity Fund - Gr	-12.43	-4.49	11.70	8.95	-	-	-	-	-	-	-	-
Reliance Quant Plus Fund - Retail Gr	-6.09	1.85	13.39	-	-	-	-	-	-	-	-	-
Reliance Regular Savings Fund Equity Plan - Gr	-14.18	-6.57	11.50	9.53	10.68	13.23	-	-	-	-	-	-
<b>Average Returns</b>	<b>-7.69</b>	<b>-1.85</b>	<b>13.18</b>	<b>9.75</b>	<b>8.52</b>	<b>9.65</b>	<b>11.82</b>	<b>14.61</b>	<b>19.02</b>	<b>20.92</b>	<b>21.88</b>	<b>20.72</b>
<b>Maximum Returns</b>	<b>15.04</b>	<b>15.07</b>	<b>32.73</b>	<b>22.13</b>	<b>20.00</b>	<b>21.06</b>	<b>17.18</b>	<b>20.39</b>	<b>26.16</b>	<b>29.24</b>	<b>30.70</b>	<b>29.30</b>
<b>Minimum Returns</b>	<b>-26.44</b>	<b>-20.92</b>	<b>-4.75</b>	<b>-3.40</b>	<b>-1.50</b>	<b>-1.06</b>	<b>0.39</b>	<b>3.47</b>	<b>7.24</b>	<b>9.14</b>	<b>12.76</b>	<b>11.90</b>

## SIP AMOUNT IN ₹ AS ON 31ST OCTOBER 2011

Starting-November Month of	2010	2009	2008	2007	2006	2005	2004	2003	2002	2001	2000	1999
Years	1	2	3	4	5	6	7	8	9	10	11	12
Invested Amount - Rs. 10,000 per Month	120,000	240,000	360,000	480,000	600,000	720,000	840,000	960,000	1,080,000	1,200,000	1,320,000	1,440,000
Schemes (Diversified Equity Schemes)	Investment Value Rs.											
BNP Paribas Dividend Yield Fund - Gr	119,420	249,684	467,646	650,041	843,564	1,043,391	-	-	-	-	-	-
Birla Sun Life Advantage Fund Gr	112,239	224,044	405,181	535,701	668,841	840,015	1,097,446	1,448,947	2,092,084	2,784,711	3,481,920	3,957,043
Birla Sun Life Dividend Yield Plus Gr	118,106	249,371	483,267	692,227	918,818	1,176,236	1,512,149	1,975,633	-	-	-	-
Birla Sun Life Equity Fund - Gr	112,124	222,794	406,828	540,174	687,013	892,537	1,218,497	1,725,327	2,731,284	3,839,712	4,917,338	5,638,803
Birla Sun Life Frontline Equity Fund - Gr	115,577	237,291	436,947	599,218	784,986	1,048,124	1,443,926	1,973,258	2,869,351	-	-	-
Birla Sun Life Infrastructure Fund - Gr	109,498	212,493	386,961	511,073	647,353	-	-	-	-	-	-	-
Birla Sun Life MNC Fund Gr	121,153	260,877	516,958	730,798	935,025	1,176,085	1,529,859	2,018,085	2,842,897	3,736,946	4,688,456	-
Birla Sun Life Midcap Fund - Gr	113,554	226,097	442,684	597,180	773,202	1,008,747	1,368,380	1,917,354	2,951,649	-	-	-
Birla Sun Life Top 100 Fund - Gr	116,477	241,602	432,381	583,744	742,771	947,239	-	-	-	-	-	-
Canara Robeco Equity Diversified - Gr	118,795	246,547	467,647	642,818	842,832	1,092,524	-	-	-	-	-	-
Canara Robeco Infrastructure - Gr	116,943	236,433	430,858	572,123	744,161	-	-	-	-	-	-	-
DSP BlackRock Equity Fund - Reg. Plan - Div	115,391	238,671	445,682	609,906	805,379	1,073,384	1,500,418	2,126,268	3,366,970	4,795,305	6,110,212	6,986,324
DSP BlackRock Micro Cap Fund - Gr	116,747	246,670	529,227	702,101	-	-	-	-	-	-	-	-
DSP BlackRock Opportunities Fund - Gr	114,268	236,695	438,701	590,736	757,842	979,950	1,332,835	1,825,761	2,850,363	4,114,955	5,429,256	-
DSP BlackRock Small and Mid Cap - Reg Gr	116,813	244,544	501,628	684,413	-	-	-	-	-	-	-	-
DSP BlackRock T.I.G.E.R. Fund - Gr	109,543	214,361	376,763	494,386	631,155	828,784	1,158,392	-	-	-	-	-
DSP BlackRock Top 100 Equity Fund Gr	117,310	242,370	433,640	592,591	783,188	1,048,117	1,462,203	2,003,415	-	-	-	-
DWS Alpha Equity Fund - Gr	113,723	228,038	396,773	527,018	686,902	899,789	1,223,155	1,643,763	-	-	-	-
DWS Investment Opportunity Fund - Gr	112,608	221,534	392,044	514,482	676,927	900,793	1,221,045	1,630,873	-	-	-	-
Fidelity Equity Fund - Gr	117,732	247,334	463,243	632,009	816,217	1,074,984	-	-	-	-	-	-
Fidelity India Growth Fund - Gr	117,964	247,993	466,585	637,691	-	-	-	-	-	-	-	-
Fidelity India Special Situations Fund - Gr	115,743	239,420	450,139	600,369	759,078	-	-	-	-	-	-	-
Franklin India Bluechip Fund Gr	119,119	249,007	458,344	627,502	813,038	1,060,661	1,441,905	1,938,751	2,922,974	4,106,124	5,341,326	6,465,753
Franklin India Flexi Cap Fund - Gr	116,456	241,002	450,750	613,669	784,410	1,009,211	1,360,305	-	-	-	-	-
Franklin India Opportunities Fund-Gr	115,588	234,408	413,482	538,999	670,979	854,620	1,145,517	1,555,270	2,279,505	3,024,766	3,706,362	-
Franklin India Prima Fund Gr	115,154	233,906	457,393	608,125	753,962	927,929	1,183,303	1,596,151	2,503,021	3,744,734	5,421,788	6,601,584
Franklin India Prima Plus Gr	120,135	249,237	453,483	614,689	793,965	1,047,691	1,439,857	1,974,197	2,975,640	4,156,068	5,470,520	6,494,366
HDFC Capital Builder-Gr	113,457	237,806	457,431	619,109	802,043	1,028,389	1,355,458	1,879,055	2,914,888	4,089,435	5,290,085	-
HDFC Core and Satellite Fund - Gr	110,824	231,576	456,385	620,535	788,100	996,175	1,332,447	-	-	-	-	-
HDFC Equity Fund - Div	112,196	237,177	468,513	650,565	848,936	1,111,668	1,543,712	2,143,330	3,326,435	4,803,136	6,541,610	7,926,003
HDFC Growth Fund Gr	117,250	246,426	458,499	619,137	815,874	1,084,130	1,482,872	2,037,717	3,085,359	4,316,519	5,604,227	-
HDFC Mid Cap Opportunity Fund - Gr	118,908	255,411	510,108	700,254	-	-	-	-	-	-	-	-
HDFC Premier Multi-Cap Fund - Gr	114,152	237,584	458,591	622,222	792,981	1,007,731	-	-	-	-	-	-
HDFC Top 200 Fund - Gr	114,725	240,120	452,699	628,744	834,779	1,105,461	1,539,473	2,138,512	3,339,795	4,863,706	6,544,314	-
HSBC Equity Fund - Gr	113,854	232,967	400,743	529,843	685,685	891,613	1,195,708	1,618,041	-	-	-	-
HSBC India Opportunities Fund - Gr	116,656	240,199	417,117	544,851	682,517	870,837	1,161,050	-	-	-	-	-
ICICI Prudential Discovery Fund Gr	112,856	235,284	490,901	690,130	888,407	1,121,284	1,495,911	-	-	-	-	-
ICICI Prudential Dynamic Plan-Cum	116,027	242,901	451,128	616,563	797,125	1,052,139	1,479,041	2,101,543	3,118,635	-	-	-
ICICI Prudential Focused Bluechip Equity Fund - Gr	119,753	254,601	476,431	-	-	-	-	-	-	-	-	-
ICICI Prudential Infrastructure Fund - Gr	109,682	216,802	372,442	490,468	648,092	881,184	-	-	-	-	-	-
ICICI Prudential MidCap Fund - Gr	110,111	217,773	423,038	540,112	658,116	816,290	1,082,499	-	-	-	-	-
ICICI Prudential Services Industries Fund - Gr	115,093	233,490	424,470	544,301	665,697	-	-	-	-	-	-	-
ICICI Prudential Top 100 Fund - Gr	117,372	242,121	428,666	577,223	737,916	948,980	1,286,745	1,727,970	2,472,609	3,299,223	4,127,793	4,725,020
ICICI Prudential Top 200 Fund - Gr	114,024	234,806	428,816	572,537	720,942	922,056	1,246,043	1,690,324	2,528,634	3,588,597	-	-
IDFC Classic Equity Fund - Plan A - Gr	113,544	226,480	394,285	515,630	654,752	833,523	-	-	-	-	-	-
IDFC Equity Fund - Plan A - Gr	116,530	239,376	421,673	552,825	703,524	-	-	-	-	-	-	-
IDFC Imperial Equity Fund - Plan A - Gr	116,974	239,043	417,771	569,700	749,310	-	-	-	-	-	-	-
IDFC Premier Equity Fund - Plan A - Gr	123,360	260,697	518,690	713,829	982,449	1,352,974	-	-	-	-	-	-
ING Core Equity Fund Gr	114,939	238,529	430,680	567,538	721,558	920,190	1,229,439	1,660,536	2,290,185	2,902,728	3,445,902	3,665,897
ING Dividend Yield Fund Gr	118,807	250,116	495,467	692,110	921,539	1,180,726	-	-	-	-	-	-
ING Midcap Fund - Gr	114,784	233,716	441,797	571,612	704,362	865,600	-	-	-	-	-	-
JM Equity Fund - Gr	112,672	222,531	380,968	481,395	582,956	713,328	914,161	1,186,663	1,672,653	2,241,302	2,751,148	3,053,976
Kotak 50 Equity Scheme Div	116,542	238,303	420,024	556,356	720,770	938,774	1,288,789	1,775,982	2,681,349	3,735,985	4,739,646	5,418,243
Kotak Contra Scheme - Gr	114,977	228,493	411,487	554,725	709,957	898,598	-	-	-	-	-	-
Kotak Midcap - Gr	114,555	236,110	455,164	595,822	731,612	903,769	-	-	-	-	-	-
Kotak Opportunities Fund - Gr	114,708	232,558	423,021	558,871	728,736	954,341	1,324,646	-	-	-	-	-
L&T Growth Fund - Gr	115,969	239,377	428,687	560,727	697,727	876,399	1,134,574	1,512,701	2,162,846	2,927,754	-	-
L&T Midcap Fund - Cum	109,093	220,448	433,651	577,667	732,470	924,949	1,199,080	-	-	-	-	-
L&T Opportunities - Cum	111,432	222,247	412,095	541,001	702,640	930,062	1,231,019	1,642,472	2,195,845	2,730,425	3,218,918	3,493,728
Mirae Asset India Opportunities Fund - Gr	117,168	245,893	484,148	-	-	-	-	-	-	-	-	-
Morgan Stanley Growth Fund - Gr	111,069	224,183	405,469	532,885	661,481	821,491	1,068,962	1,387,163	1,898,133	2,462,982	3,039,176	3,425,489
Principal Dividend Yield Fund - Gr	112,607	232,596	431,932	576,343	736,410	903,315	1,121,187	-	-	-	-	-
Principal Growth Fund Gr	110,356	217,687	383,133	488,320	595,676	728,138	922,280	1,201,493	1,706,680	2,299,253	2,911,737	-
Principal Large Cap Fund - Gr	112,489	230,525	437,189	590,164	763,124	-	-	-	-	-	-	-
Reliance Diversified Power Sector Fund - Gr	102,821	190,823	334,711	448,000	624,555	897,762	1,370,992	-	-	-	-	-
Reliance Equity Fund - Gr	110,425	210,109	347,134	456,764	580,081	-	-	-	-	-	-	-
Reliance Equity Opportunities Fund - Gr	118,420	250,888	507,924	695,869	885,922	1,142,914	-	-	-	-	-	-
Reliance Growth Fund Gr	113,862	227,965	427,666	576,889	756,547	1,003,060	1,404,946	2,075,391	3,567,002	5,641,544	8,114,238	9,781,411
Reliance Long Term Equity Fund - Gr	112,173	229,212	427,800	573,558	-	-	-	-	-	-	-	-
Reliance Quant Plus Fund - Retail Gr	116,198	244,537	438,159	-	-	-	-	-	-	-	-	-
Reliance Regular Savings Fund Equity Plan - Gr	110,997	224,153	426,449	579,803	782,959	1,071,926	-	-	-	-	-	-
<b>Average Amount</b>	<b>115,143</b>	<b>235,631</b>	<b>438,031</b>	<b>585,157</b>	<b>746,692</b>	<b>969,819</b>	<b>1,286,312</b>	<b>1,764,307</b>	<b>2,676,976</b>	<b>3,707,296</b>	<b>4,924,687</b>	<b>5,728,830</b>
<b>Maximum Amount</b>	<b>129,100</b>	<b>277,685</b>	<b>569,716</b>	<b>737,629</b>	<b>982,449</b>	<b>1,352,974</b>	<b>1,543,712</b>	<b>2,214,751</b>	<b>3,681,210</b>	<b>5,641,544</b>	<b>8,114,238</b>	<b>9,781,411</b>
<b>Minimum Amount</b>	<b>102,821</b>	<b>190,823</b>	<b>334,711</b>	<b>448,000</b>	<b>577,684</b>	<b>697,405</b>	<b>851,491</b>	<b>1,104,625</b>	<b>1,505,659</b>	<b>1,920,935</b>	<b>2,751,148</b>	<b>3,053,976</b>

## SIP RETURN IN PERCENTAGE AS ON 31ST OCTOBER 2011

Starting-November Month of	2010	2009	2008	2007	2006	2005	2004	2003	2002	2001	2000	1999
Years	1	2	3	4	5	6	7	8	9	10	11	12
Invested Amount	120,000	240,000	360,000	480,000	600,000	720,000	840,000	960,000	1,080,000	1,200,000	1,320,000	1,440,000
Schemes (Diversified Equity Schemes)	Returns % - CAGR											
Reliance Top 200 Fund - Gr	-9.32	-1.89	9.80	7.47	-	-	-	-	-	-	-	-
Reliance Vision Fund Gr	-11.55	-4.92	9.45	7.38	6.78	8.23	11.32	14.34	19.54	23.69	26.09	25.40
SBI Magnum Blue Chip Fund - Gr	-9.58	-5.25	7.72	5.54	4.52	-	-	-	-	-	-	-
SBI Magnum Equity Fund - Div	-3.59	0.92	14.63	11.08	10.02	11.26	14.22	16.45	20.15	21.31	20.98	19.19
SBI Magnum Global Fund 94 - Div	1.86	4.03	21.87	14.72	10.93	10.65	13.47	18.28	24.31	26.10	25.96	24.04
SBI Magnum Multicap Fund - Gr	-14.60	-9.52	3.93	1.80	1.06	2.12	-	-	-	-	-	-
SBI Magnum Multiplier Plus 93 - Div	-9.99	-5.05	9.23	7.04	6.62	8.18	12.28	16.42	22.08	23.59	23.04	21.00
SBI MSFU Contra - Div	-13.10	-9.19	3.96	2.79	3.29	5.45	10.13	15.68	22.47	25.35	26.75	26.04
SBI MSFU Emerging Businesses Fund - Gr	15.04	15.07	32.73	22.13	16.76	14.79	15.80	-	-	-	-	-
Sahara Growth Fund Gr	-5.77	-2.48	7.94	6.90	7.70	9.60	12.66	15.07	18.88	-	-	-
Sahara Infrastructure Fund Variable - Gr	-14.39	-12.57	0.61	0.41	1.83	-	-	-	-	-	-	-
Sahara Midcap Fund - Gr	-9.19	-2.22	17.19	13.10	11.74	11.66	-	-	-	-	-	-
Sundaram Growth Fund Gr	-11.29	-4.25	8.95	5.43	5.11	6.30	9.19	11.87	16.26	18.46	19.23	18.27
Sundaram India Leadership Fund - Gr	-9.41	-1.44	11.78	7.97	7.26	8.02	11.07	-	-	-	-	-
Sundaram Rural India Fund - Gr	-2.49	1.91	15.01	9.31	7.68	-	-	-	-	-	-	-
Sundaram S.M.I.L.E. Fund - Gr	-13.47	-9.41	10.18	8.15	8.62	9.68	-	-	-	-	-	-
Sundaram Select Focus - Gr	-9.21	-4.35	6.73	4.27	5.00	7.14	10.87	13.61	17.90	-	-	-
Sundaram Select MidCap - Gr	-7.77	-0.70	18.99	14.86	12.83	13.31	16.51	20.39	26.16	-	-	-
Tata Contra Fund - Gr	-4.26	1.66	17.87	13.59	11.84	-	-	-	-	-	-	-
Tata Dividend Yield Fund - Gr	-1.79	5.42	21.79	17.46	15.93	15.39	-	-	-	-	-	-
Tata Equity Opportunities Fund - Gr	-5.63	-3.76	11.63	7.28	6.32	7.28	10.09	13.09	-	-	-	-
Tata Equity P/E Fund Gr	-9.57	-3.34	14.24	11.30	11.19	12.44	14.55	-	-	-	-	-
Tata Ethical Fund - Gr	-5.46	0.01	17.00	11.55	9.09	9.42	11.91	14.73	19.33	21.22	21.54	19.74
Tata Growth Fund - App	-7.39	-2.86	13.22	8.75	7.15	7.61	9.17	-	-	-	-	-
Tata Infrastructure Fund - Gr	-20.42	-13.76	0.49	-1.11	0.21	3.22	-	-	-	-	-	-
Tata Mid Cap Fund - Gr	-8.74	-5.07	11.81	7.53	5.81	5.70	-	-	-	-	-	-
Tata Pure Equity Fund - Gr	-4.17	-0.73	12.57	9.92	9.41	10.50	13.21	15.90	21.13	23.13	23.14	21.71
Taurus Bonanza Fund Gr	-8.44	-2.64	9.21	4.92	3.79	4.05	6.58	9.16	11.24	-	-	-
Taurus Discovery Fund - Gr	-13.93	-9.26	6.85	0.02	-1.50	-1.06	0.39	3.47	7.24	9.14	-	-
Taurus Starshare Growth	-4.55	2.29	16.28	10.12	8.38	9.40	12.40	16.17	20.87	22.94	-	-
Templeton India Growth Fund Gr	-15.85	-6.89	10.81	8.87	9.24	10.66	12.97	14.97	19.21	21.22	21.87	21.25
UTI Dividend Yield Fund - Gr	-2.56	4.03	17.93	15.74	15.39	15.86	-	-	-	-	-	-
UTI Leadership Equity Fund - Gr	-8.85	-3.61	7.64	4.87	4.02	-	-	-	-	-	-	-
UTI MNC Fund - Gr	7.77	11.87	24.37	20.77	17.58	15.95	-	-	-	-	-	-
UTI Master Share - Div	-3.93	1.12	12.26	9.30	8.81	9.68	11.40	13.06	-	-	-	-
UTI Master Value Fund - Div	-5.98	1.60	21.76	16.71	14.56	13.44	13.80	-	-	-	-	-
UTI Mid Cap Fund - Gr	-2.31	0.94	19.97	14.77	11.95	10.46	-	-	-	-	-	-
UTI Opportunities Fund - Gr	2.24	6.30	19.00	16.16	15.45	14.89	-	-	-	-	-	-
UTI Top 100 Fund - Gr	-2.10	1.30	13.21	8.72	7.15	7.56	-	-	-	-	-	-
<b>Average Returns</b>	<b>-7.69</b>	<b>-1.85</b>	<b>13.18</b>	<b>9.75</b>	<b>8.52</b>	<b>9.65</b>	<b>11.82</b>	<b>14.61</b>	<b>19.02</b>	<b>20.92</b>	<b>21.88</b>	<b>20.72</b>
<b>Maximum Returns</b>	<b>15.04</b>	<b>15.07</b>	<b>32.73</b>	<b>22.13</b>	<b>20.00</b>	<b>21.06</b>	<b>17.18</b>	<b>20.39</b>	<b>26.16</b>	<b>29.24</b>	<b>30.70</b>	<b>29.30</b>
<b>Minimum Returns</b>	<b>-26.44</b>	<b>-20.92</b>	<b>-4.75</b>	<b>-3.40</b>	<b>-1.50</b>	<b>-1.06</b>	<b>0.39</b>	<b>3.47</b>	<b>7.24</b>	<b>9.14</b>	<b>12.76</b>	<b>11.90</b>
ELSS / Tax Savings Schemes												
BNP Paribas Tax Advantage Plan (ELSS) - Gr	2.62	3.60	14.09	8.38	5.54	-	-	-	-	-	-	-
Birla Sun Life Tax Plan - Div	-7.71	-1.74	10.26	6.75	5.23	5.93	8.49	11.46	16.86	19.98	20.89	19.58
Birla Sun Life Tax Relief 96 Fund - Div	-14.52	-8.61	8.16	5.28	4.50	6.02	8.77	10.93	15.07	17.12	17.89	17.27
Canara Robeco Equity Tax Saver Fund - Div	-4.38	0.59	16.99	15.08	14.26	15.01	17.15	19.15	21.67	22.12	-	-
DSP BlackRock Tax Saver Fund - Gr	-12.66	-4.94	11.20	8.45	-	-	-	-	-	-	-	-
DWS Tax Saving Fund - Gr	-11.64	-7.58	5.24	2.32	2.39	-	-	-	-	-	-	-
Fidelity Tax Advantage Fund - Gr	-3.95	3.22	18.08	14.67	13.18	-	-	-	-	-	-	-
Franklin India Taxshield Gr	2.53	6.51	18.82	14.82	13.17	13.07	14.84	16.97	20.83	22.49	22.83	22.06
HDFC Long Term Advantage Fund - Gr	-8.55	0.72	16.37	12.58	10.47	10.17	11.87	14.84	20.06	23.26	-	-
HDFC Tax saver - Gr	-10.73	-1.48	16.45	13.56	11.60	11.49	13.99	18.00	23.29	25.57	26.22	-
ICICI Prudential Tax Plan-Gr	-5.54	0.94	19.72	15.35	12.82	11.80	13.38	16.88	22.20	24.43	25.24	24.01
IDFC Tax Advantage (ELSS) Fund - Gr	-2.71	1.78	-	-	-	-	-	-	-	-	-	-
ING Tax Savings Fund - Gr	-7.41	0.45	16.62	10.68	7.16	6.51	8.27	-	-	-	-	-
Kotak Tax Saver - Gr	-9.58	-3.35	10.24	6.47	5.09	-	-	-	-	-	-	-
L&T Tax Saver Fund - Cumulative	-14.63	-7.47	8.52	5.74	3.95	-	-	-	-	-	-	-
LIC Nomura Tax Plan Gr	-9.67	-3.57	6.50	3.76	2.61	2.94	4.28	5.53	8.56	-	-	-
Principal Personal Tax Saver	-13.71	-6.72	8.22	4.56	4.05	5.84	8.29	10.82	14.64	16.41	17.03	16.63
Principal Tax Savings Fund	-14.70	-8.81	4.05	0.22	-0.65	0.96	4.17	7.57	12.36	15.18	16.81	-
Reliance Tax Saver Fund - Gr	-8.82	-1.09	14.04	11.60	9.70	9.74	-	-	-	-	-	-
Religare Tax Plan - Gr	-2.42	2.92	17.86	14.60	-	-	-	-	-	-	-	-
SBI Magnum Tax Gain Fund - Div	-7.15	-3.61	9.40	6.58	5.79	6.96	10.55	16.25	23.65	25.81	25.49	23.19
Sahara Tax Gain Fund Gr	-6.21	0.17	15.21	12.97	12.52	12.78	17.99	18.95	21.69	22.50	22.02	-
Sundaram Tax Saver - Div	-9.38	-5.18	6.42	5.19	5.98	7.61	10.88	15.04	19.86	22.01	22.59	-
Tata Tax Saving Fund - Div	-2.08	2.00	14.20	10.14	8.44	8.34	9.79	12.01	16.75	19.04	19.71	18.68
Taurus Tax Shield - Gr	-8.09	-1.52	13.21	10.61	11.99	12.13	-	-	-	-	-	-
UTI Equity Tax Saving Plan - Div	-6.71	-1.61	9.92	6.55	5.54	5.76	7.48	9.63	13.22	15.19	-	-
<b>Average Returns</b>	<b>-7.61</b>	<b>-1.71</b>	<b>12.39</b>	<b>9.08</b>	<b>7.62</b>	<b>8.50</b>	<b>10.64</b>	<b>13.60</b>	<b>18.05</b>	<b>20.79</b>	<b>21.52</b>	<b>20.20</b>
<b>Maximum Returns</b>	<b>2.62</b>	<b>6.51</b>	<b>19.72</b>	<b>15.35</b>	<b>14.26</b>	<b>15.01</b>	<b>17.99</b>	<b>19.15</b>	<b>23.65</b>	<b>25.81</b>	<b>26.22</b>	<b>24.01</b>
<b>Minimum Returns</b>	<b>-14.70</b>	<b>-8.81</b>	<b>4.05</b>	<b>0.22</b>	<b>-0.65</b>	<b>0.96</b>	<b>4.17</b>	<b>5.53</b>	<b>8.56</b>	<b>15.18</b>	<b>16.81</b>	<b>16.63</b>
BSE 30(Sensex)	-6.04	-1.24	10.46	7.34	6.44	7.71	10.50	12.65	15.59	16.72	16.63	15.64
NSE 50	-5.59	-0.88	10.40	7.33	6.74	8.00	10.47	12.33	15.04	16.04	15.95	15.08

## SIP AMOUNT IN ₹ AS ON 31ST OCTOBER 2011

Starting-November Month of Years	2010 1	2009 2	2008 3	2007 4	2006 5	2005 6	2004 7	2003 8	2002 9	2001 10	2000 11	1999 12
Invested Amount - Rs. 10,000 per Month	120,000	240,000	360,000	480,000	600,000	720,000	840,000	960,000	1,080,000	1,200,000	1,320,000	1,440,000
<b>Schemes (Diversified Equity Schemes)</b>												
<b>Investment Value Rs.</b>												
Reliance Top 200 Fund - Gr	114,112	235,349	416,076	556,772	-	-	-	-	-	-	-	-
Reliance Vision Fund Gr	112,705	228,101	414,083	555,960	710,902	922,532	1,253,973	1,724,408	2,688,410	4,183,138	6,141,931	7,521,341
SBI Magnum Blue Chip Fund - Gr	113,970	227,323	403,791	536,118	671,937	-	-	-	-	-	-	-
SBI Magnum Equity Fund - Div	117,762	242,256	445,897	597,682	770,304	1,010,480	1,389,666	1,881,679	2,767,522	3,680,740	4,507,726	4,953,280
SBI Magnum Global Fund 94 - Div	121,147	249,889	493,041	641,139	787,773	992,133	1,353,332	2,029,177	3,370,533	4,763,849	6,093,280	6,862,385
SBI Magnum Multicap Fund - Gr	110,732	217,164	381,902	497,647	616,257	767,607	-	-	-	-	-	-
SBI Magnum Multiplier Plus 93 - Div	113,708	227,782	412,734	552,307	708,123	921,232	1,297,143	1,879,724	3,031,940	4,160,924	5,104,218	5,592,022
SBI MSFU Contra - Div	111,707	217,934	382,049	507,673	651,698	848,574	1,201,966	1,822,450	3,088,501	4,575,114	6,390,263	7,852,156
SBI MSFU Emerging Businesses Fund - Gr	129,100	277,685	569,716	737,629	908,399	1,123,078	1,470,045	-	-	-	-	-
Sahara Growth Fund Gr	116,395	233,969	405,067	550,768	727,334	961,524	1,314,882	1,777,789	2,604,589	-	-	-
Sahara Infrastructure Fund Variable - Gr	110,900	210,067	363,450	484,120	628,493	-	-	-	-	-	-	-
Sahara Midcap Fund - Gr	114,213	234,596	462,142	621,413	803,496	1,022,557	-	-	-	-	-	-
Sundaram Growth Fund Gr	112,872	229,711	411,109	534,991	681,993	870,696	1,162,734	1,557,483	2,300,563	3,155,774	4,054,199	4,657,001
Sundaram India Leadership Fund - Gr	114,087	236,516	428,202	562,469	719,531	916,829	1,242,717	-	-	-	-	-
Sundaram Rural India Fund - Gr	118,490	244,747	448,434	577,608	727,220	-	-	-	-	-	-	-
Sundaram S.M.I.L.E. Fund - Gr	111,467	217,430	418,481	564,501	744,118	963,880	-	-	-	-	-	-
Sundaram Select Focus - Gr	114,215	229,494	398,040	522,808	680,129	892,931	1,234,161	1,673,371	2,487,022	-	-	-
Sundaram Select MidCap - Gr	115,132	238,303	473,895	642,876	825,500	1,074,360	1,507,304	2,214,751	3,681,210	-	-	-
Tata Contra Fund - Gr	117,345	244,055	466,623	627,414	805,503	-	-	-	-	-	-	-
Tata Dividend Yield Fund - Gr	118,873	253,314	492,434	675,456	890,307	1,143,386	-	-	-	-	-	-
Tata Equity Opportunities Fund - Gr	116,481	230,877	427,250	554,846	702,875	896,596	1,200,103	1,637,859	-	-	-	-
Tata Equity P/E Fund Gr	113,982	231,918	443,469	600,194	792,891	1,046,792	1,406,076	-	-	-	-	-
Tata Ethical Fund - Gr	116,591	240,045	461,003	603,169	752,791	956,215	1,280,249	1,752,645	2,660,705	3,662,730	4,662,991	5,138,509
Tata Growth Fund - App	115,361	233,034	437,046	571,073	717,332	905,501	1,161,832	-	-	-	-	-
Tata Infrastructure Fund - Gr	106,880	207,212	362,624	469,331	603,056	793,342	-	-	-	-	-	-
Tata Mid Cap Fund - Gr	114,474	227,679	428,237	557,481	693,736	854,642	-	-	-	-	-	-
Tata Pure Equity Fund - Gr	117,393	238,203	433,039	584,320	758,653	987,716	1,341,019	1,839,043	2,898,868	4,058,426	5,134,274	5,864,838
Taurus Bonanza Fund Gr	114,696	233,592	412,641	529,571	659,778	813,643	1,059,760	1,393,495	1,814,967	-	-	-
Taurus Discovery Fund - Gr	111,164	217,789	398,675	480,202	577,684	697,405	851,491	1,104,625	1,505,659	1,920,935	-	-
Taurus Starshare Growth	117,163	245,609	456,359	586,555	739,737	955,693	1,302,633	1,859,790	2,862,697	4,017,776	-	-
Templeton India Growth Fund Gr	109,914	223,402	422,307	572,447	755,597	992,639	1,329,511	1,770,444	2,646,053	3,662,755	4,755,763	5,687,925
UTI Dividend Yield Fund - Gr	118,406	249,883	467,005	653,772	878,658	1,159,375	-	-	-	-	-	-
UTI Leadership Equity Fund - Gr	114,438	231,244	403,329	529,102	663,662	-	-	-	-	-	-	-
UTI MNC Fund - Gr	124,751	269,536	510,047	719,001	926,714	1,162,457	-	-	-	-	-	-
UTI Master Share - Div	117,554	242,731	431,146	577,301	747,509	963,586	1,257,595	1,636,046	-	-	-	-
UTI Master Value Fund - Div	116,260	243,900	492,305	665,911	861,063	1,078,804	1,369,238	-	-	-	-	-
UTI Mid Cap Fund - Gr	118,565	242,285	480,330	641,689	807,824	986,683	-	-	-	-	-	-
UTI Opportunities Fund - Gr	121,384	255,538	473,975	658,996	879,968	1,126,289	-	-	-	-	-	-
UTI Top 100 Fund - Gr	118,695	243,173	437,030	570,736	717,425	904,280	-	-	-	-	-	-
<b>Average Amount</b>	<b>115,143</b>	<b>235,631</b>	<b>438,031</b>	<b>585,157</b>	<b>746,692</b>	<b>969,819</b>	<b>1,286,312</b>	<b>1,764,307</b>	<b>2,676,976</b>	<b>3,707,296</b>	<b>4,924,687</b>	<b>5,728,830</b>
<b>Maximum Amount</b>	<b>129,100</b>	<b>277,685</b>	<b>569,716</b>	<b>737,629</b>	<b>982,449</b>	<b>1,352,974</b>	<b>1,543,712</b>	<b>2,214,751</b>	<b>3,681,210</b>	<b>5,641,544</b>	<b>8,114,238</b>	<b>9,781,411</b>
<b>Minimum Amount</b>	<b>102,821</b>	<b>190,823</b>	<b>334,711</b>	<b>448,000</b>	<b>577,684</b>	<b>697,405</b>	<b>851,491</b>	<b>1,104,625</b>	<b>1,505,659</b>	<b>1,920,935</b>	<b>2,751,148</b>	<b>3,053,976</b>
<b>ELSS / Tax Savings Schemes</b>												
BNP Paribas Tax Advantage Plan (ELSS) - Gr	121,658	248,918	442,645	567,144	689,594	-	-	-	-	-	-	-
Birla Sun Life Tax Plan - Div	115,165	235,779	418,941	549,089	683,906	860,915	1,133,937	1,531,446	2,366,845	3,425,199	4,483,308	5,083,825
Birla Sun Life Tax Relief 96 Fund - Div	110,779	219,313	406,374	533,372	671,701	863,304	1,145,209	1,498,419	2,174,772	2,936,474	3,740,879	4,355,747
Canara Robeco Equity Tax Saver Fund - Div	117,268	241,446	460,909	645,549	854,880	1,130,428	1,541,775	2,103,631	2,974,244	3,844,537	-	-
DSP BlackRock Tax Saver Fund - Gr	111,972	228,038	424,579	567,684	-	-	-	-	-	-	-	-
DWS Tax Saving Fund - Gr	112,667	221,803	389,443	503,001	637,202	-	-	-	-	-	-	-
Fidelity Tax Advantage Fund - Gr	117,524	247,849	467,892	640,396	832,350	-	-	-	-	-	-	-
Franklin India Taxshield Gr	121,564	256,068	472,789	642,376	832,428	1,066,868	1,420,805	1,922,315	2,857,962	3,921,905	5,039,614	6,004,924
HDFC Long Term Advantage Fund - Gr	114,632	241,771	456,963	615,257	778,956	978,054	1,278,815	1,760,763	2,755,272	4,088,087	-	-
HDFC TaxSaver - Gr	113,237	236,409	457,452	627,001	800,890	1,017,482	1,378,573	2,006,028	3,212,364	4,629,508	6,189,673	-
ICICI Prudential Tax Plan-Gr	116,541	242,288	478,689	648,932	825,301	1,026,910	1,349,128	1,915,553	3,049,584	4,354,631	5,830,773	6,848,434
IDFC Tax Advantage (ELSS) Fund - Gr	118,346	244,411	-	-	-	-	-	-	-	-	-	-
ING Tax Savings Fund - Gr	115,353	241,100	458,554	593,030	717,705	876,099	1,125,226	-	-	-	-	-
Kotak Tax Saver - Gr	113,944	231,814	418,724	545,974	681,418	-	-	-	-	-	-	-
L&T Tax Saver Fund - Cumulative	110,707	222,008	408,502	538,283	662,503	-	-	-	-	-	-	-
LIC Nomura Tax Plan Gr	113,904	231,342	396,635	517,566	640,645	786,741	976,842	1,201,075	1,601,077	-	-	-
Principal Personal Tax Saver	111,310	223,809	406,778	525,851	664,139	858,670	1,125,860	1,491,452	2,131,141	2,827,768	3,551,254	4,174,382
Principal Tax Savings Fund	110,664	218,839	382,586	482,131	590,266	741,058	973,078	1,305,665	1,913,558	2,647,696	3,505,250	-
Reliance Tax Saver Fund - Gr	114,458	237,358	442,200	603,733	764,232	965,533	-	-	-	-	-	-
Religare Tax Plan - Gr	118,495	247,166	466,504	639,690	-	-	-	-	-	-	-	-
SBI Magnum Tax Gain Fund - Div	115,518	231,258	413,772	547,302	693,532	887,933	1,220,004	1,866,483	3,266,963	4,690,100	5,919,790	6,481,036
Sahara Tax Gain Fund Gr	116,117	240,411	449,568	619,928	819,074	1,057,647	1,588,614	2,086,832	2,976,206	3,924,487	4,799,396	-
Sundaram Tax Saver - Div	114,139	227,566	396,308	532,664	697,124	905,860	1,234,951	1,776,192	2,729,347	3,822,179	4,969,267	-
Tata Tax Saving Fund - Div	118,716	244,915	443,208	586,841	740,726	925,771	1,187,848	1,566,909	2,355,345	3,257,023	4,173,570	4,787,637
Taurus Tax Shield - Gr	114,922	236,292	437,036	592,259	808,625	1,037,066	-	-	-	-	-	-
UTI Equity Tax Saving Plan - Div	115,797	236,074	416,894	546,929	689,342	856,470	1,094,148	1,420,292	1,992,407	2,648,447	-	-
<b>Average Amount</b>	<b>115,208</b>	<b>235,925</b>	<b>432,558</b>	<b>576,479</b>	<b>729,415</b>	<b>935,712</b>	<b>1,235,926</b>	<b>1,696,870</b>	<b>2,557,139</b>	<b>3,644,146</b>	<b>4,745,707</b>	<b>5,390,855</b>
<b>Maximum Amount</b>	<b>121,658</b>	<b>256,068</b>	<b>478,689</b>	<b>648,932</b>	<b>854,880</b>	<b>1,130,428</b>	<b>1,588,614</b>	<b>2,103,631</b>	<b>3,266,963</b>	<b>4,690,100</b>	<b>6,189,673</b>	<b>6,848,434</b>
<b>Minimum Amount</b>	<b>110,664</b>	<b>218,839</b>	<b>382,586</b>	<b>482,131</b>	<b>590,266</b>	<b>741,058</b>	<b>973,078</b>	<b>1,201,075</b>	<b>1,601,077</b>	<b>2,647,696</b>	<b>3,505,250</b>	<b>4,174,382</b>
BSE 30(Sensex)	116,226	236,978	420,093	555,490	704,877	908,274	1,217,897	1,608,318	2,228,866	2,874,082	3,466,375	3,908,551
NSE 50	116,511	237,849	419,741	555,379	710,104	916,184	1,216,375	1,587,343	2,171,654	2,771,431	3,327,72	

AMC Name	SIP Dates	Min. SIP Amount	Min. no. of Installments Req. <sup>2</sup>	Entry Load	Exit Load	Auto Debit Facility
AIIG Mutual Fund	1, 7, 14, 21	1000	6	Nil	1% upto 1 year	Yes
Birla Sunlife Mutual Fund	1, 7, 10, 14, 20, 21, 28	1000	6	Nil	1% upto 1 year	Yes
DBS Chola Mutual Fund	5, 15, 25	1000	6	Nil	1% upto 1 year	Yes
DWS Mutual Fund	7, 15, 21, 28	1000 / 2000	12 / 6	Nil	1% upto 1 year	Yes
DSP BlackRock Mutual Fund	1, 7, 14, 21, 28	500	12	Nil	1% upto 6 months, 0.50% bet 6 & 12 months	Yes
Fidelity Mutual Fund	1, 10, 15, 25	500	6	Nil	1% upto 1 year	Yes
Fortis Mutual Fund	1, 7, 15, 25	500	12	Nil	1% upto 1 year	Yes
Franklin Templeton Mutual Fund	1, 7, 10, 20, 25	500 / 1000	12 / 6	Nil	1% upto 1 year	Yes
HDFC Mutual Fund	1, 5, 10, 15, 20, 25	500	12	Nil	1% upto 1 year	Yes
HSBC Mutual Fund	3, 10, 17, 26, 30	1000	12	Nil	1% upto 1 year	Yes
ICICI Prudential Mutual Fund	7, 10, 15, 25	1000	6	Nil	1% upto 2 years	Yes
IDFC Mutual Fund <sup>4</sup>	Any Date	1000	6	Nil	1% upto 1 year	Yes
ING Mutual Fund	1, 10, 15, 27	1000	6	Nil	1% upto 1 year	Yes
JM Mutual Fund	1, 5, 10, 15, 20, 25	500 / 1000	12 / 6	Nil	1% upto 1 year	Yes
Kotak Mutual Fund	1, 7, 14, 21, 25	1000	6	Nil	1% upto 1 year	Yes
Mirae Asset Mutual Fund	1, 10, 15, 21, 28	1000	6	Nil	1% upto 1 year	Yes
Principal Mutual Fund <sup>3</sup>	1, 5, 15, 25	500	6	Nil	1% upto 1 year	Yes
Reliance Mutual Fund	2, 10, 18, 28	100 / 500 / 1000	60 / 12 / 6	Nil	1% upto 1 year	Yes
SBI Mutual Fund	5, 15, 25	500 / 1000	12 / 6	Nil	1% upto 1 year	Yes
Sundaram BNP Paribas Mutual Fund	1, 7, 14, 20, 25	250	20	Nil	1% upto 1 year	Yes
Tata Mutual Fund	1, 7, 10, 20	500	12	Nil	1% upto 1 year	Yes
UTI Mutual Fund	1, 7, 15, 25	500	12	Nil	1% upto 1 year	Yes

1) This information is only for Equity Schemes excluding Tax Plan 2) Monthly cheques addition to initial investment(if required) 3) Except Global Opportunities & Emerging Bluechip Fund 4) Min. SIP amount is Rs. 2000 per month for Premier Equity & India GDP Growth Fund

## STP Information

AMC Name	STP Option	Minimum Investment in Primary Scheme	Minimum transfer amount	STP Dates	Min. no. of installments	Entry Load for secondary	Exit Load for secondary scheme
Birla Sunlife Mutual Fund	Fixed Amt Transfer	6000	1000	1, 7, 10, 14, 20, 21, 28	6	Nil	1% upto 1 year
DBS Chola Mutual Fund	Fixed Amt Transfer	25000	1000	5, 15, 25	6	Nil	1% up to 1 year
	Cap Appreciation transfer		Any Appreciation		12		
DWS Mutual Fund	Fixed Amt Transfer	Applicable as Normal investment	1000	7, 15, 21, 28	12	Nil	1% upto 1 year
	Cap Appreciation transfer						
DSP BlackRock Mutual Fund	Fixed Amt Transfer	Applicable as Normal investment	500	1, 7, 14, 21, 28	6	Nil	1% upto 6 months, 0.50% bet 6 & 12 months
	Cap Appreciation transfer						
Fidelity Mutual Fund	Fixed Amt Transfer	Applicable as Normal investment	500	Any date	6	Nil	1% upto 1 year
Fortis Mutual Fund	Fixed Amt Transfer	25000	500	1, 7, 15, 25	6	Nil	1% upto 1 year
	Cap Appreciation transfer						
Franklin Templeton Mutual Fund	Fixed Amt Transfer	12000	1000	Any Date	6	Nil	1% upto 1 year
	Cap Appreciation transfer		Any Appreciation	Last Business day			
HDFC Mutual Fund	Fixed Amt Transfer	12000	1000	1, 5, 10, 15, 20, 25	6	Nil	1% upto 1 year
	Cap Appreciation transfer		300				
HSBC Mutual Fund	Fixed Amt Transfer	6000	1000	3, 10, 17, 26, 30	6	Nil	1% upto 1 year
ICICI Prudential Mutual Fund	Fixed Amt Transfer	6000	1000	7, 10, 15, 25	6	Nil	1% upto 2 years
IDFC Mutual Fund	Fixed Amt Transfer	3000	1000	1, 10, 20	6	Nil	1% upto 1 year
ING Mutual Fund	Fixed Amt Transfer	6000	1000	1, 10, 15, 27	6	Nil	1% upto 1 year
JM Mutual Fund	Fixed Amt Transfer	Applicable as Normal investment	1000	1, 5, 15, 25	6	Nil	1% upto 1 year
Kotak Mutual Fund	Fixed Amt Transfer	Applicable as Normal investment	1000	1, 7, 14, 21, 25	6	Nil	1% upto 1 year
	Cap Appreciation transfer						
Mirae Asset Mutual Fund	Fixed Amt Transfer	6000	1000	1, 10, 15, 21, 28	6	Nil	1% upto 6 mon, 0.50% bet 6 & 12 mon
Principal Mutual Fund	Fixed Amt Transfer	Applicable as Normal investment	500	1, 11, 21	6	Nil	1% upto 1 year
	Cap Appreciation transfer						
Reliance Mutual Fund	Fixed Amt Transfer	Applicable as Normal investment	1000	Any Date	2	Nil	1% upto 1 year
	Cap Appreciation transfer		Any Appreciation				
SBI Mutual Fund	Fixed Amt Transfer	Applicable as Normal investment	500 / 1000	Any Date	12 / 6	Nil	1% upto 1 year
Sundaram BNP Paribas Mutual Fund	Fixed Amt Transfer	Applicable as Normal investment	250	1, 7, 14, 20, 25	20	Nil	1% upto 1 year
Tata Mutual Fund	Fixed Amt Transfer	Applicable as Normal investment	1000	1, 7, 10, 20, 28	6	Nil	1% upto 1 year

Note: 1) Above structure is applicable only for Monthly STP from Debt Scheme to Equity Scheme (Excluding Tax and Index Schemes) 2) Exit Load in primary schemes is applicable as normal investment.

AMC Name	Available Dates	Type	SIP		STP	
			Minimum Installment Amount	No. of Minimum Installments	Minimum Installment Amount	No. of Minimum Installments
Fortis Mutual Fund	1st, 7th, 15th, 25th	SIP/STP	500	6	1000	6
AIG Mutual Fund	1st, 7th, 14th, 21st	SIP	1000	24	-	-
Birla Sun Life Mutual Fund*	1st, 7th, 10th, 14th, 20th, 21st, 28th	SIP	1000	8	-	-
DSPBR Mutual Fund	1st, 7th, 14th, 21st	SIP/STP	1000	12	1000	6
DWS Mutual Fund	7th, 15th, 21st, 28th	SIP/STP	1000	6	1000	Any
HDFC Mutual Fund	Friday	STP	-	-	1000	6
Fidelity Mutual Fund	Any Date	STP	-	-	500	Any
Kotak Mutual Fund	1st, 7th, 14th, 21st	STP	-	-	1000	6
ICICI Prudential Mutual Fund	Monday	STP	-	-	1000	6
JP Morgan Mutual Fund	1st, 10th, 15th, 25th	SIP/STP	1000	6	1000	5
Reliance Mutual Fund	1st, 8th, 15th, 22nd	STP	-	-	1000	2
IDFC Mutual Fund	Any Date	SIP	1000	24	-	-
Tata Mutual Fund	1st, 10th, 20th	STP	-	-	1000	6
Templeton Mutual Fund	1st, 7th, 10th, 20th, 28th	STP	-	-	1000	5
Templeton Mutual Fund	7th, 14th, 21st, 28th	STP	-	-	500	Any <sup>^</sup>

Note: 1) The SIP information is only for Equity Schemes excluding Tax Plan. 2) \* Maximum four dates can be choose among the given dates.  
3) ^ If from & to date mentioned in the form then min. no. of transaction should be 24

## Smart Investors' Preference

- A method of investing regularly to benefit from the stock market volatility
- Regular - Similar to Recurring Deposit
- Convenient and Hassle-free with automatic investments, one time instruction and transactions on the net.

## Dividends Declared

Equity & Balance Funds	Div/Unit	Record Date
UTI Master Value Fund	1.00	04-Aug-11
L&T Midcap Fund	2.50	08-Aug-11
ING Core Equity Fund	2.50	25-Aug-11
ICICI Prudential Dynamic Plan	0.50	30-Aug-11
ICICI Prudential Balanced Fund	1.00	02-Sep-11
Templeton India Equity Income Fund	0.70	16-Sep-11
Kotak Balance	0.50	27-Sep-11
ING Midcap Fund	2.00	29-Sep-11
UTI Balanced Fund	1.00	03-Oct-11
ING Dividend Yield Fund	2.00	13-Oct-11
Canara Robeco Equity Diversified Fund	1.00	14-Oct-11
SBI MSFU - Contra Fund	3.50	14-Oct-11
Canara Robeco Balance Fund	1.50	14-Oct-11

## Definitions

### Performance Criteria

**Rank:** Higher the return Higher the Rank (i.e. scheme with highest returns will have First rank)

**Quartile:** Performance for the period is differentiated in four quartiles. First Quartile represents best performing schemes (top 25% schemes) while Last (Forth) Quartile represents relatively worst performing scheme for the period

### Risk Adjusted Return

**Sharpe Ratio:** Sharpe Ratio is measure of risk adjusted return. It is calculated by dividing risk premium by std deviation. Risk Premium is return from the scheme over risk free return. Risk free return assumed to be 6% (annualised). It represents the amount of risk premium earned for every unit risk. Thus, the higher the Sharpe Ratio, the better the scheme.

For all equity schemes with tenure of one year or more, rolling return and standard deviation is taken on a daily basis for a year. For equity schemes with tenure less than one year, rolling return and standard deviation is taken for 180 days.

For all higher maturity debt schemes and hybrid funds, rolling return and standard deviation is taken on a daily basis for a year

All Diversified Equity Funds

\*Returns calculated on Absolute basis for less than 1 year period for Equity oriented, ELSS and Balanced schemes.

Scheme Name	CAGR Returns				Rank				Quartile			
	1 Year	3 Years	5 Years	7 Years	1 Year	3 Years	5 Years	7 Years	1 Year	3 Years	5 Years	7 Years
AIG India Equity Fund - Gr	-2.61	28.10	N.A	N.A	4	52	-	-	1	2	-	-
Axis Equity Fund - Gr	-13.14	N.A	N.A	N.A	83	-	-	-	2	-	-	-
Birla Sun Life Advantage Fund Gr	-18.07	21.34	3.78	15.38	137	119	105	57	4	4	4	4
Birla Sun Life Basic Industries Fund - Gr	-15.95	29.12	8.41	21.53	110	46	49	19	3	2	2	2
Birla Sun Life Buy India Fund - Gr	-11.17	34.76	14.55	19.65	54	13	4	33	2	1	1	2
Birla Sun Life Dividend Yield Plus Gr	-19.44	21.53	6.93	20.40	145	117	71	25	4	3	3	2
Birla Sun Life Equity Fund - Gr	-11.54	26.72	11.75	22.08	60	62	20	16	2	2	1	1
Birla Sun Life Frontline Equity Fund - Gr	-4.74	26.32	10.81	N.A	8	68	28	-	1	2	1	-
Birla Sun Life India GenNext Fund - Gr	-19.81	20.51	-1.09	9.52	148	128	118	65	4	4	4	4
Birla Sun Life India Opportunities Fund B - Gr	-23.15	21.28	5.25	N.A	165	120	92	-	4	4	4	-
Birla Sun Life Midcap Fund - Gr	-18.54	30.61	10.27	21.50	138	32	33	20	4	1	2	2
Birla Sun Life MNC Fund Gr	-3.18	37.39	12.03	20.24	5	6	17	26	1	1	1	2
Birla Sun Life Pure Value Fund - Gr	-14.30	31.06	N.A	N.A	95	29	-	-	3	1	-	-
Birla Sun Life Small and Midcap Fund - Gr	-16.63	30.80	N.A	N.A	122	30	-	-	3	1	-	-
Birla Sun Life Special Situations Fund - Gr	-20.87	19.30	N.A	N.A	157	136	-	-	4	4	-	-
Birla Sun Life Top 100 Fund - Gr	-9.24	23.00	7.27	N.A	33	101	66	-	1	3	3	-
BNP Paribas Dividend Yield Fund- Gr	-8.76	30.41	10.60	N.A	31	34	30	-	1	1	1	-
BNP Paribas Equity Fund - Gr	-6.50	19.73	6.04	17.86	15	133	82	45	1	4	3	3
BNP Paribas Midcap Fund - Gr	-11.44	26.72	-0.16	N.A	57	62	116	-	2	2	4	-
Canara Robeco Emerging Equities Fund - Gr	-10.75	37.81	7.67	N.A	48	5	59	-	2	1	2	-
Canara Robeco Equity Diversified - Gr	-6.86	31.37	13.35	N.A	17	27	7	-	1	1	1	-
Canara Robeco F.O.R.C.E. Fund - Retail Gr	-13.23	N.A	N.A	N.A	85	-	-	-	2	-	-	-
Canara Robeco Large Cap Plus Fund - Gr	-2.29	N.A	N.A	N.A	3	-	-	-	1	-	-	-
Canara Robeco Multicap Fund - Gr	-8.48	30.27	N.A	N.A	29	36	-	-	1	1	-	-
DSP BlackRock Equity Fund - Reg. Plan - Div	-13.00	27.02	12.87	24.95	81	60	10	2	2	2	1	1
DSP BlackRock Focus 25 Fund - Gr	-10.68	N.A	N.A	N.A	46	-	-	-	2	-	-	-
DSP BlackRock Micro Cap Fund - Gr	-17.26	38.47	N.A	N.A	129	3	-	-	3	1	-	-
DSP BlackRock Opportunities Fund - Gr	-14.13	26.50	9.01	20.88	93	64	43	21	3	2	2	2
DSP BlackRock Small and Mid Cap - Reg Gr	-14.39	36.96	N.A	N.A	96	9	-	-	3	1	-	-
DSP BlackRock T.I.G.E.R. Fund - Gr	-23.51	18.88	5.91	19.91	166	141	84	28	4	4	3	2
DSP BlackRock Top 100 Equity Fund Gr	-8.06	23.84	12.61	22.74	24	93	14	11	1	3	1	1
DWS Alpha Equity Fund - Gr	-17.55	18.17	7.73	18.21	132	144	58	42	4	4	2	3
DWS Investment Opportunity Fund - Gr	-20.56	18.96	8.39	18.04	155	139	50	44	4	4	2	3
Fidelity Equity Fund - Gr	-9.73	28.69	12.14	N.A	40	49	16	-	1	2	1	-
Fidelity India Growth Fund - Gr	-9.24	29.66	N.A	N.A	33	39	-	-	1	1	-	-
Fidelity India Special Situations Fund - Gr	-12.92	25.85	7.99	N.A	79	71	55	-	2	2	2	-
Franklin Build India Fund - Gr	-16.28	N.A	N.A	N.A	119	-	-	-	3	-	-	-
Franklin India Bluechip Fund Gr	-5.69	27.92	10.94	21.56	9	54	26	18	1	2	1	2
Franklin India Flexi Cap Fund - Gr	-11.50	28.43	9.05	N.A	59	50	42	-	2	2	2	-
Franklin India High Growth Companies Fund - Gr	-16.75	26.10	N.A	N.A	124	69	-	-	3	2	-	-
Franklin India Opportunities Fund-Gr	-13.84	19.45	3.83	17.15	92	135	103	48	3	4	4	3
Franklin India Prima Fund Gr	-15.59	29.49	5.51	16.43	109	41	87	53	3	2	3	4
Franklin India Prima Plus Gr	-5.98	25.89	11.10	22.30	10	70	24	14	1	2	1	1
Franklin India Smaller Companies Fund - Gr	-17.84	27.55	4.19	N.A	135	56	99	-	4	2	4	-
HDFC Capital Builder-Gr	-13.78	29.21	11.09	19.95	91	45	25	27	3	2	1	2
HDFC Core and Satellite Fund - Gr	-17.11	31.12	7.77	19.57	128	28	57	34	3	1	2	3
HDFC Equity Fund - Gr	-15.08	32.28	12.74	24.42	104	23	12	5	3	1	1	1
HDFC Growth Fund Gr	-10.11	25.51	12.82	22.93	42	75	11	10	1	2	1	1
HDFC Long Term Equity Fund - Gr	-11.69	25.72	6.71	N.A	62	73	76	-	2	2	3	-
HDFC Mid Cap Opportunity Fund - Gr	-8.05	34.58	N.A	N.A	23	14	-	-	1	1	-	-
HDFC Premier Multi-Cap Fund - Gr	-13.01	30.17	8.96	N.A	82	37	44	-	2	1	2	-
HDFC Top 200 Fund - Gr	-12.55	28.84	13.32	24.16	72	48	8	6	2	2	1	1
HSBC Dynamic Fund - Gr	-12.80	15.42	N.A	N.A	76	152	-	-	2	4	-	-
HSBC Equity Fund - Gr	-13.72	17.85	7.50	17.83	90	147	63	47	3	4	3	3
HSBC India Opportunities Fund - Gr	-10.34	20.02	5.19	17.08	44	132	93	49	2	4	4	3
HSBC Midcap Equity Fund - Gr	-34.91	18.30	0.03	N.A	172	143	115	-	4	4	4	-
HSBC Progressive Themes Fund - Gr	-31.47	7.86	-2.39	N.A	170	157	121	-	4	4	4	-
HSBC Unique Opportunity Fund - Gr	-21.41	20.13	N.A	N.A	161	131	-	-	4	4	-	-
ICICI Prudential Discovery Fund Gr	-12.74	40.09	10.62	23.00	75	2	29	9	2	1	1	1
ICICI Prudential Dynamic Plan-Cum	-7.38	27.96	11.14	24.82	19	53	23	3	1	2	1	1
ICICI Prudential Focused Bluechip Equity - Gr	-6.45	32.41	N.A	N.A	14	21	-	-	1	1	-	-
ICICI Prudential MidCap Fund - Gr	-21.36	26.95	2.56	16.46	160	61	111	52	4	2	4	4
ICICI Prudential Services Industries Fund - Gr	-11.99	22.42	4.19	N.A	65	108	99	-	2	3	4	-
ICICI Prudential Target Returns Fund - Gr	-12.15	N.A	N.A	N.A	68	-	-	-	2	-	-	-
ICICI Prudential Top 100 Fund - Gr	-8.37	23.32	7.79	19.74	28	98	56	32	1	3	2	2
ICICI Prudential Top 200 Fund - Gr	-14.26	25.56	6.37	19.14	94	74	79	38	3	2	3	3
IDFC Classic Equity Fund - Plan A - Gr	-16.70	16.83	5.37	N.A	123	149	91	-	3	4	3	-
IDFC Equity Fund - Plan A - Gr	-10.54	25.14	6.43	N.A	45	82	78	-	2	3	3	-
IDFC Imperial Equity Fund - Plan A - Gr	-10.88	21.61	10.16	N.A	51	116	34	-	2	3	2	-
IDFC India GDP Growth Fund - Gr	-8.24	N.A	N.A	N.A	26	-	-	-	1	-	-	-
IDFC Premier Equity Fund - Plan A - Gr	-6.32	37.99	22.79	N.A	12	4	1	-	1	1	1	-
IDFC Small & Midcap Equity Fund - Div	-12.59	36.88	N.A	N.A	74	10	-	-	2	1	-	-



## All Diversified Equity Funds

Scheme Name	CAGR Returns				Rank				Quartile			
	1 Year	3 Years	5 Years	7 Years	1 Year	3 Years	5 Years	7 Years	1 Year	3 Years	5 Years	7 Years
ING C.U.B. Fund - Gr	-19.00	30.06	8.07	N.A	143	38	54	-	4	1	2	-
ING Contra Fund - Gr	-15.95	23.59	7.11	N.A	110	95	68	-	3	3	3	-
ING Core Equity Fund Gr	-12.26	23.93	6.75	18.97	70	92	75	39	2	3	3	3
ING Dividend Yield Fund Gr	-10.68	34.79	15.10	N.A	46	12	3	-	2	1	1	-
ING Domestic Opportunities Fund - Gr	-14.87	23.14	6.16	18.26	100	100	80	41	3	3	3	3
ING Large Cap Equity Fund - Gr	-11.23	21.96	6.56	15.76	55	113	77	55	2	3	3	4
ING Midcap Fund - Gr	-15.06	27.49	3.47	N.A	103	58	106	-	3	2	4	-
JM Basic Fund - Gr	-32.68	6.87	N.A	N.A	171	158	-	-	4	4	-	-
JM Equity Fund Gr	-17.90	14.88	-2.20	11.33	136	154	120	63	4	4	4	4
JM Multi Strategy Fund - Gr	-25.79	21.20	N.A	N.A	168	122	-	-	4	4	-	-
JP Morgan India Equity Fund - Gr	-11.04	25.02	N.A	N.A	52	83	-	-	2	3	-	-
JP Morgan India Equity Fund - Gr	-11.04	25.02	N.A	N.A	52	83	-	-	2	3	-	-
JP Morgan India Smaller Companies Fund - Gr	-14.63	27.92	N.A	N.A	98	54	-	-	3	2	-	-
Kotak 50 Equity Scheme Div	-11.49	20.74	8.89	20.69	58	125	45	22	2	4	2	2
Kotak Contra Scheme - Gr	-17.36	22.07	7.55	N.A	130	111	62	-	4	3	3	-
Kotak Emerging Equity Scheme - Gr	-19.92	23.57	N.A	N.A	150	96	-	-	4	3	-	-
Kotak Midcap - Gr	-18.59	29.37	5.43	N.A	140	44	89	-	4	2	3	-
Kotak Opportunities Fund - Gr	-16.34	24.37	10.02	22.32	120	89	37	13	3	2	2	1
Kotak Select Focus Fund - Gr	-15.13	N.A	N.A	N.A	105	-	-	-	3	-	-	-
L&T Contra Fund - Cum	-16.13	19.62	-3.24	N.A	116	134	122	-	3	4	4	-
L&T Growth Fund - Gr	-11.85	24.11	4.21	14.76	63	91	98	59	2	3	4	4
L&T Hedged Equity Fund - Gr	-14.66	20.20	N.A	N.A	99	130	-	-	3	4	-	-
L&T Midcap Fund - Cum	-22.38	29.48	7.18	16.67	162	42	67	51	4	2	3	4
L&T Opportunit - Cumm	-18.81	26.48	8.72	17.84	141	66	46	46	4	2	2	3
Mirae Asset India Opportunities Fund - Gr	-8.98	35.49	N.A	N.A	32	11	-	-	1	1	-	-
Morgan Stanley A.C.E. Fund - Gr	-16.13	30.46	N.A	N.A	116	33	-	-	3	1	-	-
Morgan Stanley Growth Fund - Gr	-19.97	20.68	3.14	14.45	152	126	109	60	4	4	4	4
Principal Dividend Yield Fund - Gr	-17.65	24.13	5.97	11.51	133	90	83	62	4	3	3	4
Principal Emerging Bluechip Fund - Gr	-26.12	N.A	N.A	N.A	169	-	-	-	4	-	-	-
Principal Growth Fund Gr	-20.51	16.31	-0.97	10.52	154	151	117	64	4	4	4	4
Principal Large Cap Fund - Gr	-15.21	28.98	10.00	N.A	106	47	38	-	3	2	2	-
Principal Services Industries Fund - Gr	-18.58	19.17	3.08	N.A	139	138	110	-	4	4	4	-
Reliance Equity Fund - Gr	-20.80	9.19	2.33	N.A	156	156	112	-	4	4	4	-
Reliance Equity Opportunities Fund - Gr	-9.44	37.23	11.78	N.A	35	7	19	-	1	1	1	-
Reliance Growth Fund Gr	-19.05	24.96	11.22	24.71	144	85	22	4	4	3	1	1
Reliance Long Term Equity Fund - Gr	-20.41	25.38	N.A	N.A	153	80	-	-	4	3	-	-
Reliance Quant Plus Fund - Retail Gr	-10.86	25.41	N.A	N.A	50	78	-	-	2	2	-	-
Reliance Regular Savings Fund Equity Plan - Gr	-19.51	26.48	12.91	N.A	146	66	9	-	4	2	1	-
Reliance Small Cap Fund - Gr	-11.41	N.A	N.A	N.A	56	-	-	-	2	-	-	-
Reliance Top 200 Fund - Gr	-12.90	22.23	N.A	N.A	78	110	-	-	2	3	-	-
Reliance Vision Fund Gr	-17.02	22.84	7.47	19.85	126	104	64	29	3	3	3	2
Religare Business Leaders Fund - Gr	-11.54	N.A	N.A	N.A	60	-	-	-	2	-	-	-
Religare Contra Fund - Gr	-12.14	32.29	N.A	N.A	67	22	-	-	2	1	-	-
Religare Equity Fund - Gr	-13.39	23.74	N.A	N.A	88	94	-	-	3	3	-	-
Religare Growth Fund - Gr	-10.79	24.40	N.A	N.A	49	88	-	-	2	3	-	-
Religare Midcap Fund - Gr	-9.53	37.06	N.A	N.A	36	8	-	-	1	1	-	-
Sahara Growth Fund Gr	-13.36	20.25	10.11	19.75	87	129	35	31	3	4	2	2
Sahara Midcap Fund - Gr	-17.37	30.79	11.40	N.A	131	31	21	-	4	1	1	-
Sahara R.E.A.L. Fund - Gr	-21.04	17.92	N.A	N.A	158	146	-	-	4	4	-	-
Sahara Star Value Fund - Gr	-18.95	N.A	N.A	N.A	142	-	-	-	4	-	-	-
Sahara Super 20 Fund - Gr	-6.39	N.A	N.A	N.A	13	-	-	-	1	-	-	-
Sahara Wealth Plus Fund Variable - Gr	-12.98	22.71	8.49	N.A	80	105	48	-	2	3	2	-
SBI Magnum Blue Chip Fund - Gr	-16.00	20.61	3.38	N.A	112	127	108	-	3	4	4	-
SBI Magnum COMMA Fund - Gr	-14.90	22.87	7.64	N.A	101	103	60	-	3	3	2	-
SBI Magnum Equity Fund - Gr	-9.71	27.31	N.A	N.A	39	59	-	-	1	2	-	-
SBI Magnum Global Fund 94 - Div	-6.12	32.55	6.77	23.24	11	20	74	8	1	1	3	1
SBI Magnum MidCap Fund - Gr	-16.82	25.41	1.54	N.A	125	78	113	-	3	2	4	-
SBI Magnum Multicap Fund - Gr	-19.85	16.72	1.15	N.A	149	150	114	-	4	4	4	-
SBI Magnum Multiplier Plus 93 - Div	-17.73	22.26	8.54	24.06	134	109	47	7	4	3	2	1
SBI MSFU - Contra - Div	-19.72	19.29	6.16	22.18	147	137	80	15	4	4	3	1
SBI MSFU Emerging Businesses Fund-Gr	2.09	43.70	9.84	22.62	1	1	39	12	1	1	2	1
SBI One India Fund - Gr	-17.08	20.95	N.A	N.A	127	124	-	-	3	4	-	-
Sundaram Equity Multiplier Fund - Gr	-16.01	18.09	N.A	N.A	113	145	-	-	3	4	-	-
Sundaram Growth Fund Gr	-16.03	18.89	5.88	16.89	114	140	85	50	3	4	3	4
Sundaram India Leadership Fund - Gr	-12.84	22.00	7.00	19.53	77	112	70	35	2	3	3	3
Sundaram Rural India Fund - Gr	-12.56	21.85	5.48	N.A	73	115	88	-	2	3	3	-
Sundaram S.M.I.L.E. Fund - Gr	-23.03	27.50	9.84	N.A	164	57	39	-	4	2	2	-
Sundaram Select Focus - Gr	-16.06	15.28	7.63	19.31	115	153	61	37	3	4	2	3
Sundaram Select MidCap - Gr	-15.47	32.84	10.52	25.54	107	19	31	1	3	1	2	1
Tata Capital Builder Fund - Gr	-16.24	24.72	5.09	N.A	118	86	94	-	3	3	4	-
Tata Contra Fund - Gr	-7.77	32.03	8.13	N.A	21	24	53	-	1	1	2	-
Tata Dividend Yield Fund - Gr	-7.25	33.97	13.93	N.A	18	15	6	-	1	1	1	-

## All Diversified Equity Funds

Scheme Name	CAGR Returns				Rank				Quartile			
	1 Year	3 Years	5 Years	7 Years	1 Year	3 Years	5 Years	7 Years	1 Year	3 Years	5 Years	7 Years
Tata Equity Management Fund - Gr	-9.81	23.39	4.82	N.A	41	97	95	-	1	3	4	-
Tata Equity Opportunities Fund - Gr	-13.60	22.93	6.85	18.45	89	102	73	40	3	3	3	3
Tata Equity P/E Fund Gr	-13.34	29.57	12.74	20.65	86	40	12	23	2	2	1	2
Tata Ethical Fund - Gr	-9.68	31.67	6.86	19.83	37	26	72	30	1	1	3	2
Tata Growth Fund - App	-15.53	25.36	7.09	15.64	108	81	69	56	3	3	3	4
Tata Life Science & Tech - G	-6.50	33.33	8.37	18.08	15	17	51	43	1	1	2	3
Tata Mid Cap Fund - Gr	-16.51	25.81	3.83	N.A	121	72	103	-	3	2	4	-
Tata Pure Equity Fund - Gr	-12.48	25.44	10.08	20.62	71	77	36	24	2	2	2	2
Tata Service Industries Fund - Gr	-21.07	23.31	4.19	N.A	159	99	99	-	4	3	4	-
Taurus Bonanza Fund Gr	-13.15	21.38	3.44	15.19	84	118	107	58	2	3	4	4
Taurus Discovery Fund - Gr	-24.75	14.56	-1.86	9.19	167	155	119	66	4	4	4	4
Taurus Ethical Fund - Gr	-11.98	N.A	N.A	N.A	64	-	-	-	2	-	-	-
Taurus Starshare Growth	-10.24	28.43	8.20	21.68	43	50	52	17	1	2	2	2
Templeton India Growth Fund Gr	-19.92	25.46	10.47	19.46	150	76	32	36	4	2	2	3
UTI Contra Fund - Gr	-22.72	17.72	4.46	N.A	163	148	97	-	4	4	4	-
UTI Dividend Yield Fund - Gr	-7.61	29.39	15.28	N.A	20	43	2	-	1	2	1	-
UTI Equity Fund - Gr	-8.15	26.49	10.82	N.A	25	65	27	-	1	2	1	-
UTI India Lifestyle Fund - Gr	-3.57	24.44	N.A	N.A	7	87	-	-	1	3	-	-
UTI Leadership Equity Fund - Gr	-15.01	18.69	4.61	N.A	102	142	96	-	3	4	4	-
UTI Master Equity Plan Unit Scheme	-8.73	22.66	N.A	N.A	30	106	-	-	1	3	-	-
UTI Master Plus Unit Scheme - Gr	-9.69	21.27	5.38	N.A	38	121	90	-	1	4	3	-
UTI Master Share - Gr	-8.24	22.61	9.62	N.A	26	107	41	-	1	3	2	-
UTI Master Value Fund - Gr	-12.24	33.89	11.87	N.A	69	16	18	-	2	1	1	-
UTI Mid Cap Fund - Div	-12.00	30.38	7.43	16.28	66	35	65	54	2	1	3	4
UTI MNC Fund - Gr	1.53	33.13	12.58	N.A	2	18	15	-	1	1	1	-
UTI Opportunities Fund - Gr	-3.36	31.78	14.18	N.A	6	25	5	-	1	1	1	-
UTI Services Industries Fund - Div	-14.42	21.94	4.06	13.86	97	114	102	61	3	3	4	4
UTI Top 100 Fund - Gr	-7.95	21.09	5.63	N.A	22	123	86	-	1	4	3	-
<b>Average of Diversi. Equity Funds</b>	<b>-13.88</b>	<b>25.56</b>	<b>7.59</b>	<b>19.08</b>								
<b>BSE (Sensex)</b>	<b>-11.56</b>	<b>21.84</b>	<b>6.32</b>	<b>16.27</b>								
<b>NSE 50</b>	<b>-11.43</b>	<b>22.67</b>	<b>7.17</b>	<b>16.79</b>								
<b>Universe</b>	<b>172</b>	<b>158</b>	<b>122</b>	<b>66</b>								

## Large Cap - Equity Funds - Diversified

Scheme Name	CAGR Returns				Rank				Quartile			
	1 Year	3 Years	5 Years	7 Years	1 Year	3 Years	5 Years	7 Years	1 Year	3 Years	5 Years	7 Years
Birla Sun Life Frontline Equity Fund - Gr	-11.54	26.72	11.75	22.08	29	13	7	5	3	2	1	1
Birla Sun Life Top 100 Fund - Gr	-9.24	23.00	7.27	N.A	16	27	21	-	2	3	3	-
BNP Paribas Equity Fund - Gr	-6.50	19.73	6.04	17.86	7	42	27	16	1	4	3	3
Canara Robeco Equity Diversified - Gr	-6.86	31.37	13.35	N.A	8	4	2	-	1	1	1	-
Canara Robeco Large Cap Plus Fund - Gr	-2.29	N.A	N.A	N.A	1	-	-	-	1	-	-	-
DSP BlackRock Top 100 Equity Fund Gr	-8.06	23.84	12.61	22.74	11	24	5	4	1	2	1	1
DWS Alpha Equity Fund - Gr	-17.55	18.17	7.73	18.21	52	46	17	15	4	4	2	3
Fidelity Equity Fund - Gr	-9.73	28.69	12.14	N.A	20	9	6	-	2	1	1	-
Fidelity India Growth Fund - Gr	-9.24	29.66	N.A	N.A	16	6	-	-	2	1	-	-
Franklin India Bluechip Fund Gr	-5.69	27.92	10.94	21.56	4	11	9	6	1	1	1	2
Franklin India Opportunities Fund-Gr	-13.84	19.45	3.83	17.15	41	43	34	18	3	4	4	4
HDFC Equity Fund - Gr	-15.08	32.28	12.74	24.42	45	2	4	2	4	1	1	1
HDFC Top 200 Fund - Gr	-12.55	28.84	13.32	24.16	35	8	3	3	3	1	1	1
HSBC Dynamic Fund - Gr	-12.80	15.42	N.A	N.A	36	48	-	-	3	4	-	-
HSBC Equity Fund - Gr	-13.72	17.85	7.50	17.83	40	47	19	17	3	4	3	3
HSBC India Opportunities Fund - Gr	-10.34	20.02	5.19	17.08	21	41	31	19	2	4	4	4
ICICI Prudential Dynamic Plan-Cum	-7.38	27.96	11.14	24.82	9	10	8	1	1	1	1	1
ICICI Prudential Focused Bluechip Equity - Gr	-6.45	32.41	N.A	N.A	6	1	-	-	1	1	-	-
ICICI Prudential Target Returns Fund - Gr	-12.15	N.A	N.A	N.A	32	-	-	-	3	-	-	-
ICICI Prudential Top 100 Fund - Gr	-8.37	23.32	7.79	19.74	14	26	16	10	2	3	2	2
ICICI Prudential Top 200 Fund - Gr	-14.26	25.56	6.37	19.14	42	15	26	13	4	2	3	3
IDFC Equity Fund - Plan A - Gr	-10.54	25.14	6.43	N.A	22	18	25	-	2	2	3	-
IDFC Imperial Equity Fund - Plan A - Gr	-10.88	21.61	10.16	N.A	25	34	11	-	2	3	2	-
ING Core Equity Fund Gr	-12.26	23.93	6.75	18.97	33	23	23	14	3	2	3	3
ING Large Cap Equity Fund - Gr	-11.23	21.96	6.56	15.76	27	33	24	21	2	3	3	4
JM Equity Fund Gr	-17.90	14.88	-2.20	11.33	53	50	37	23	4	4	4	4
JM Multi Strategy Fund - Gr	-25.79	21.20	N.A	N.A	55	36	-	-	4	3	-	-
JP Morgan India Equity Fund - Gr	-11.04	25.02	N.A	N.A	26	19	-	-	2	2	-	-
Kotak 50 Equity Scheme Div	-11.49	20.74	8.89	20.69	28	38	15	7	3	3	2	2
L&T Growth Fund - Gr	-11.85	24.11	4.21	14.76	31	22	33	22	3	2	4	4
L&T Hedged Equity Fund - Gr	-14.66	20.20	N.A	N.A	43	40	-	-	4	4	-	-
Morgan Stanley A.C.E. Fund - Gr	-16.13	30.46	N.A	N.A	50	5	-	-	4	1	-	-

## Large Cap - Equity Funds - Diversified

Scheme Name	CAGR Returns				Rank				Quartile			
	1 Year	3 Years	5 Years	7 Years	1 Year	3 Years	5 Years	7 Years	1 Year	3 Years	5 Years	7 Years
Principal Large Cap Fund - Gr	-15.21	28.98	10.00	N.A	46	7	13	-	4	1	2	-
Reliance Equity Fund - Gr	-20.80	9.19	2.33	N.A	54	51	36	-	4	4	4	-
Reliance Quant Plus Fund - Retail Gr	-10.86	25.41	N.A	N.A	24	17	-	-	2	2	-	-
Reliance Top 200 Fund - Gr	-12.90	22.23	N.A	N.A	38	31	-	-	3	3	-	-
Reliance Vision Fund Gr	-17.02	22.84	7.47	19.85	51	28	20	9	4	3	3	2
Religare Business Leaders Fund - Gr	-11.54	N.A	N.A	N.A	29	-	-	-	3	-	-	-
Religare Equity Fund - Gr	-13.39	23.74	N.A	N.A	39	25	-	-	3	2	-	-
Religare Growth Fund - Gr	-10.79	24.40	N.A	N.A	23	21	-	-	2	2	-	-
Sahara Super 20 Fund - Gr	-6.39	N.A	N.A	N.A	5	-	-	-	1	-	-	-
SBI Magnum Blue Chip Fund - Gr	-16.00	20.61	3.38	N.A	47	39	35	-	3	3	3	-
SBI Magnum Equity Fund - Gr	-9.71	27.31	N.A	N.A	19	12	-	-	2	1	-	-
Sundaram Growth Fund Gr	-16.03	18.89	5.88	16.89	48	44	28	20	4	4	4	4
Sundaram India Leadership Fund - Gr	-12.84	22.00	7.00	19.53	37	32	22	11	3	3	3	2
Sundaram Select Focus - Gr	-16.06	15.28	7.63	19.31	49	49	18	12	4	4	2	3
Tata Pure Equity Fund - Gr	-12.48	25.44	10.08	20.62	34	16	12	8	3	2	2	2
UTI Equity Fund - Gr	-8.15	26.49	10.82	N.A	12	14	10	-	1	2	2	-
UTI India Lifestyle Fund - Gr	-3.57	24.44	N.A	N.A	3	20	-	-	1	2	-	-
UTI Leadership Equity Fund - Gr	-15.01	18.69	4.61	N.A	44	45	32	-	4	4	4	-
UTI Master Equity Plan Unit Scheme	-8.73	22.66	N.A	N.A	15	29	-	-	2	3	-	-
UTI Master Plus Unit Scheme - Gr	-9.69	21.27	5.38	N.A	18	35	30	-	2	3	4	-
UTI Master Share - Gr	-8.24	22.61	9.62	N.A	13	30	14	-	1	3	2	-
UTI Opportunities Fund - Gr	-3.36	31.78	14.18	N.A	2	3	1	-	1	1	1	-
UTI Top 100 Fund - Gr	-7.95	21.09	5.63	N.A	10	37	29	-	1	3	4	-
<b>Average of Largecap Funds</b>	<b>-11.53</b>	<b>23.47</b>	<b>7.96</b>	<b>19.33</b>								
<b>BSE 30</b>	<b>-11.56</b>	<b>21.84</b>	<b>6.32</b>	<b>16.27</b>								
<b>NSE 50</b>	<b>-11.43</b>	<b>22.67</b>	<b>7.17</b>	<b>16.79</b>								
<b>Universe</b>	<b>55</b>	<b>51</b>	<b>37</b>	<b>23</b>								

## Mid Cap - Equity Funds - Diversified

Scheme Name	CAGR Returns				Rank				Quartile			
	1 Year	3 Years	5 Years	7 Years	1 Year	3 Years	5 Years	7 Years	1 Year	3 Years	5 Years	7 Years
Birla Sun Life Buy India Fund - Gr	-15.95	29.12	8.41	21.53	28	25	13	6	3	3	2	2
Birla Sun Life Dividend Yield Plus Gr	-11.17	34.76	14.55	19.65	11	10	2	9	1	1	1	3
Birla Sun Life India GenNext Fund - Gr	-4.74	26.32	10.81	N.A	3	33	6	-	1	3	1	-
Birla Sun Life India Midcap Fund - Gr	-18.54	30.61	10.27	21.50	37	19	9	7	3	2	2	2
Birla Sun Life MNC Fund Gr	-3.18	37.39	12.03	20.24	2	6	3	8	1	1	1	2
Birla Sun Life Pure Value Fund - Gr	-14.30	31.06	N.A	N.A	21	16	-	-	2	2	-	-
Birla Sun Life Small and Midcap Fund - Gr	-16.63	30.80	N.A	N.A	31	17	-	-	3	2	-	-
BNP Paribas Midcap Fund - Gr	-11.44	26.72	-0.16	N.A	13	32	31	-	2	3	4	-
Canara Robeco Emerging Equities Fund - Gr	-10.75	37.81	7.67	N.A	10	5	17	-	1	1	3	-
DSP BlackRock Micro Cap Fund - Gr	-17.26	38.47	N.A	N.A	34	3	-	-	3	1	-	-
DSP BlackRock Small and Mid Cap - Reg Gr	-14.39	36.96	N.A	N.A	22	8	-	-	2	1	-	-
Franklin India High Growth Companies Fund - Gr	-16.75	26.10	N.A	N.A	32	34	-	-	3	3	-	-
Franklin India Prima Fund Gr	-15.59	29.49	5.51	16.43	27	22	22	13	3	2	3	4
Franklin India Smaller Companies Fund - Gr	-17.84	27.55	4.19	N.A	36	28	25	-	3	3	4	-
HDFC Mid Cap Opportunity Fund - Gr	-8.05	34.58	N.A	N.A	7	11	-	-	1	1	-	-
HSBC Midcap Equity Fund - Gr	-34.91	18.30	0.03	N.A	50	42	30	-	4	4	4	-
ICICI Prudential Discovery Fund Gr	-12.74	40.09	10.62	23.00	19	2	7	3	2	1	1	1
ICICI Prudential MidCap Fund - Gr	-21.36	26.95	2.56	16.46	44	31	28	12	4	3	4	3
IDFC Premier Equity Fund - Plan A - Gr	-6.32	37.99	22.79	N.A	5	4	1	-	1	1	1	-
IDFC Small & Midcap Equity Fund - Div	-12.59	36.88	N.A	N.A	18	9	-	-	2	1	-	-
ING C.U.B. Fund - Gr	-19.00	30.06	8.07	N.A	40	21	16	-	4	2	2	-
ING Midcap Fund - Gr	-15.06	27.49	3.47	N.A	24	30	27	-	2	3	4	-
JM Basic Fund - Gr	-32.68	6.87	N.A	N.A	49	46	-	-	4	4	-	-
JP Morgan India Smaller Companies Fund - Gr	-14.63	27.92	N.A	N.A	23	27	-	-	2	3	-	-
Kotak Emerging Equity Scheme - Gr	-19.92	23.57	N.A	N.A	41	39	-	-	4	4	-	-
Kotak Midcap - Gr	-18.59	29.37	5.43	N.A	38	24	24	-	4	3	3	-
L&T Midcap Fund - Cum	-22.38	29.48	7.18	16.67	45	23	19	11	4	2	3	3
Principal Emerging Bluechip Fund - Gr	-26.12	N.A	N.A	N.A	48	-	-	-	4	-	-	-
Reliance Long Term Equity Fund - Gr	-20.41	25.38	N.A	N.A	42	37	-	-	4	4	-	-
Reliance Small Cap Fund - Gr	-11.41	N.A	N.A	N.A	12	-	-	-	1	-	-	-
Religare Midcap Fund - Gr	-9.53	37.06	N.A	N.A	8	7	-	-	1	1	-	-
Sahara Midcap Fund - Gr	-17.37	30.79	11.40	N.A	35	18	5	-	3	2	1	-
Sahara R.E.A.L. Fund - Gr	-21.04	17.92	N.A	N.A	43	44	-	-	4	4	-	-
Sahara Star Value Fund - Gr	-18.95	N.A	N.A	N.A	39	-	-	-	4	-	-	-
Sahara Wealth Plus Fund Variable - Gr	-12.98	22.71	8.49	N.A	20	40	12	-	2	4	2	-
SBI Magnum Global Fund 94 - Div	-6.12	32.55	6.77	23.24	4	15	21	2	1	2	3	1

## Mid Cap - Equity Funds - Diversified

Scheme Name	CAGR Returns				Rank				Quartile			
	1 Year	3 Years	5 Years	7 Years	1 Year	3 Years	5 Years	7 Years	1 Year	3 Years	5 Years	7 Years
SBI Magnum MidCap Fund - Gr	-16.82	25.41	1.54	N.A	33	36	29	-	3	4	4	-
SBI MSFU Emerging Businesses Fund-Gr	2.09	43.70	9.84	22.62	1	1	10	4	1	1	2	1
Sundaram Equity Multiplier Fund - Gr	-16.01	18.09	N.A	N.A	29	43	-	-	3	4	-	-
Sundaram Rural India Fund - Gr	-12.56	21.85	5.48	N.A	17	41	23	-	2	4	3	-
Sundaram S.M.I.L.E. Fund - Gr	-23.03	27.50	9.84	N.A	46	29	10	-	4	3	2	-
Sundaram Select MidCap - Gr	-15.47	32.84	10.52	25.54	25	14	8	1	2	2	1	1
Tata Growth Fund - App	-15.53	25.36	7.09	15.64	26	38	20	15	3	4	3	4
Tata Life Science & Tech - G	-6.50	33.33	8.37	18.08	6	13	14	10	1	2	2	3
Tata Mid Cap Fund - Gr	-16.51	25.81	3.83	N.A	30	35	26	-	3	4	4	-
Taurus Discovery Fund - Gr	-24.75	14.56	-1.86	9.19	47	45	32	16	4	4	4	4
Taurus Ethical Fund - Gr	-11.98	N.A	N.A	N.A	14	-	-	-	2	-	-	-
Taurus Starshare Growth	-10.24	28.43	8.20	21.68	9	26	15	5	1	3	2	2
UTI Master Value Fund - Gr	-12.24	33.89	11.87	N.A	16	12	4	-	2	2	1	-
UTI Mid Cap Fund - Div	-12.00	30.38	7.43	16.28	15	20	18	14	2	2	3	4
<b>Average of Midcap Funds</b>	<b>-15.24</b>	<b>29.14</b>	<b>7.57</b>	<b>19.23</b>								
<b>BSE Small Cap</b>	<b>-34.04</b>	<b>22.81</b>	<b>1.60</b>	<b>N.A</b>								
<b>CNX Midcap Index</b>	<b>-22.26</b>	<b>27.50</b>	<b>8.38</b>	<b>17.58</b>								
<b>Universe</b>	<b>50</b>	<b>46</b>	<b>32</b>	<b>16</b>								

## Blend - Equity Funds-Diversified

Scheme Name	CAGR Returns				Rank				Quartile			
	1 Year	3 Years	5 Years	7 Years	1 Year	3 Years	5 Years	7 Years	1 Year	3 Years	5 Years	7 Years
AIG India Equity Fund - Gr	-2.61	28.10	N.A	N.A	2	17	-	-	1	2	-	-
Axis Equity Fund - Gr	-13.14	N.A	N.A	N.A	25	-	-	-	2	-	-	-
Birla Sun Life Advantage Fund Gr	-18.07	21.34	3.78	15.38	48	44	46	21	3	3	4	4
Birla Sun Life Basic Industries Fund - Gr	-19.44	21.53	6.93	20.40	52	42	29	10	4	3	3	2
Birla Sun Life Equity Fund - Gr	-19.81	20.51	-1.09	9.52	55	48	52	27	4	4	4	4
Birla Sun Life India Opportunities Fund B- Gr	-23.15	21.28	5.25	N.A	66	45	39	-	4	3	3	-
Birla Sun Life Special Situations Fund - Gr	-20.87	19.30	N.A	N.A	61	52	-	-	4	4	-	-
BNP Paribas Dividend Yield Fund- Gr	-8.76	30.41	10.60	N.A	9	10	13	-	1	1	1	-
Canara Robeco F.O.R.C.E. Fund - Retail Gr	-13.23	N.A	N.A	N.A	27	-	-	-	2	-	-	-
Canara Robeco Multicap Fund - Gr	-8.48	30.27	N.A	N.A	8	11	-	-	1	1	-	-
DSP BlackRock Equity Fund - Reg. - Div	-13.00	27.02	12.87	24.95	23	18	5	1	2	2	1	1
DSP BlackRock Focus 25 Fund - Gr	-10.68	N.A	N.A	N.A	15	-	-	-	1	-	-	-
DSP BlackRock Opportunities Fund - Gr	-14.13	26.50	9.01	20.88	32	19	18	8	2	2	2	2
DSP BlackRock T.I.G.E.R. Fund - Gr	-23.51	18.88	5.91	19.91	67	56	37	12	4	4	3	2
DWS Investment Opportunity Fund - Gr	-20.56	18.96	8.39	18.04	60	55	22	19	4	4	2	3
Fidelity India Special Situations Fund - Gr	-12.92	25.85	7.99	N.A	22	23	24	-	2	2	2	-
Franklin Build India Fund - Gr	-16.28	N.A	N.A	N.A	40	-	-	-	3	-	-	-
Franklin India Flexi Cap Fund - Gr	-11.50	28.43	9.05	N.A	18	16	17	-	2	2	2	-
Franklin India Prima Plus Gr	-5.98	25.89	11.10	22.30	3	22	11	6	1	2	1	1
HDFC Capital Builder-Gr	-13.78	29.21	11.09	19.95	31	15	12	11	2	1	1	2
HDFC Core and Satellite Fund - Gr	-17.11	31.12	7.77	19.57	44	9	25	15	3	1	2	3
HDFC Growth Fund Gr	-10.11	25.51	12.82	22.93	14	25	6	4	1	2	1	1
HDFC Long Term Equity Fund - Gr	-11.69	25.72	6.71	N.A	19	24	32	-	2	2	3	-
HDFC Premier Multi-Cap Fund - Gr	-13.01	30.17	8.96	N.A	24	12	19	-	2	1	2	-
HSBC Progressive Themes Fund - Gr	-31.47	7.86	-2.39	N.A	68	62	53	-	4	4	4	-
HSBC Unique Opportunity Fund - Gr	-21.41	20.13	N.A	N.A	64	50	-	-	4	4	-	-
ICICI Prudential Services Industries Fund - Gr	-11.99	22.42	4.19	N.A	20	38	43	-	2	3	4	-
IDFC Classic Equity Fund - Plan A - Gr	-16.70	16.83	5.37	N.A	42	59	38	-	3	4	3	-
IDFC India GDP Growth Fund - Gr	-8.24	N.A	N.A	N.A	7	-	-	-	1	-	-	-
ING Contra Fund - Gr	-15.95	23.59	7.11	N.A	37	32	28	-	3	3	3	-
ING Dividend Yield Fund Gr	-10.68	34.79	15.10	N.A	15	3	2	-	1	1	1	-
ING Domestic Opportunities Fund - Gr	-14.87	23.14	6.16	18.26	34	35	34	18	2	3	3	3
JP Morgan India Equity Fund - Gr	-11.04	25.02	N.A	N.A	17	27	-	-	1	2	-	-
Kotak Contra Scheme - Gr	-17.36	22.07	7.55	N.A	45	40	27	-	3	3	2	-
Kotak Opportunities Fund - Gr	-16.34	24.37	10.02	22.32	41	30	16	5	3	2	2	1
Kotak Select Focus Fund - Gr	-15.13	N.A	N.A	N.A	36	-	-	-	3	-	-	-
L&T Contra Fund - Cum	-16.13	19.62	-3.24	N.A	38	51	54	-	3	4	4	-
L&T Opportunities - Cumm	-18.81	26.48	8.72	17.84	50	20	20	20	3	2	2	3
Mirae Asset India Opportunities Fund - Gr	-8.98	35.49	N.A	N.A	10	2	-	-	1	1	-	-
Morgan Stanley Growth Fund - Gr	-19.97	20.68	3.14	14.45	58	47	48	23	4	4	4	4
Principal Dividend Yield Fund - Gr	-17.65	24.13	5.97	11.51	46	31	36	25	3	2	3	4
Principal Growth Fund Gr	-20.51	16.31	-0.97	10.52	59	61	51	26	4	4	4	4
Principal Services Industries Fund - Gr	-18.58	19.17	3.08	N.A	49	54	49	-	3	4	4	-
Reliance Equity Opportunities Fund - Gr	-9.44	37.23	11.78	N.A	11	1	9	-	1	1	1	-
Reliance Growth Fund Gr	-19.05	24.96	11.22	24.71	51	28	10	2	3	2	1	1
Reliance Infrastructure Fund - Retail Gr	-19.51	26.48	12.91	N.A	53	20	4	-	4	2	1	-

## Blend - Equity Funds-Diversified

Scheme Name	CAGR Returns				Rank				Quartile			
	1 Year	3 Years	5 Years	7 Years	1 Year	3 Years	5 Years	7 Years	1 Year	3 Years	5 Years	7 Years
Reliance Regular Savings Equity Plan - Gr	-12.14	32.29	N.A	N.A	21	6	-	-	2	1	-	-
Religare Contra Fund - Gr	-13.36	20.25	10.11	19.75	29	49	15	14	2	4	2	3
Sahara Growth Fund Gr	-21.31	17.50	6.57	N.A	63	58	33	-	4	4	3	-
SBI Magnum COMMA Fund - Gr	-14.90	22.87	7.64	N.A	35	37	26	-	3	3	2	-
SBI Magnum Multicap Fund - Gr	-19.85	16.72	1.15	N.A	56	60	50	-	4	4	4	-
SBI Magnum Multiplier Plus 93 - Div	-17.73	22.26	8.54	24.06	47	39	21	3	3	3	2	1
SBI MSFU - Contra - Div	-19.72	19.29	6.16	22.18	54	53	34	7	4	4	3	2
SBI One India Fund - Gr	-17.08	20.95	N.A	N.A	43	46	-	-	3	3	-	-
Tata Capital Builder Fund - Gr	-16.24	24.72	5.09	N.A	39	29	40	-	3	2	3	-
Tata Contra Fund - Gr	-7.77	32.03	8.13	N.A	6	7	23	-	1	1	2	-
Tata Dividend Yield Fund - Gr	-7.25	33.97	13.93	N.A	4	4	3	-	1	1	1	-
Tata Equity Management Fund - Gr	-9.81	23.39	4.82	N.A	13	33	41	-	1	3	4	-
Tata Equity Opportunities Fund - Gr	-13.60	22.93	6.85	18.45	30	36	31	17	2	3	3	3
Tata Equity P/E Fund Gr	-13.34	29.57	12.74	20.65	28	13	7	9	2	1	1	2
Tata Ethical Fund - Gr	-9.68	31.67	6.86	19.83	12	8	30	13	1	1	3	2
Tata Service Industries Fund - Gr	-21.07	23.31	4.19	N.A	62	34	43	-	4	3	4	-
Taurus Bonanza Fund Gr	-13.15	21.38	3.44	15.19	26	43	47	22	2	3	4	4
Templeton India Growth Fund Gr	-19.92	25.46	10.47	19.46	57	26	14	16	4	2	2	3
UTI Contra Fund - Gr	-22.72	17.72	4.46	N.A	65	57	42	-	4	4	4	-
UTI Dividend Yield Fund - Gr	-7.61	29.39	15.28	N.A	5	14	1	-	1	1	1	-
UTI MNC Fund - Gr	1.53	33.13	12.58	N.A	1	5	8	-	1	1	1	-
UTI Services Industries Fund - Div	-14.42	21.94	4.06	13.86	33	41	45	24	2	3	4	4
<b>Average of Blend Funds</b>	<b>-14.89</b>	<b>24.51</b>	<b>7.33</b>	<b>18.77</b>								
<b>BSE 200</b>	<b>-15.12</b>	<b>23.45</b>	<b>6.56</b>	<b>16.27</b>								
<b>NSE 500</b>	<b>-15.15</b>	<b>23.73</b>	<b>6.13</b>	<b>15.79</b>								
<b>Universe</b>	<b>68</b>	<b>62</b>	<b>54</b>	<b>27</b>								

## ELSS/Tax Saving Funds

Scheme Name	CAGR Returns				Rank				Quartile			
	1 Year	3 Years	5 Years	7 Years	1 Year	3 Years	5 Years	7 Years	1 Year	3 Years	5 Years	7 Years
Birla Sun Life Tax Plan - Div	-11.78	21.01	4.15	16.91	8	20	17	9	2	4	3	3
Birla Sun Life Tax Relief 96 Fund - Div	-20.99	22.79	5.00	15.64	27	15	15	12	4	3	3	4
BNP Paribas Tax Advantage Plan - Gr	-7.26	22.49	1.85	N.A	3	16	21	-	1	3	4	-
Canara Robeco Equity Tax Saver Fund - Div	-9.79	33.82	14.70	23.66	5	1	1	2	1	1	1	1
DSP BlackRock Tax Saver Fund - Gr	-17.67	24.67	N.A	N.A	22	13	-	-	4	2	-	-
DWS Tax Saving Fund - Gr	-20.24	17.65	3.78	N.A	25	24	18	-	4	4	4	-
Fidelity Tax Advantage Fund - Gr	-10.09	29.56	12.87	N.A	6	5	3	-	1	1	1	-
Franklin India Taxshield Gr	-3.13	28.00	11.17	20.96	1	8	5	6	1	2	1	2
HDFC Long Term Advantage Fund - Gr	-12.88	26.83	7.80	18.13	11	10	9	8	2	2	2	3
HDFC Tax saver - Gr	-14.37	29.61	8.98	23.24	15	4	6	3	3	1	2	1
HSBC Tax Saver Equity Fund - Gr	-17.05	22.25	N.A	N.A	21	17	-	-	4	3	-	-
ICICI Prudential Tax Plan-Gr	-10.68	32.22	7.87	21.56	7	2	8	4	2	1	2	2
IDFC Tax Advantage (ELSS) Fund - Gr	-12.80	N.A	N.A	N.A	10	-	-	-	2	-	-	-
ING Tax Savings Fund - Gr	-12.54	29.21	2.70	15.82	9	6	19	11	2	1	4	3
Kotak Tax Saver - Gr	-16.60	22.11	5.73	N.A	20	18	14	-	3	3	3	-
L&T Tax Saver Fund - Cumulative	-20.49	24.10	2.02	N.A	26	14	20	-	4	3	4	-
LIC Nomura Tax Plan Gr	-14.38	18.19	1.61	8.97	16	23	22	15	3	4	4	4
Principal Personal Tax Saver	-18.65	21.00	6.56	15.55	23	21	13	13	4	4	3	4
Principal Tax Savings Fund	-20.17	14.76	1.01	13.54	24	26	23	14	4	4	4	4
Reliance Tax Saver Fund - Gr	-14.99	25.78	7.66	N.A	17	11	10	-	3	2	2	-
Religare Tax Plan - Gr	-8.90	31.87	N.A	N.A	4	3	-	-	1	1	-	-
Sahara Tax Gain Fund Gr	-12.94	28.85	12.32	20.97	12	7	4	5	2	2	1	2
SBI Magnum Tax Gain Fund - Div	-13.56	22.04	6.83	24.70	14	19	12	1	3	3	3	1
Sundaram Tax Saver - Div	-16.33	17.57	8.60	20.80	19	25	7	7	3	4	2	2
Tata Tax Saving Fund - Div	-7.06	25.48	7.04	16.34	2	12	11	10	1	2	2	3
Taurus Tax Shield - Gr	-15.75	27.98	14.59	N.A	18	9	2	-	3	2	1	-
UTI Equity Tax Saving Plan - Gr	-13.00	20.60	4.76	N.A	13	22	16	-	2	4	3	-
<b>Average of ELSS</b>	<b>-13.86</b>	<b>24.63</b>	<b>6.94</b>	<b>18.45</b>								
<b>BSE 30</b>	<b>-11.56</b>	<b>21.84</b>	<b>6.32</b>	<b>16.27</b>								
<b>NSE 50</b>	<b>-11.43</b>	<b>22.67</b>	<b>7.17</b>	<b>16.79</b>								
<b>Universe</b>	<b>27</b>	<b>26</b>	<b>23</b>	<b>15</b>								

As on 31-10-2011

## NSE Based Index Funds

Scheme Name	CAGR Returns %				Rank				Quartile (180 Days)	Quartile (1 year)	Quartile (2 years)	Quartile (3 years)	Sharpe Ratio
	180 Days	1 Year	2 Years	3 Years	180 Days	1 Year	2 Years	3 Years					
Birla Sun Life Index Fund - Gr	-3.49	-12.35	5.73	22.10	6	8	7	4	3	4	4	2	-0.049
Franklin India Index Fund-NSE Nifty Plan-Gr	-3.21	-11.26	6.36	22.50	5	4	3	2	3	2	2	1	-0.045
HDFC Index Fund Nifty	-3.62	-11.66	5.61	20.60	8	6	8	8	4	3	4	4	-0.046
ICICI Prudential Index Fund - Nifty Plan	-2.79	-10.71	7.01	23.38	1	1	1	1	1	1	1	1	-0.044
LIC Nomura Index Fund Nifty Gr	-3.05	-10.89	6.73	20.69	2	2	2	7	1	1	1	4	-0.045
Principal Index Fund Gr	-3.17	-11.16	6.26	21.88	4	3	5	6	2	2	3	3	-0.044
SBI Magnum Index Fund Gr	-3.13	-11.41	6.36	22.38	3	5	3	3	2	3	2	2	-0.046
UTI Nifty Index Fund - Div	-3.50	-11.75	5.97	22.07	7	7	6	5	4	4	3	3	-0.047
<b>Average of NSE Index Fund</b>	<b>-3.25</b>	<b>-11.40</b>	<b>6.25</b>	<b>21.95</b>									
<b>NSE 50</b>	<b>-3.80</b>	<b>-11.43</b>	<b>6.32</b>	<b>22.67</b>									
<b>Universe</b>	<b>8</b>	<b>8</b>	<b>8</b>	<b>8</b>									

## Sensex Based Index Funds

Scheme Name	CAGR Returns %				Rank				Quartile (180 Days)	Quartile (1 year)	Quartile (2 years)	Quartile (3 years)	Sharpe Ratio
	180 Days	1 Year	2 Years	3 Years	180 Days	1 Year	2 Years	3 Years					
Franklin India Index Fund-BSE Sensex Plan-Gr	-3.55	-11.34	5.72	21.85	3	3	4	3	2	2	3	2	-0.045
HDFC Index Sensex Plan	-3.78	-12.11	5.19	20.17	6	6	6	7	4	4	4	4	-0.048
HDFC Index Sensex Plus Plan	-2.32	-9.18	8.78	24.77	1	1	1	1	1	1	1	1	-0.045
LIC Nomura Index Fund Sensex Adva. Plan Gr	-4.26	-12.18	4.85	20.47	7	7	7	6	4	4	4	4	-0.051
LIC Nomura Index Fund Sensex Gr	-3.64	-11.43	5.79	21.43	4	4	3	4	3	3	2	3	-0.046
Tata Index Fund Sensex Plan - Option A(G)	-3.73	-11.76	5.22	20.98	5	5	5	5	3	3	3	3	-0.047
UTI Master Index Fund - Div	-3.34	-11.07	6.08	22.03	2	2	2	2	2	2	2	2	-0.044
<b>Average of BSE Index Fund</b>	<b>-3.52</b>	<b>-11.30</b>	<b>5.95</b>	<b>21.67</b>									
<b>BSE 30 (SENSEX)</b>	<b>-4.14</b>	<b>-11.56</b>	<b>5.53</b>	<b>21.84</b>									
<b>Universe</b>	<b>7</b>	<b>7</b>	<b>7</b>	<b>7</b>									

SECTOR SPECIFIC EQUITY FUNDS	Scheme Name	CAGR Returns %				Rank				Sharpe Ratio
		180 Days	1 Year	3 Years	5 Years	180 Days	1 Year	3 Years	5 Years	
<b>Technology Funds</b>	Birla Sun Life New Millennium Fund - Gr	-4.87	-11.98	19.02	0.84	4	5	5	5	-0.043
	DSPML Technology.com Fund Gr	-4.22	-11.53	23.84	8.60	3	4	4	1	-0.012
	Franklin Infotech Fund Gr	-2.28	-3.23	29.16	4.53	2	2	2	3	-0.021
	ICICI Prudential Technology Gr	-4.90	-5.01	36.34	6.14	5	3	1	2	-0.045
	SBI MSFU - IT	-1.52	-2.64	25.54	1.65	1	1	3	4	-0.011
	<b>BSE Teck</b>	<b>-2.75</b>	<b>-4.21</b>	<b>17.71</b>	<b>1.36</b>					
<b>Pharma Funds</b>	Reliance Pharma Fund - Gr	0.38	-0.63	45.77	22.67	3	3	1	1	-0.018
	SBI MSFU - Pharma - Div	1.79	0.54	36.04	5.25	1	2	2	3	-0.012
	UTI Pharma & Healthcare Fund - Div	1.14	1.07	29.28	12.14	2	1	3	2	-0.010
	<b>BSE Pharma</b>	<b>0.27</b>	<b>-4.59</b>	<b>30.22</b>	<b>11.03</b>					
<b>FMCG Funds</b>	ICICI Prudential FMCG Fund-Gr	17.88	18.58	38.45	15.30	1	1	2	2	0.064
	SBI MSFU - FMCG	11.20	11.56	42.50	17.83	2	2	1	1	0.035
	<b>BSE FMCG</b>	<b>13.96</b>	<b>16.31</b>	<b>32.60</b>	<b>15.24</b>					
<b>Banking Funds</b>	ICICI Prudential Banking and Financial Services Fund- Gr	-15.64	-19.42	29.29	N.A	3	1	5	-	-0.067
	Reliance Banking Fund - Gr	-18.82	-23.31	34.76	20.34	6	5	2	1	-0.071
	Religare Banking Fund - Gr	-12.02	-19.44	30.01	N.A	1	2	4	-	-0.062
	Sahara Banking & Financial Services Fund - Gr	-12.06	-20.71	38.76	N.A	2	3	1	-	-0.073
	Sundaram Financial Ser. Opp. Fund - Gr	-18.13	-24.05	24.59	N.A	5	6	6	-	-0.080
	UTI Banking Sector Fund - Gr	-16.62	-20.75	31.18	15.20	4	4	3	2	-0.068
	<b>BSE Bankex</b>	<b>-7.80</b>	<b>-18.19</b>	<b>31.73</b>	<b>12.00</b>					
<b>Other Sectors</b>	IDFC Strategic Sector 50-50 Equity Fund A - Gr	-12.28	-16.14	18.73	N.A	3	3	4	-	-0.063
	Reliance Diversified Power Sector Fund - Gr	-31.50	-31.98	14.39	12.95	6	7	6	1	-0.131
	Reliance Media & Entertainment Fund - Gr	-1.35	-14.20	23.61	5.78	2	2	2	3	-0.065
	Sahara Power & Natural Resources Fund - Gr	-15.91	-22.07	22.94	N.A	4	5	3	-	-0.105
	Sundaram Entertainment Opportunities Fund - Gr	-32.81	-25.29	8.77	N.A	7	6	7	-	-0.115
	UTI Energy Fund - Gr	-17.33	-18.08	16.12	-1.45	5	4	5	4	-0.099
	UTI Transportation and Logistics Fund- Gr	11.14	-8.83	38.20	7.69	1	1	1	2	-0.040
<b>Equity Funds - Domestic International</b>	Birla Sun Life International Equity Fund - B - Gr	-6.29	-9.90	16.55	N.A	4	5	8	-	-0.060
	DSPBR Natural Resources & New Energy Fund - Gr	-0.68	-8.22	29.80	N.A	1	3	1	-	-0.042
	Fidelity International Opportunities Fund - Gr	-4.51	-9.78	24.92	N.A	3	4	4	-	-0.058
	ICICI Prudential Indo Asia Equity Fund - Gr	-3.26	-6.83	25.63	N.A	2	1	3	-	-0.049
	Reliance Natural Resources Fund - Gr	-7.17	-8.15	19.92	N.A	5	2	5	-	-0.048
	Tata Growing Economies Infrastructure Fund B - Gr	-9.79	-18.45	18.21	N.A	7	8	6	-	-0.126
	Tata Indo-Global Infrastructure Fund - Gr	-7.91	-18.09	17.40	N.A	6	7	7	-	-0.118
	Templeton India Equity Income Fund - Gr	-10.67	-13.64	28.51	10.99	8	6	2	1	-0.068
	<b>Avg. of Domestic International Funds</b>	<b>-6.29</b>	<b>-11.63</b>	<b>22.62</b>	<b>10.99</b>					
	<b>Universe</b>	<b>8</b>	<b>8</b>	<b>8</b>	<b>1</b>					

	Scheme Name	CAGR Returns %				Rank				Sharpe Ratio
		90 Days	180 Days	1 Year	2 Years	90 Days	180 Days	1 Year	2 Years	
<b>Equity Funds - International</b>	AIG World Gold Fund - Gr	6.81	8.55	15.63	25.27	3	1	2	1	0.028
	Birla SL CEF - Global Agri Plan - Gr	-3.43	-10.45	-4.59	5.92	18	19	17	9	-0.014
	Birla SL CEF - Global Multi Commodity Plan - Gr	-0.61	-9.46	1.04	3.02	12	17	14	16	0.000
	Birla SL CEF - Global Precious Metals Plan - Gr	8.03	3.94	6.68	12.20	1	3	7	3	0.014
	Birla Sun Life International Equity Fund - A - Gr	3.39	-4.15	10.17	6.07	8	11	5	8	0.026
	DSP BlackRock World Energy Fund - Gr	-0.23	-3.20	16.16	5.72	11	7	1	12	0.032
	DSP BlackRock World Gold Fund - Gr	7.33	7.76	11.23	18.95	2	2	4	2	0.024
	DSP BlackRock World Mining Fund - Regular Gr	-3.13	-7.51	1.91	N.A	17	16	12	-	0.002
	DWS Global Agribusiness Offshore Fund - Gr	4.51	-2.27	6.16	N.A	6	5	8	-	0.006
	DWS Global Thematic Offshore Fund - Gr	4.30	-3.96	5.33	5.21	7	10	10	13	0.006
	Fidelity Global Real Assets Fund - Gr	2.49	-3.74	12.00	N.A	9	9	3	-	0.021
	Franklin Templeton Asian Equity Fund - Gr	-3.00	-3.31	1.19	5.75	16	8	13	11	-0.004
	HSBC Emerging Markets Fund - Gr	-5.31	-10.52	-4.62	1.54	19	20	18	17	-0.022
	ING Global Real Estate Fund - Gr	5.24	1.69	10.04	10.29	5	4	6	5	0.027
	ING Latin America Equity Fund - Gr	6.19	-3.05	-5.92	5.79	4	6	19	10	-0.022
	ING Optimix Global Commodities Fund - Gr	0.67	-5.28	5.36	10.84	10	14	9	4	0.012
	Kotak Global Emerging Market Fund - Gr	-1.62	-4.70	-0.40	6.10	14	13	15	7	-0.007
	Mirae Asset Global Commodity Stock Fund - Gr	-5.75	-9.83	-3.60	3.39	20	18	16	14	-0.014
	Principal Global Opportunity Fund Gr	-1.81	-4.37	4.27	8.17	15	12	11	6	0.007
	Tata Growing Economies Infrastructure Fund A - Gr	-1.37	-5.65	-6.77	3.18	13	15	20	15	-0.072
<b>Avg. of International Equity Funds</b>	<b>1.14</b>	<b>-3.48</b>	<b>4.06</b>	<b>8.08</b>						
<b>Universe</b>	<b>20</b>	<b>20</b>	<b>20</b>	<b>17</b>						
<b>Closed Ended Equity Funds</b>	Canara Robeco Multicap Fund - Gr	-3.95	-2.92	-8.48	11.74	1	2	1	1	-0.059
	LIC Nomura India Vision Fund - Gr	-4.28	-5.33	-19.00	2.55	3	3	3	3	-0.073
	Sundaram Select Small-Cap Fund - Gr	-4.09	0.11	-16.21	9.97	2	1	2	2	-0.077
	<b>Avg. of Closed Ended Equity Funds</b>	<b>-4.11</b>	<b>-2.71</b>	<b>-14.56</b>	<b>8.09</b>					

Infrastructure Funds

Scheme Name	CAGR Returns %				Rank				Quartile (1 year)	Quartile (3 years)	Quartile (5 years)	Quartile (7 years)
	1 Year	3 Years	5 Years	7 Years	1 Year	3 Years	5 Years	7 Years				
AIG Infrastru. & Economic Reform Fund-Gr	-11.26	24.19	N.A	N.A	2	3	-	-	1	1	-	-
Bharti AXA Focused Infrastructure Fund-Gr	-23.72	N.A	N.A	N.A	10	-	-	-	3	-	-	-
Birla Sun Life Infrastructure Fund - Gr	-23.15	21.28	5.25	N.A	8	5	6	-	2	2	3	-
Canara Robeco Infrastructure - Gr	-10.01	28.65	10.45	N.A	1	1	1	-	1	1	1	-
DSP BlackRock T.I.G.E.R. Fund - Gr	-23.51	18.88	5.91	19.91	9	6	4	1	2	2	2	4
Escorts Infrastructure Fund - Gr	-35.82	3.99	N.A	N.A	18	17	-	-	4	4	-	-
HDFC Infrastructure Fund - Gr	-25.75	21.91	N.A	N.A	15	4	-	-	4	1	-	-
ICICI Prudential Infrastructure Fund - Gr	-18.15	17.11	8.69	N.A	4	9	2	-	1	3	1	-
L&T Infrastructure Fund - Gr	-26.09	13.10	N.A	N.A	16	13	-	-	4	4	-	-
LIC Nomura Infrastructure Fund - Gr	-22.26	13.31	N.A	N.A	7	12	-	-	2	3	-	-
Reliance Infrastructure Fund - Retail Gr	-36.34	N.A	N.A	N.A	19	-	-	-	4	-	-	-
Religare Infrastructure Fund - Gr	-17.85	17.53	N.A	N.A	3	7	-	-	1	2	-	-
Sahara Infrastructure Fund Fixed - Gr	-21.96	16.58	5.76	N.A	6	10	5	-	2	3	3	-
Sahara Infrastructure Fund Variable - Gr	-21.31	17.50	6.57	N.A	5	8	3	-	2	2	2	-
SBI Infrastructure Fund - Series 1 - Gr	-25.58	12.71	N.A	N.A	13	15	-	-	3	4	-	-
Sundaram CAPEX Opportunities Fund-Gr	-29.58	12.99	3.16	N.A	17	14	8	-	4	4	4	-
Tata Infrastructure Fund - Gr	-25.35	15.00	4.91	N.A	12	11	7	-	3	3	4	-
Taurus Infrastructure Fund - Gr	-25.24	26.17	N.A	N.A	11	2	-	-	3	1	-	-
UTI Infrastructure Fund - Gr	-25.63	9.70	1.74	N.A	14	16	9	-	3	4	4	-
<b>Average of Infra Funds</b>	<b>-23.61</b>	<b>17.09</b>	<b>5.83</b>	<b>19.91</b>								

Child Funds

Scheme Name	CAGR Returns %				Rank				Quartile (180 Days)	Quartile (1 year)	Quartile (3 years)	Quartile (5 years)	Sharpe Ratio
	180 Days	1 Year	3 Years	5 Years	180 Days	1 Year	3 Years	5 Years					
HDFC Children Gift Investment	5.77	2.00	29.92	12.18	2	3	1	1	1	2	1	1	-0.007
HDFC Children Gift Savings	8.71	7.30	15.19	9.68	1	1	5	2	1	1	2	1	0.071
ICICI Prudential Child Care Plan-Gift Plan	-4.25	-15.14	25.48	7.06	8	9	2	6	4	4	1	3	-0.078
ICICI Prudential Child Care Plan-Study Plan	3.08	1.94	13.56	9.55	4	4	7	3	2	2	3	2	-0.035
LIC MF Childrens Fund Gr	-10.86	-12.38	11.41	-8.16	9	8	8	10	4	4	4	4	-0.075
Principal Conservative Growth Fund - Gr	-14.78	-16.58	15.89	9.34	10	10	4	4	4	4	2	2	-0.099
SBI Magnum Children Benefit Plan	4.95	3.09	9.89	6.74	3	2	9	7	2	1	4	3	-0.012
Tata Young Citizen	1.30	-8.12	14.25	6.00	7	6	6	8	3	3	3	4	-0.098
Templeton India Child. Asset Plan Gift Gr	2.81	-2.28	19.99	8.53	6	5	3	5	3	2	2	2	-0.032
UTI Childrens Career Balanced Plan-Gr	3.04	-8.71	7.49	3.02	5	7	10	9	2	3	4	4	-0.064
<b>Average of Child Funds</b>	<b>-0.02</b>	<b>-4.89</b>	<b>16.31</b>	<b>6.39</b>									
<b>Universe</b>	<b>10</b>	<b>10</b>	<b>10</b>	<b>10</b>									

## Balanced Funds

Scheme Name	CAGR Returns %				Rank				Quartile (180 Days)	Quartile (1 year)	Quartile (3 years)	Quartile (5 years)	Sharpe Ratio
	180 Days	1 Year	3 Years	5 Years	180 Days	1 Year	3 Years	5 Years					
Birla Sun Life 95 Fund - Gr	-1.31	-6.11	27.39	11.86	8	6	3	5	2	2	1	2	-0.055
Canara Robeco Balance Fund - Div	-0.17	-3.91	24.75	9.83	6	4	6	7	2	1	2	2	-0.049
DSP BlackRock Balance Fund - Gr	-2.26	-8.44	21.47	11.72	12	9	8	6	3	3	2	2	-0.066
FT India Balance Fund Gr	0.68	-3.16	18.98	9.12	3	3	11	8	1	1	3	2	-0.036
HDFC Balance Fund Gr	1.23	-1.66	29.90	12.10	2	1	2	3	1	1	1	1	-0.032
HDFC Prudential Fund - Gr.	-1.80	-6.40	32.06	13.95	9	7	1	1	3	2	1	1	-0.051
ICICI Prudential Balanced Fund-Gr	1.42	-1.74	22.43	6.96	1	2	7	12	1	1	2	3	-0.029
ING Balance Fund - Gr	-1.04	-7.10	18.71	7.15	7	8	12	11	2	2	3	3	-0.056
JM Balanced Fund Gr	-0.16	-11.26	16.73	0.03	5	14	15	17	2	4	4	4	-0.064
Kotak Balance	-2.24	-8.63	17.86	7.67	11	10	13	10	3	3	4	3	-0.035
LIC MF Balance Fund Plan C - Gr	-2.05	-10.45	13.14	4.18	10	13	17	16	3	4	4	4	-0.068
Principal Balance Fund - Gr	-5.12	-14.72	16.25	5.67	16	17	16	15	4	4	4	4	-0.091
Reliance Regular Savings Balance Plan-Gr	-4.06	-12.77	26.45	13.25	15	15	4	2	4	4	1	1	-0.074
SBI Magnum Balance Fund - Div	-5.83	-13.69	17.08	5.91	17	16	14	14	4	4	4	4	-0.086
Sundaram Balanced Fund Gr	-2.50	-10.37	20.23	8.12	13	12	10	9	4	3	3	3	-0.059
Tata Balanced Fund - Gr	0.33	-4.30	26.13	11.96	4	5	5	4	1	2	2	1	-0.038
UTI Balance Fund Gr	-3.01	-9.63	21.06	6.88	14	11	9	13	4	3	3	4	-0.064
<b>Average of Balanced Funds</b>	<b>-1.64</b>	<b>-7.90</b>	<b>21.80</b>	<b>8.61</b>									
<b>Universe</b>	<b>17</b>	<b>17</b>	<b>17</b>	<b>17</b>									

## Monthly Income Plans (Max. Equity 15%)

Scheme Name	Annualised Returns %				Rank				Quartile (180 Days)	Quartile (1 year)	Quartile (2 years)	Quartile (3 years)	Sharpe Ratio
	180 Days	1 Year	2 Years	3 Years	180 Days	1 Year	2 Years	3 Years					
Birla Sun Life MIP - Gr	6.50	4.69	6.85	12.09	5	4	3	3	2	1	1	1	0.015
Birla Sun Life Monthly Income - Gr	6.15	4.35	6.91	12.94	6	5	2	2	2	2	1	1	0.012
Birla Sun Life MIP II - Savings 5 - Gr	8.69	6.93	6.55	8.92	1	2	5	9	1	1	2	3	0.142
BNP Paribas Monthly Income Plan - Gr	8.04	5.28	4.11	5.89	2	3	13	14	1	1	4	4	0.036
Fidelity Wealth Builder Fund - Plan A - Gr	3.42	2.48	4.15	N.A	13	12	12	-	4	3	3	-	-0.032
HDFC MF Monthly Income Plan - ST - Gr	5.39	3.25	6.08	10.76	8	8	7	6	2	2	2	2	-0.014
HDFC Multiple Yield Fund - Plan 2005 - Gr	7.86	7.12	9.56	13.08	3	1	1	1	1	1	1	1	0.143
HSBC MIP - Regular Plan - Gr	3.84	1.85	4.55	9.58	12	13	10	8	3	4	3	3	-0.050
ICICI Prudential MIP-Cum	5.25	4.35	6.27	11.63	9	5	6	4	3	2	2	2	0.008
ING MIP - Plan B - Gr	1.80	1.74	3.27	6.60	16	14	16	12	4	4	4	4	-0.051
JM MIP Fund - Growth Plan - Gr	7.46	3.23	5.04	5.58	4	9	9	15	1	3	3	4	-0.010
LIC Nomura Monthly Income Plan Gr	1.91	0.61	4.10	8.42	15	16	14	10	4	4	4	3	-0.013
Principal MIP - Gr	4.64	2.54	4.36	9.98	10	11	11	7	3	3	3	2	-0.043
SBI Magnum Monthly Income Plan-Gr	3.01	1.35	5.41	6.26	14	15	8	13	4	4	2	4	-0.055
Tata Monthly Income Fund - Gr	4.19	2.92	3.47	7.07	11	10	15	11	3	3	4	3	-0.022
UTI Monthly Income Scheme - Gr	5.55	3.90	6.78	11.17	7	7	4	5	2	2	1	2	0.003
<b>Average of MIPs(Max.Equity 15%)</b>	<b>5.23</b>	<b>3.54</b>	<b>5.47</b>	<b>9.33</b>									
<b>Universe</b>	<b>16</b>	<b>16</b>	<b>16</b>	<b>15</b>									

## Monthly Income Plans (Max. Equity 20%)

Scheme Name	Annualised Returns %				Rank				Quartile (180 Days)	Quartile (1 year)	Quartile (2 years)	Quartile (3 years)	Sharpe Ratio
	180 Days	1 Year	2 Years	3 Years	180 Days	1 Year	2 Years	3 Years					
Canara Robeco Monthly Income Plan - Gr	6.38	4.71	7.96	14.35	3	2	1	2	2	1	1	1	0.024
FT India MIP Gr	7.16	4.75	6.52	10.46	1	1	3	4	1	1	2	2	0.012
Kotak Monthly Income Plan - Gr	4.03	2.41	5.76	6.81	5	5	5	7	3	3	3	4	-0.030
L&T Monthly Income Plan - Cum	4.94	3.26	5.32	7.78	4	3	6	6	2	2	3	3	-0.013
Reliance MIP Gr	1.48	1.48	6.60	14.81	7	7	2	1	4	4	1	1	-0.041
SBI Magnum Income Plus - Inv Plan - Gr	6.50	2.79	4.43	8.61	2	4	7	5	1	2	4	3	-0.019
Sundaram MIP - Moderate - Gr	-1.68	-2.68	2.57	5.29	8	8	8	8	4	4	4	4	-0.098
Tata MIP Plus - Gr	3.45	2.34	6.09	10.65	6	6	4	3	3	3	2	2	-0.027
<b>Average of MIPs (Max.Equ. 20%)</b>	<b>4.03</b>	<b>2.38</b>	<b>5.66</b>	<b>9.85</b>									
<b>Universe</b>	<b>8</b>	<b>8</b>	<b>8</b>	<b>8</b>									



## Monthly Income Plans (Max. Equity 30%)

Scheme Name	Annualised Returns %				Rank				Quartile (180 Days)	Quartile (1 year)	Quartile (2 years)	Quartile (3 years)	Sharpe Ratio
	180 Days	1 Year	2 Years	3 Years	180 Days	1 Year	2 Years	3 Years					
Birla Sun Life MIP II Wealth 25 - Gr	6.19	2.92	6.56	14.03	1	3	3	3	1	2	2	2	-0.013
DSP BlackRock MIP Fund - Gr	5.51	3.70	5.46	10.05	3	1	5	7	2	1	3	4	-0.002
Fidelity Wealth Builder Fund - Plan B - Gr	2.62	0.71	5.45	N.A	7	6	6	-	4	3	3	-	-0.040
HDFC MF Monthly Income Plan - LT - Gr	2.80	1.98	7.73	16.76	5	4	1	1	3	2	1	1	-0.028
HSBC MIP - Saving Plan - Gr	2.64	-0.15	5.04	11.38	6	7	7	5	3	4	4	3	-0.058
ICICI Prudential MIP 25 Gr	6.11	3.37	6.90	14.11	2	2	2	2	1	1	1	2	-0.009
Principal MIP Plus Gr - Accumulation	1.35	-0.23	3.46	10.10	8	8	8	6	4	4	4	4	-0.076
UTI MIS Advantage Growth	3.42	1.94	6.28	12.56	4	5	4	4	2	3	2	3	-0.032
<b>Average of MIPs (Max.Equ. 30%)</b>	<b>3.83</b>	<b>1.78</b>	<b>5.86</b>	<b>12.71</b>									
<b>Universe</b>	<b>8</b>	<b>8</b>	<b>8</b>	<b>7</b>									

## Liquid Funds - Regular Plan

Scheme Name	Annualised Returns %				Rank				Quartile (7 days)	Quartile (15 days)	Quartile (30 days)	Quartile (90 days)
	7 Days	15 Days	30 Days	90 Days	7 Days	15 Days	30 Days	90 Days				
AIG India Liquid Fund - Retail Gr	8.52	8.53	8.47	8.38	21	20	27	22	2	2	3	3
Axis Liquid Fund - Retail Gr	8.92	8.69	9.17	8.51	6	15	10	18	1	2	1	2
Baroda Pioneer Liquid Fund Gr	9.01	9.03	9.67	8.96	4	5	1	3	1	1	1	1
Birla Sun Life Cash Plus - Gr	8.25	8.28	N.A	N.A	29	29	-	-	3	3	-	-
BNP Paribas Overnight Fund - Gr	8.26	8.33	8.93	8.39	28	27	15	21	3	3	2	3
Canara Robeco Liquid Fund - Gr	7.99	7.98	7.99	N.A	36	37	36	-	4	4	4	-
Daiwa Liquid Fund - Retail - Gr	9.05	9.05	9.60	8.60	2	2	2	14	1	1	1	2
DSP BlackRock Liquidity Fund - Gr	8.74	8.74	9.38	8.73	15	14	6	12	2	2	1	2
DWS Insta Cash Plus Fund - Gr	8.30	8.33	8.90	8.28	27	27	17	26	3	3	2	3
DWS Treasury Fund - Cash Plan - Gr	7.10	7.09	7.58	7.03	42	42	39	38	4	4	4	4
Edelweiss Liquid Fund - Retail Gr	7.98	8.04	8.72	8.22	37	35	21	28	4	4	3	3
Fidelity Cash Fund Retail Gr	8.16	8.18	8.82	8.28	30	30	19	26	3	3	2	3
HDFC CMF - Savings Plan - Gr	8.75	8.76	9.37	8.77	14	12	7	11	2	2	1	2
HDFC Liquid Fund - Gr	8.77	8.77	9.41	8.80	13	11	5	9	2	2	1	1
HSBC Cash Fund - Gr	8.12	8.10	8.46	7.76	32	32	29	34	4	4	3	4
ICICI Prudential Liquid Plan-Gr	8.16	8.16	8.43	8.07	30	31	32	31	3	3	4	4
IDBI Liquid Fund - Gr	9.03	9.05	9.08	8.99	3	2	11	2	1	1	2	1
IDFC Cash Fund - Gr	8.37	8.38	8.39	8.45	26	26	33	20	3	3	4	3
ING Liquid Fund - Gr	8.51	8.52	8.86	8.56	22	21	18	16	3	2	2	2
JM High Liquidity Fund Gr	8.92	8.91	8.96	8.86	6	6	14	6	1	1	2	1
JP Morgan India Liquid Fund - Gr	8.91	8.91	9.52	8.85	8	6	3	7	1	1	1	1
Kotak Liquid Gr	8.00	7.99	8.47	7.84	35	36	27	33	4	4	3	4
L&T Liquid Fund - Reg. Gr	7.54	7.58	7.62	7.95	39	38	38	32	4	4	4	4
LIC Nomura Liquid Fund Gr	8.53	8.51	8.44	8.35	20	22	31	24	2	3	4	3
Mirae Asset India Liquid Fund - Gr	7.51	7.23	7.55	7.05	40	41	40	37	4	4	4	4
Morgan Stanley Liquid Fund - Gr	8.86	8.88	9.46	N.A	11	10	4	-	2	1	1	-
Peerless Liquid Fund - Retail - Growth	7.59	7.56	8.05	7.38	38	39	35	35	4	4	4	4
Pramerica Liquid Fund - Gr	9.20	9.18	9.23	9.07	1	1	9	1	1	1	1	1
Principal Cash Management Fund - Gr	8.89	8.89	8.93	8.89	9	9	15	5	1	1	2	1
Reliance Liquid Fund - Treasury Plan - Gr	8.45	8.46	8.48	8.51	23	23	26	18	3	3	3	2
Reliance Liquid Fund Cash Plan - Gr	8.78	8.75	8.78	8.83	12	13	20	8	2	2	2	1
Religare Liquid Fund - Retail - Gr	8.10	8.09	8.68	8.19	33	33	24	29	4	4	3	4
Sahara Liquid Fund Variable - Gr	8.68	8.65	8.72	8.78	17	17	21	10	2	2	3	2
SBI Magnum Insta Cash -Cash Plan	8.65	8.64	8.70	8.67	18	18	23	13	2	2	3	2
SBI Magnum Insta Cash Liquid Floater Plan - Gr	8.63	8.59	8.60	8.54	19	19	25	17	2	2	3	2
Sundaram Money Fund Gr	7.30	7.31	7.82	7.22	41	40	37	36	4	4	4	4
Tata Liquid Fund - Gr	8.09	8.09	8.14	8.13	34	33	34	30	4	4	4	4
Tata Liquidity Management Fund - Gr	8.73	8.68	9.00	8.58	16	16	13	15	2	2	2	2
Taurus Liquid Fund-Gr	8.89	8.91	9.26	8.93	9	6	8	4	1	1	1	1
Templeton India Treasury Mngt. - Gr	8.45	8.43	9.06	8.36	23	24	12	23	3	3	2	3
Union KBC Liquid Fund - Gr	9.01	9.05	N.A	N.A	4	2	-	-	1	1	-	-
UTI Liquid Cash Plan Gr	8.39	8.40	8.45	8.35	25	25	30	24	3	3	3	3
<b>Average of Liquid Funds - Regular Plan</b>	<b>8.43</b>	<b>8.42</b>	<b>8.73</b>	<b>8.37</b>								
<b>Universe</b>	<b>42</b>	<b>42</b>	<b>40</b>	<b>38</b>								

## Liquid Funds - Institutional Plan

Scheme Name	Annualised Returns %				Rank				Quartile (7 days)	Quartile (15 days)	Quartile (30 days)	Quartile (90 days)
	7 Days	15 Days	30 Days	90 Days	7 Days	15 Days	30 Days	90 Days				
AIG India Liquid Fund Instit. - Gr	8.82	8.83	8.77	8.68	19	19	25	20	3	3	4	3
Axis Liquid Fund - Institutional Gr	9.37	9.14	9.66	8.97	1	1	4	4	1	1	1	1
Baroda Pioneer Liquid Fund - Instit. Gr	9.01	9.03	9.67	8.96	7	7	2	6	1	1	1	1
Birla Sun Life Cash Plus - Instit. Gr	8.35	8.38	N.A	N.A	32	32	-	-	4	4	-	-
Birla Sun Life Cash Plus - Instit. Premium Plan - Gr	8.89	8.93	N.A	N.A	16	13	-	-	2	2	-	-
BNP Paribas Overnight Fund - Instit. Plan - Gr	8.89	8.96	9.59	8.95	16	8	6	7	2	1	1	1
Canara Robeco Liquid Fund - Instit. Plan - Gr	8.59	8.58	8.59	N.A	26	26	29	-	4	4	4	-
Daiwa Liquid Fund - Instit. Plan - Gr	9.05	9.05	9.67	8.99	5	4	2	3	1	1	1	1
DSP BlackRock Liquidity Fund - Institutional - Gr	8.93	8.95	9.59	8.93	10	11	6	9	2	2	1	2
DWS Insta Cash Plus Fund - Instit. Plan Gr	8.80	8.82	9.43	8.79	20	20	11	18	3	3	2	3
HDFC Liquid Fund Premium Plan - Gr	8.89	8.91	9.53	8.90	16	15	10	12	2	2	2	2
HDFC Liquid Fund Premium Plus Plan - Gr	8.90	8.90	9.54	8.90	12	17	9	12	2	3	2	2
HSBC Cash Fund - Instit. - Gr	8.28	8.24	8.62	7.91	33	33	28	30	4	4	4	4
HSBC Cash Fund - Instit. Plus - Gr	8.52	8.48	8.88	8.17	27	28	24	29	4	4	4	4
ICICI Prudential Instit. Liquid Plan - Super Instit. Gr	8.90	8.92	9.23	8.89	12	14	13	15	2	2	2	2
ICICI Prudential Liquid Plan - Instit. Plus Plan - Gr	8.62	8.61	8.90	8.53	24	24	23	24	3	3	3	4
ICICI Prudential Liquid Plan - Instit. Plan - Gr	8.41	8.41	8.69	8.33	31	31	27	28	4	4	4	4
IDFC Cash Fund Institutional - B - Gr	8.50	8.47	8.48	8.55	29	29	31	23	4	4	4	4
ING Liquid Fund Institutional - Gr	8.61	8.61	8.96	8.66	25	24	20	21	4	3	3	3
JM High Liquidity Fund - Instit Plan - Gr	9.10	9.04	9.10	8.97	4	5	17	4	1	1	3	1
JM High Liquidity Fund - Super Instit. Plan Gr	9.12	9.11	9.17	9.07	3	3	14	2	1	1	2	1
Kotak Liquid Instit. Plan - Gr	8.64	8.63	9.17	8.50	23	23	14	25	3	3	2	4
Kotak Liquid Instit. Premium Plan - Gr	9.04	9.04	9.60	8.91	6	5	5	11	1	1	1	2
L&T Liquid Instit. Plus - Cum.	8.91	8.94	8.98	8.86	11	12	18	16	2	2	3	3
Peerless Liquid Fund - Institutional - Gr	8.99	8.96	9.55	8.81	8	8	8	17	1	1	2	3
Peerless Liquid Fund - Super Institutional - Gr	9.14	9.13	9.81	9.11	2	2	1	1	1	1	1	1
Reliance Liquid Fund - Treasury Plan Instit. - Gr	8.71	8.71	8.74	8.76	21	21	26	19	3	3	4	3
Reliance Liquidity Fund - Gr	8.94	8.96	8.98	8.95	9	8	18	7	2	1	3	1
Sundaram Money Fund Institutional - App	8.52	8.55	9.13	8.50	27	27	16	25	4	4	3	4
Tata Liquid High Investment Fund - Gr	8.43	8.44	8.49	8.47	30	30	30	27	4	4	4	4
Tata Liquid Super High Investment Fund - App	8.90	8.90	8.94	8.93	12	17	21	9	2	3	3	2
Templeton India Treasury Mngt. - Institutional - Gr	8.70	8.68	9.33	8.61	22	22	12	22	3	3	2	3
UTI Liquid Cash Plan Institutional - Gr	8.90	8.91	8.93	8.90	12	15	22	12	2	2	3	2
<b>Average of Liquid Funds - Instit. Plan</b>	<b>8.80</b>	<b>8.79</b>	<b>9.15</b>	<b>8.75</b>								
<b>Universe</b>	<b>33</b>	<b>33</b>	<b>31</b>	<b>30</b>								

## Money Manager Funds - Regular Plan

Scheme Name	Annualised Returns %				Rank				Quartile (7 days)	Quartile (15 days)	Quartile (30 days)	Quartile (90 days)
	7 Days	15 Days	30 Days	90 Days	7 Days	15 Days	30 Days	90 Days				
AIG India Treasury Fund - Retail Gr	8.31	9.42	8.97	8.31	40	30	25	35	4	3	3	3
Axis Treasury Advantage Fund - Gr	8.20	9.38	9.08	8.56	44	33	22	28	4	3	2	3
Baroda Pioneer Treasury Advantage - Gr	9.13	10.31	9.71	9.06	7	6	9	6	1	1	1	1
Bharti AXA Treasury Advantage Fund - Retail Gr	8.56	9.31	8.54	8.13	31	37	38	39	3	3	4	4
Birla Sun Life Cash Manager - Gr	8.63	9.70	N.A	N.A	25	23	-	-	2	2	-	-
Birla Sun Life Medium Term Plan - Retail - Gr	11.57	8.77	8.60	8.89	1	44	35	15	1	4	3	2
Birla Sun Life Savings Fund - Gr	8.62	9.83	N.A	N.A	27	20	-	-	3	2	-	-
Birla Sun Life ST Opportunities Fund B - Gr	8.87	9.84	9.11	8.92	17	18	21	13	2	2	2	2
Birla Sun Life Ultra Short Term Fund Gr	8.73	9.93	N.A	N.A	23	16	-	-	2	2	-	-
BNP Paribas Money Plus Fund Regular - Gr	8.36	9.37	8.85	8.47	38	34	29	30	3	3	3	3
Canara Robeco Treasury Advantage - Retail Gr	8.19	9.41	8.57	N.A	45	31	37	-	4	3	4	-
Daiwa Treasury Advantage Fund - Gr	8.31	9.52	9.04	8.59	40	28	24	26	4	3	2	3
DSP BlackRock Money Manager Fund - Gr	8.59	9.37	8.85	8.39	29	34	29	32	3	3	3	3
DWS Cash Opportunities Fund - Regular - Gr	9.14	10.18	9.35	9.05	6	11	15	7	1	1	2	1
DWS Money Plus Advantage Fund - Reg. Gr	8.62	5.81	5.12	4.50	27	51	48	47	3	4	4	4
DWS Money Plus Fund - Gr	7.35	7.60	6.72	6.83	51	50	47	46	4	4	4	4
DWS Treasury Fund - Investment Plan - Regular Gr	8.37	8.81	7.84	7.89	36	43	44	41	3	4	4	4
DWS Ultra Short - Term Fund Regular - Gr	9.06	10.14	9.55	8.92	11	12	11	13	1	1	1	2
Edelweiss Ultra Short Term Bond Fund Fund - Gr	8.47	9.66	9.16	8.63	34	26	18	22	3	3	2	2
Fidelity Ultra Short Term Debt Fund - Retail - Gr	8.77	9.68	8.91	8.41	20	25	27	31	2	2	3	3
HDFC CMF - Treasury Advantage Plan - Gr	8.12	9.23	8.80	8.33	46	40	33	34	4	4	3	3
HSBC Ultra Short Term Bond Fund - Regular - Gr	8.59	9.18	8.83	7.66	29	41	31	43	3	4	3	4
ICICI Prudential Banking & PSU Debt Fund - Gr	8.77	9.15	7.95	8.22	20	42	43	37	2	4	4	4
ICICI Prudential Flexible Income Regular Plan - Gr	8.30	9.37	8.86	8.25	42	34	28	36	4	3	3	4

Money Manager Funds - Regular Plan

Scheme Name	Annualised Returns %				Rank				Quartile (7 days)	Quartile (15 days)	Quartile (30 days)	Quartile (90 days)
	7 Days	15 Days	30 Days	90 Days	7 Days	15 Days	30 Days	90 Days				
ICICI Prudential Ultra Short Term Plan - Retail - Gr	8.71	9.30	8.58	8.61	24	39	36	23	2	4	3	2
IDBI Ultra Short Term Fund - Gr	9.11	10.34	9.80	9.10	8	4	6	5	1	1	1	1
IDFC Money Manager Fund - Investment Plan - Gr	8.39	8.64	8.49	8.72	35	47	39	20	3	4	4	2
IDFC Money Manager Fund Treasury Plan Gr	8.25	9.31	8.82	8.37	43	37	32	33	4	3	3	3
IDFC Ultra Short Term Fund - Gr	8.98	10.22	9.51	9.03	14	9	12	8	2	1	1	1
ING Treasury Advantage Fund - Gr	10.09	10.32	9.76	8.61	2	5	7	23	1	1	1	2
JM Floater Fund - Long Term Plan - Gr	7.61	8.50	7.65	8.21	50	48	45	38	4	4	4	4
JM Money Manager Fund - Gr	9.72	10.97	10.26	9.53	3	2	1	1	1	1	1	1
JP Morgan India Treasury Fund - Gr	9.07	10.24	9.66	9.02	10	8	10	9	1	1	1	1
Kotak Flexi Debt Scheme - Gr	8.37	9.49	8.72	8.52	36	29	34	29	3	3	3	3
Kotak Floater Long Term - Gr	9.32	10.29	9.75	8.95	4	7	8	10	1	1	1	1
LIC Nomura Income Plus Fund - Gr	8.35	9.41	8.44	8.08	39	31	40	40	4	3	4	4
Mirae Asset Ultra Short Term Bond Fund - Gr	7.69	8.44	7.44	7.04	49	49	46	45	4	4	4	4
Peerless Ultra Short Term Fund - Retail Gr	7.76	8.77	8.41	7.85	48	44	41	42	4	4	4	4
Pramerica Ultra Short Term Bond Fund - Gr	9.30	10.52	9.93	9.27	5	3	4	3	1	1	1	1
Principal Ultra Short Term Fund - Reg. Gr	9.05	10.22	9.48	8.94	12	9	13	12	1	1	2	2
Reliance Medium Term Fund Gr	9.00	9.84	9.06	8.95	13	18	23	10	2	2	2	1
Reliance Money Manager Fund - Retail Plan - Gr	8.55	9.65	9.15	8.60	32	27	19	25	3	3	2	3
Religare Credit Opportunities Fund - Regular Gr	8.82	10.02	9.46	8.88	18	14	14	16	2	2	2	2
Religare Ultra Short Term Retail Gr	8.63	9.71	9.25	8.70	25	22	17	21	2	2	2	2
SBI SHDF - Ultra Short Term Fund - Retail Gr	8.93	9.88	8.94	8.84	16	17	26	18	2	2	3	2
Sundaram Ultra Short Term - Retail - Gr	7.80	8.72	8.19	7.59	47	46	42	44	4	4	4	4
Tata Treasury Manager Fund - Gr	8.48	9.69	9.12	8.57	33	24	20	27	3	2	2	3
Taurus Ultra Short Term Bond Fund - Retail Gr	9.10	11.20	9.97	9.43	9	1	2	2	1	1	1	1
Templeton India Low Duration Fund - Gr	8.98	10.09	9.94	9.17	14	13	3	4	2	2	1	1
Templeton India Ultra Short Bond Fund - Retail - Gr	8.81	9.99	9.91	8.87	19	15	5	17	2	2	1	2
UTI Treasury Advantage Fund - Gr	8.77	9.75	9.30	8.80	20	21	16	19	2	2	2	2
<b>Avg. of Money Manager Funds - Reg. Plan</b>	<b>8.69</b>	<b>9.54</b>	<b>8.90</b>	<b>8.47</b>								
<b>Universe</b>	<b>51</b>	<b>51</b>	<b>48</b>	<b>47</b>								

Money Manager Funds - Institutional Plan

Scheme Name	Annualised Returns %				Rank				Quartile (7 days)	Quartile (15 days)	Quartile (30 days)	Quartile (90 days)
	7 Days	15 Days	30 Days	90 Days	7 Days	15 Days	30 Days	90 Days				
AIG India Treasury Fund - Instit Gr	8.59	9.77	9.29	8.62	45	41	32	41	4	4	3	4
AIG India Treasury Fund - Super Instit. Gr	8.67	9.88	9.40	8.72	43	37	27	40	4	4	3	4
Axis Treasury Advantage Fund - Institutional Gr	9.00	10.17	9.70	9.05	27	19	16	20	3	2	2	2
Baroda Pioneer Treasury Advantage - Instit. - Gr	9.13	10.31	9.71	9.06	21	15	15	19	2	2	2	2
Birla Sun Life Cash Manager - IP - Gr	9.03	10.15	N.A	N.A	24	22	-	-	3	2	-	-
Birla Sun Life Medium Term Plan - Instit. - Gr	11.61	8.82	8.66	8.94	1	45	43	29	1	4	4	3
Birla Sun Life Savings Fund Instit. - Gr	8.92	10.17	N.A	N.A	33	19	-	-	3	2	-	-
Birla Sun Life ST Opportunities Fund - Instit. Gr	8.93	9.90	9.17	8.98	32	36	35	25	3	4	4	3
BNP Paribas Money Plus Fund Instit. Gr	8.96	10.07	9.51	9.01	30	29	21	22	3	3	2	3
Canara Robeco Treasury Advantage - Instit. Gr	8.74	10.04	9.14	N.A	41	31	36	-	4	3	4	-
DSP BlackRock Money Manager Fund - Instit. Gr	9.02	9.87	9.33	8.84	25	39	30	34	3	4	3	4
DWS Cash Opportunities Fund - Instit. Plan - Gr	9.38	10.45	9.63	9.30	10	9	17	7	1	2	2	1
DWS Money Plus Fund - Instit. Gr	9.51	10.05	9.04	8.77	8	30	40	36	1	3	4	4
DWS Treasury Fund - Investment Plan - Instit. Gr	9.65	10.21	9.18	9.07	4	16	34	17	1	2	4	2
DWS Ultra Short - Term Fund Instit - Gr	9.34	10.46	9.89	9.26	12	8	9	9	2	1	1	1
Edelweiss Ultra Short Term Bond Fund - Instit. Gr	8.91	10.12	9.59	9.03	34	25	18	21	3	3	2	2
Fidelity Ultra Short Term Debt Fund - Instit - Gr	9.19	10.14	9.34	8.82	19	23	29	35	2	2	3	4
HDFC CMF - Treasury Advantage Plan - Wholesale - Gr	8.69	9.87	9.29	8.73	42	39	32	38	4	4	3	4
HSBC Ultra Short Term Bond Fund - Instit. - Gr	8.84	9.47	9.09	7.92	36	43	38	43	4	4	4	4
ICICI Prudential Flexible Income Plan Premium - Gr	8.98	10.14	9.56	9.00	28	23	20	23	3	2	2	3
ICICI Prudential Ultra ST Plan - Premium - Gr	8.90	9.53	8.79	8.76	35	42	41	37	4	4	4	4
ICICI Prudential Ultra ST Plan - Premium Plus - Gr	9.21	9.88	9.12	8.98	17	37	37	25	2	4	4	3
ICICI Prudential Ultra ST Plan - Super Premium - Gr	9.41	10.09	9.32	9.19	9	26	31	14	1	3	3	2
IDFC Money Manager Fund - Investment Plan B - Gr	8.65	8.94	8.77	8.99	44	44	42	24	4	4	4	3
IDFC Money Manager Fund - Treasury Plan - B - Gr	8.78	9.94	9.43	8.91	40	35	26	30	4	4	3	3
IDFC Money Manager Fund - Treasury Plan - C - Gr	8.81	9.99	9.48	8.96	39	32	22	27	4	3	2	3
ING Treasury Advantage Fund - Instit. - Gr	9.91	10.37	9.86	8.73	2	13	11	38	1	2	1	4
JM Floater Fund - Long Term Plan - Premium Plan - Gr	7.73	8.61	7.76	8.32	46	46	44	42	4	4	4	4
JM Money Manager Fund - Super Plan - Gr	9.52	10.66	10.16	9.51	6	4	4	4	1	1	1	1
JM Money Manager Fund - Super Plus Plan - Gr	9.36	10.57	10.00	9.20	11	6	6	12	1	1	1	2
JP Morgan India Treasury Fund - Super Instit. Gr	9.32	10.52	9.92	9.27	13	7	8	8	2	1	1	1
Kotak Flexi Debt Scheme - Instit. Gr	8.97	10.16	9.36	9.12	29	21	28	16	3	2	3	2
Peerless Ultra ST Fund - Super Institutional - Gr	9.70	10.92	10.33	9.65	3	1	2	1	1	1	1	1
Reliance Money Manager Fund - Instit - Gr	8.84	9.99	9.46	8.90	36	32	25	32	4	3	3	3

Money Manager Funds - Institutional Plan

Scheme Name	Annualised Returns %				Rank				Quartile (7 days)	Quartile (15 days)	Quartile (30 days)	Quartile (90 days)
	7 Days	15 Days	30 Days	90 Days	7 Days	15 Days	30 Days	90 Days				
Religare Credit Opportunities Fund - Instit. Gr	9.55	10.88	10.26	9.65	5	2	3	1	1	1	1	1
Religare Ultra Short Term Fund - Instit. - Gr	9.23	10.40	9.87	9.24	15	12	10	10	2	2	1	1
SBI Short Horizon Fund Ultra Short Term - Instit. Gr	8.95	9.97	9.05	8.95	31	34	39	28	3	3	4	3
Sundaram Ultra Short Term - Instit. - Gr	9.06	10.09	9.47	8.85	23	26	24	33	2	3	3	4
Sundaram Ultra Short Term - Super Instit. - Gr	9.52	10.62	9.99	9.31	6	5	7	6	1	1	1	1
Tata Treasury Manager High Investment Plan - Gr	8.83	10.09	9.48	8.91	38	26	22	30	4	3	2	3
Tata Treasury Manager Super High Investment Plan - Gr	9.13	10.43	9.80	9.20	21	11	12	12	2	1	2	2
Taurus Ultra Short Term Bond Fund - Institutional Gr	9.20	10.32	9.57	9.38	18	14	19	5	2	2	2	1
Taurus Ultra Short Term Bond Fund - Super Instit. Gr	9.30	10.67	9.80	9.52	14	3	12	3	2	1	2	1
Templeton India Ultra Short Bond Fund - Instit. - Gr	9.02	10.21	10.12	9.07	25	16	5	17	3	2	1	2
Templeton India Ultra Short Bond Fund-Super Instit. -Gr	9.23	10.45	10.34	9.22	15	9	1	11	2	1	1	2
UTI Treasury Advantage Fund - Instit. Plan Gr	9.17	10.21	9.73	9.15	20	16	14	15	2	2	2	2
<b>Avg. of Money Manager Funds - Instit. Plan Universe</b>	<b>9.14</b>	<b>10.10</b>	<b>9.49</b>	<b>9.02</b>								

Short Term Floating Rate Fund - Regular Plan

Scheme Name	Annualised Returns %				Rank				Quartile (7 days)	Quartile (15 days)	Quartile (30 days)	Quartile (90 days)
	7 Days	15 Days	30 Days	90 Days	7 Days	15 Days	30 Days	90 Days				
Birla Sun Life Floating Rate Fund Short Term - Gr	8.72	N.A	N.A	N.A	14	-	-	-	4	-	-	-
Canara Robeco Floating Rate - Short Term Fund - Gr	10.29	9.39	9.25	9.39	2	6	1	1	1	2	1	1
DSP BlackRock Floating Rate Fund - Gr	8.79	8.38	8.57	8.82	13	10	8	8	4	3	3	3
HDFC Floating Rate Income Fund - S.T.P. - Gr	9.45	8.89	8.38	8.52	8	9	9	9	2	3	3	3
ICICI Prudential Floating Rate Plan A - Gr	9.53	8.94	8.12	8.15	7	8	11	12	2	3	3	4
JM Floater Fund - Short Term Plan - Gr	7.97	7.67	7.76	7.72	16	14	14	14	4	4	4	4
Kotak Floater Short Term - Gr	9.07	9.62	8.94	8.94	9	3	4	6	3	1	2	2
L&T Floating Rate Fund - Cum	10.41	9.89	9.18	9.26	1	1	2	2	1	1	1	1
LIC Nomura Floating Rate Fund - STP - Gr	9.04	8.23	7.95	7.50	10	12	13	15	3	4	4	4
Principal Near Term Fund Moderate Plan - Gr	10.05	9.51	8.81	8.47	5	4	7	10	2	2	2	3
Reliance Floating Rate Fund - Short Term Plan - Gr	10.18	9.42	8.94	9.08	4	5	4	5	1	2	2	2
SBI Magnum Income Floating Rate Savings Plus - Gr	9.77	9.00	8.94	9.24	6	7	4	3	2	2	2	1
Sundaram Flexible Fund - STP - Regular - Gr	8.81	7.12	8.04	8.83	12	15	12	7	3	4	4	2
Tata Floater Fund - Gr	10.25	9.66	9.09	9.13	3	2	3	4	1	1	1	2
Tata Money Market Fund - Gr	8.15	8.18	8.18	8.36	15	13	10	11	4	4	3	3
UTI Floating Rate Fund - Short Term Plan Gr	8.83	8.34	7.75	7.98	11	11	15	13	3	3	4	4
<b>Avg. of ST Floating Rate Funds-Reg. Plan Universe</b>	<b>9.33</b>	<b>8.82</b>	<b>8.53</b>	<b>8.63</b>								

Short Term Floating Rate Fund - Institutional Plan

Scheme Name	Annualised Returns %				Rank				Quartile (7 days)	Quartile (15 days)	Quartile (30 days)	Quartile (90 days)
	7 Days	15 Days	30 Days	90 Days	7 Days	15 Days	30 Days	90 Days				
Birla Sun Life Floating Rate Fund STP - IP - Gr	8.97	N.A	N.A	N.A	8	-	-	-	4	-	-	-
DSP BlackRock Floating Rate Fund - Instit. Plan - Gr	9.13	8.71	8.87	9.13	6	5	3	2	3	3	2	2
HDFC Floating Rate Income Fund - S.T.P. Wholesale Gr	9.81	9.25	8.74	8.88	3	3	5	4	2	2	3	3
ICICI Prudential Floating Rate Plan B - Gr	9.24	8.68	8.01	8.09	5	6	7	7	3	4	4	4
ICICI Prudential Floating Rate Plan C - Gr	9.87	9.29	8.27	8.33	2	2	6	6	1	2	4	4
ICICI Prudential Floating Rate Plan D - Gr	10.11	9.54	8.97	9.04	1	1	1	3	1	1	1	2
Sundaram Flexible Fund - STP - Institutional - Gr	9.70	7.96	8.86	9.67	4	7	4	1	2	4	3	1
Tata Money Market Fund - Instit. Gr	9.00	9.03	8.90	8.81	7	4	2	5	4	3	2	3
<b>Avg. of ST Floating Rate Funds-Instit. Plan Universe</b>	<b>9.48</b>	<b>8.92</b>	<b>8.66</b>	<b>8.85</b>								

Arbitrage Funds

Scheme Name	Annualised Returns %				Rank				Quartile (30 Days)	Quartile (90 Days)	Quartile (180 Days)	Quartile (1 year)	Sharpe Ratio
	30 Days	90 Days	180 Days	1 Year	30 Days	90 Days	180 Days	1 Year					
Birla SL Enhanced Arbitrage - Retail Gr	0.91	5.55	7.74	7.90	15	5	3	8	4	2	1	2	0.149
Edelweiss Absolute Return Equity Fund - Gr	21.69	2.14	2.70	-1.55	1	17	17	17	1	4	4	4	-0.072
Goldman Sachs Derivative Fund - Gr	1.83	3.95	5.21	6.41	13	16	14	16	4	4	4	4	0.105
HDFC Arbitrage Fund - Retail Gr	3.86	5.33	6.31	7.30	4	7	9	13	1	2	3	4	0.131
ICICI Pru. E&D - Inc Optimiser - Instit. Gr	2.57	4.62	5.87	8.47	11	11	11	2	3	3	3	1	0.257
ICICI Pru. E&D - Inc Optimiser - Retail Gr	2.60	4.37	5.63	8.24	10	13	13	5	3	4	4	2	0.234
ICICI Prudential Blended Fund Plan A - Gr	1.61	4.30	5.82	8.18	14	14	12	6	4	4	3	2	0.158
ICICI Prudential Blended Fund Plan B - Gr	8.73	8.42	8.60	8.54	2	1	2	1	1	1	1	1	0.828
IDFC Arbitrage Fund - Plan A - Gr	2.80	5.79	6.80	7.79	8	4	6	9	2	1	2	3	0.186
IDFC Arbitrage Fund - Plan B - Gr	3.33	6.30	7.31	8.33	6	3	5	4	2	1	2	1	0.209
IDFC Arbitrage Plus Fund A - Gr	0.39	4.18	4.79	6.42	17	15	16	15	4	4	4	4	0.113

## Arbitrage Funds

Scheme Name	Annualised Returns %				Rank				Quartile (30 Days)	Quartile (90 Days)	Quartile (180 Days)	Quartile (1 year)	Sharpe Ratio
	30 Days	90 Days	180 Days	1 Year	30 Days	90 Days	180 Days	1 Year					
IDFC Arbitrage Plus Fund B - Gr	0.66	4.44	5.05	6.68	16	12	15	14	4	3	4	4	0.137
JM Arbitrage Advantage Fund - Gr	3.57	5.43	6.33	7.55	5	6	8	11	2	2	2	3	0.108
Kotak Equity Arbitrage Fund - Gr	3.03	5.21	6.45	7.75	7	9	7	10	2	3	2	3	0.156
Religare Arbitrage Fund - Gr	2.22	4.67	6.19	7.45	12	10	10	12	3	3	3	3	0.139
SBI Arbitrage Opportunities Fund - Gr	2.69	5.33	7.47	8.17	9	7	4	7	3	2	1	2	0.170
UTI Spread Fund - Gr	8.44	8.17	8.83	8.38	3	2	1	3	1	1	1	1	0.298
<b>Average of Arbitrage Funds</b>	<b>4.17</b>	<b>5.19</b>	<b>6.30</b>	<b>7.18</b>									
<b>Universe</b>	<b>17</b>	<b>17</b>	<b>17</b>	<b>17</b>									

## Short Term Fund - Regular Plan

Scheme Name	Annualised Returns%				Rank				Quartile (30 days)	Quartile (90 days)	Quartile (180 days)	Quartile (1 Year)
	30 Days	90 Days	180 Days	1 Year	30 Days	90 Days	180 Days	1 Year				
AIG Short Term Fund - Gr	9.33	8.91	9.34	8.99	8	12	12	5	1	2	2	1
Axis Short Term Fund - Retail Gr	7.49	8.11	8.80	8.64	32	25	22	8	4	3	3	1
Birla Sun Life Dynamic Bond Fund - Retail - Gr	6.38	7.65	9.13	8.06	35	32	17	18	4	4	2	3
BNP Paribas Short Term Income - Reg - Gr	7.62	9.31	9.11	8.20	28	6	18	17	4	1	2	3
Canara Robeco Short Term Fund - Retail Gr	7.93	8.23	9.16	8.60	22	19	16	9	3	3	2	2
DSP BlackRock Short Term Fund - Gr	7.62	7.92	8.88	8.26	28	28	21	14	4	4	3	2
DWS Short Maturity Fund - Gr	7.62	8.90	9.28	7.97	28	13	14	21	4	2	2	3
Fidelity Short Term Income Fund - Gr	7.98	8.17	9.05	N.A	21	22	19	-	3	3	3	-
HDFC HIF STP - Gr	7.77	7.79	8.73	7.16	24	29	26	29	3	4	3	4
HDFC STP - Gr	7.69	7.70	8.72	7.52	25	31	27	27	3	4	3	4
HSBC Income Fund Short Term Plan - Gr	7.67	8.07	8.55	8.37	27	26	31	11	3	3	4	2
ICICI Prudential Long Term Plan Cum	8.82	8.22	8.78	6.92	11	20	25	31	2	3	3	4
ICICI Prudential Medium Term Plan - Retail - Gr	8.27	8.92	8.79	8.22	16	11	23	15	2	2	3	2
ICICI Prudential STP-Cum	9.50	9.22	9.33	N.A	6	8	13	-	1	1	2	-
IDFC SSI - Short Term - Plan - Gr	8.38	8.54	9.02	7.63	15	17	20	24	2	2	3	3
ING Short Term Income Fund Gr	7.85	8.66	9.83	8.03	23	15	5	20	3	2	1	3
JM Short Term Fund - Gr	8.50	8.37	8.61	8.42	13	18	29	10	2	2	4	2
JP Morgan India Short Term Income Fund - Gr	9.86	9.22	9.39	8.84	5	8	11	6	1	1	2	1
Kotak Bond Short Term Plan - Gr	10.39	9.87	9.56	9.23	1	2	6	4	1	1	1	1
L&T Ultra Short Term Fund Reg - Cum	6.03	7.37	8.58	6.63	36	33	30	32	4	4	4	4
LIC Nomura Savings Plus Fund - Gr	8.06	7.78	7.50	7.56	19	30	34	26	3	4	4	4
Mirae Asset Short Term Bond Fund - Reg Gr	7.68	7.01	6.41	5.85	26	34	36	33	3	4	4	4
Morgan Stanley Short Term Bond - Reg Gr	8.01	7.95	8.25	8.33	20	27	32	12	3	3	4	2
Peerless Short Term Fund - Gr	10.18	9.62	10.11	12.46	3	4	3	1	1	1	1	1
Pramerica Short Term Income Fund - Gr	10.35	9.66	9.94	N.A	2	3	4	-	1	1	1	-
Pramerica Treasury Advantage Fund - Gr	10.00	9.38	N.A	N.A	4	5	-	-	1	1	-	-
Principal Income Fund - STP - Gr	8.13	8.61	9.26	8.31	18	16	15	13	2	2	2	2
Reliance Regular Savings Fund Debt Plan - Gr	8.16	8.17	8.79	7.41	17	22	23	28	2	3	3	4
Reliance Short Term Fund Gr	6.67	7.01	7.59	7.05	33	34	33	30	4	4	4	4
Religare Short Term Plan - Retail Gr	8.47	11.12	10.54	7.71	14	1	2	23	2	1	1	3
SBI SHDF - Short Term Fund - Retail - Gr	5.96	6.61	7.41	7.63	37	37	35	24	4	4	4	3
Sundaram Select Debt ST Asset Plan Gr	8.54	6.71	12.56	12.18	12	36	1	2	2	4	1	1
Tata Short Term Bond Fund Gr	7.54	8.17	8.66	7.83	31	22	28	22	4	3	4	3
Taurus Short Term Income Fund - Gr	8.93	9.31	9.50	9.47	10	6	8	3	2	1	1	1
Templeton India Income Opportunities Fund - Gr	9.34	9.07	9.53	8.06	7	10	7	18	1	2	1	3
Templeton India Short Term Income Plan Gr	9.16	8.82	9.41	8.21	9	14	10	16	1	2	2	2
UTI Short Term Income Fund - Gr	6.51	8.18	9.45	8.84	34	21	9	6	4	3	1	1
<b>Average of Short Term - Regular Plan</b>	<b>8.23</b>	<b>8.44</b>	<b>9.04</b>	<b>8.26</b>								
<b>Universe</b>	<b>37</b>	<b>37</b>	<b>36</b>	<b>33</b>								

## Short Term Fund - Institutional Plan

Scheme Name	Annualised Returns%				Rank				Quartile (30 days)	Quartile (90 days)	Quartile (180 days)	Quartile (1 Year)
	30 Days	90 Days	180 Days	1 Year	30 Days	90 Days	180 Days	1 Year				
AIG Short Term Fund - Instit. Gr	9.65	9.22	9.66	9.32	3	4	7	2	1	1	2	1
Axis Short Term Fund - Institutional Gr	7.64	8.26	8.96	8.95	16	16	15	6	4	4	4	2
BNP Paribas Short Term Income - Instit. Gr	7.88	9.56	9.37	8.52	15	2	11	10	4	1	3	3
Canara Robeco Short Term Fund - Instit. Gr	8.53	8.75	9.68	9.14	7	13	6	4	2	3	2	1
DWS Short Maturity Fund - Instit. Gr	7.94	9.20	9.59	8.25	14	5	10	13	4	2	3	3
HSBC Income Fund-Short Term-Instit.-Gr	7.99	8.38	8.87	8.70	13	15	16	7	3	4	4	2
ICICI Prudential Instit. STP - Cumm	8.70	8.84	9.33	7.95	5	12	12	15	2	3	3	4
IDFC SSI - ST - Plan B - Growth	8.18	8.97	10.15	8.22	12	10	5	14	3	3	2	4
IDFC SSI - ST - Plan C - Growth	8.34	9.12	10.30	8.31	10	8	3	12	3	2	1	3
IDFC SSI - ST - Plan D - Growth	8.38	9.17	10.36	8.60	9	7	2	9	2	2	1	2
JM Short Term Fund - Instit. Plan - Gr	10.13	9.48	9.66	9.21	1	3	7	3	1	1	2	1

Short Term Fund - Institutional Plan

Scheme Name	Annualised Returns%				Rank				Quartile (30 days)	Quartile (90 days)	Quartile (180 days)	Quartile (1 Year)
	30 Days	90 Days	180 Days	1 Year	30 Days	90 Days	180 Days	1 Year				
L&T Freedom Income STF Instit. - Cum	10.02	9.20	9.23	9.03	2	5	14	5	1	2	4	2
Morgan Stanley Short Term Bond Instit. Plus - Gr	8.34	8.26	8.56	8.65	10	16	17	8	3	4	4	2
Reliance Regular Savings Debt Option - Instit. Gr	8.67	8.67	9.30	7.88	6	14	13	16	2	4	3	4
Religare Short Term Plan - Retail Gr	8.47	11.12	10.54	7.71	8	1	1	18	2	1	1	4
SBI SHDF - Short Term Fund Instit. - Gr	6.23	6.67	7.46	7.81	18	18	18	17	4	4	4	4
Templeton India Short Term Income Plan Instit. - Gr	9.37	9.02	9.62	8.43	4	9	9	11	1	2	2	3
UTI Short Term Income Fund - Instit. Gr	7.32	8.94	10.22	9.65	17	11	4	1	4	3	1	1
<b>Average of Short Term - Instit. Plan</b>	<b>8.43</b>	<b>8.94</b>	<b>9.49</b>	<b>8.57</b>								
<b>Universe</b>	<b>18</b>	<b>18</b>	<b>18</b>	<b>18</b>								

Long Term Floating Rate Fund - Regular Plan

Scheme Name	Annualised Returns %				Rank				Quartile (30 days)	Quartile (90 days)	Quartile (180 days)	Quartile (1 year)
	30 Days	90 Days	180 Days	1 year	30 Days	90 Days	180 Days	1 year				
HDFC Floating Rate Income Fund - L.T.P - Gr	9.20	9.46	9.84	9.51	5	2	1	1	3	1	1	1
HSBC Floating Rate Long Term Fund Regular - Gr	8.95	8.25	8.19	7.98	6	7	7	6	3	4	4	3
ICICI Prudential Long Term Floating Rate Plan A -Gr	7.94	8.04	8.16	7.92	8	8	8	7	4	4	4	4
Kotak Floater Long Term - Gr	9.37	9.05	9.16	8.94	3	4	3	2	2	2	2	1
Principal Near Term Fund Conservative Plan - Gr	9.54	9.03	9.12	8.86	2	5	4	4	1	3	2	2
SBI Magnum Income Floating Rate LT - Reg Gr	9.67	9.32	9.31	8.90	1	3	2	3	1	2	1	2
Sundaram Flexible Fund FIP - Reg. Gr	-17.19	-3.87	0.60	3.66	9	9	9	9	4	4	4	4
Tata Floating Rate Fund LongTerm - Gr	8.41	9.66	8.49	7.49	7	1	6	8	4	1	3	4
Templeton Floating Rate Income Fund - Gr	9.36	8.41	8.56	8.43	4	6	5	5	2	3	3	3
<b>Avg. of LT Floating Rate Funds-Regular Plan</b>	<b>6.14</b>	<b>7.48</b>	<b>7.94</b>	<b>7.97</b>								
<b>Universe</b>	<b>9</b>	<b>9</b>	<b>9</b>	<b>9</b>								

Long Term Floating Rate Fund - Institutional Plan

Scheme Name	Annualised Returns %				Rank				Quartile (30 days)	Quartile (90 days)	Quartile (180 days)	Quartile (1 year)
	30 Days	90 Days	180 Days	1 year	30 Days	90 Days	180 Days	1 year				
HSBC Floating Rate Long Term Plan - Instit. Gr	9.70	8.96	8.92	8.74	1	1	1	1	2	2	2	2
ICICI Prudential Long Term Floating Rate Plan B -Gr	7.93	8.14	8.29	8.16	3	3	3	3	4	4	4	4
Templeton Floating Rate Income Fund Instit. - Gr	9.63	8.66	8.82	8.70	2	2	2	2	3	3	3	3
<b>Average of LT Floating Rate Funds-Instit. Plan</b>	<b>9.09</b>	<b>8.59</b>	<b>8.68</b>	<b>8.53</b>								
<b>Universe</b>	<b>3</b>	<b>3</b>	<b>3</b>	<b>3</b>								

Income Funds - Regular Plan

Scheme Name	Annualised Returns %				Rank				Quartile (180 Days)	Quartile (1 year)	Quartile (3 years)	Quartile (5 years)	Sharpe Ratio
	180 Days	1 Year	3 Years	5 Years	180 Days	1 Year	3 Years	5 Years					
Baroda Pioneer Income Fund Gr	6.60	7.49	5.23	5.15	22	14	29	26	3	2	4	4	0.256
Baroda Pioneer PSU Bond Fund - Gr	5.69	5.56	N.A	N.A	26	24	-	-	3	3	-	-	0.123
Birla Sun Life Income Fund - Gr	9.38	8.29	7.76	8.53	6	6	21	7	1	1	3	1	0.378
Birla Sun Life Income Plus-B-Gr	5.46	6.44	8.96	8.54	27	19	4	5	3	3	1	1	0.107
BNP Paribas Bond Fund - Gr	8.68	7.89	N.A	N.A	11	10	-	-	2	2	-	-	0.253
BNP Paribas Flexi Debt Fund - Reg Gr	2.73	3.84	8.05	8.65	36	36	18	3	4	4	3	1	0.006
Canara Robeco Dynamic Bond Fund - Gr	9.14	8.03	N.A	N.A	7	7	-	-	1	1	-	-	0.565
Canara Robeco Income - Gr	6.71	6.91	8.84	10.56	21	16	12	1	3	2	2	1	0.295
DSP BlackRock Bond Fund - Gr	6.11	5.16	6.96	5.92	23	28	25	23	3	4	4	4	0.068
DWS Premier Bond Fund Reg Gr	8.68	6.06	8.78	7.22	11	22	13	17	2	3	2	3	0.074
HDFC HIF Reg - Gr	3.86	4.91	8.01	6.63	33	30	19	21	4	4	3	3	0.039
HDFC Income Fund Gr	3.73	4.46	8.87	6.82	34	34	10	19	4	4	2	3	0.027
HSBC Flexi Debt Fund - Reg. Gr	8.87	7.93	8.90	N.A	9	9	7	-	1	1	1	-	0.348
HSBC Income Fund Investment Plan - Gr	8.60	7.75	8.54	7.54	13	11	14	14	2	2	2	2	0.290
ICICI Prudential Income Opp. Fund - Gr	4.85	5.14	10.99	N.A	29	29	1	-	4	4	1	-	0.061
ICICI Prudential Income Plan-Gr	5.20	4.68	8.85	8.38	28	32	11	8	4	4	2	2	0.041
IDFC Dynamic Bond Fund - Gr	9.98	8.55	8.07	8.64	2	4	17	4	1	1	3	1	0.249
IDFC SSIF - Medium Term - Plan A - Gr	9.47	7.53	9.83	8.54	5	13	2	5	1	2	1	1	0.127
IDFC SSIF - Investment Plan - Plan A - Gr	6.93	6.17	7.24	7.72	19	21	24	12	3	3	3	2	0.329
ING Income Fund - Gr	4.00	5.70	8.09	8.15	32	23	16	9	4	3	2	2	0.114
JM Income Fund - Gr	6.87	5.33	1.90	1.50	20	25	33	30	3	3	4	4	0.203
Kotak Bond Deposit - Gr	5.96	5.32	8.92	7.59	24	26	5	13	3	3	1	2	0.079
Kotak Bond Regular - Gr	5.96	5.32	8.89	8.15	24	26	9	9	3	2	2	2	0.079
L&T Triple Ace Cumm	7.77	6.41	3.51	2.78	15	20	32	29	2	3	4	4	0.179
LIC Nomura Bond Gr	11.48	8.32	8.92	7.92	1	5	5	11	1	1	1	2	0.131
Principal Income Long Term Plan - Acc.	7.26	6.66	8.90	7.43	17	17	7	16	2	2	1	3	0.213

**Income Funds - Regular Plan**

Scheme Name	Annualised Returns %				Rank				Quartile (180 Days)	Quartile (1 year)	Quartile (3 years)	Quartile (5 years)	Sharpe Ratio
	180 Days	1 Year	3 Years	5 Years	180 Days	1 Year	3 Years	5 Years					
Reliance Income Fund - Retail Gr	3.44	4.66	7.94	7.48	35	33	20	15	4	4	3	2	0.026
Religare Active Income Fund - Plan A - Gr	9.76	8.93	6.26	N.A	4	3	26	-	1	1	4	-	0.370
Sahara Income Fund Gr	8.99	9.18	9.03	9.57	8	1	3	2	1	1	1	1	0.816
SBI Magnum Income Fund Gr	7.07	6.63	6.14	4.55	18	18	28	28	2	2	4	4	0.169
Sundaram Bond Saver - App	4.37	4.29	6.15	5.42	31	35	27	25	4	4	4	4	0.014
Tata Income Fund - Gr	4.85	4.74	3.67	4.56	29	31	31	27	4	4	4	4	0.060
Tata Income Plus Fund A - Gr	7.46	7.03	5.15	5.51	16	15	30	24	2	2	4	4	0.410
Templeton India Inc.Build(A) Gr	8.83	7.99	8.29	6.48	10	8	15	22	2	1	2	3	0.336
Templeton India Income - Gr	8.26	7.62	7.76	6.65	14	12	21	20	2	2	3	3	0.457
UTI Bond Fund - Gr	9.87	9.12	7.54	6.90	3	2	23	18	1	1	3	3	0.238
<b>Avg. of Income Funds - Reg. Plan</b>	<b>7.02</b>	<b>6.56</b>	<b>7.60</b>	<b>6.98</b>									
<b>Universe</b>	<b>36</b>	<b>36</b>	<b>33</b>	<b>30</b>									

**Income Funds - Institutional Plan**

Scheme Name	Annualised Returns %				Rank				Quartile (180 Days)	Quartile (1 year)	Quartile (2 years)	Quartile (3 years)	Sharpe Ratio
	180 Days	1 Year	2 Years	3 Years	180 Days	1 Year	2 Years	3 Years					
HSBC Flexi Debt Fund - Instit. Gr	9.23	8.31	6.58	9.28	2	3	3	2	1	2	2	2	0.381
ICICI Prudential Income Opp. Fund Instit. G	5.10	5.40	4.33	N.A	7	8	8	-	4	4	4	-	0.082
ICICI Prudential Instit. Income Plan Gr	6.07	5.58	4.63	9.35	6	7	7	1	3	4	4	1	0.088
IDFC SSI - Investment Plan B - Gr	7.34	6.63	5.36	N.A	5	5	6	-	3	3	3	-	0.153
ING Income Fund -Instit. Plan-Gr	4.56	6.28	5.52	N.A	8	6	5	-	4	3	3	-	0.140
Religare Active Income Fund - Plan B - Gr	9.25	9.01	8.09	2.73	1	1	1	5	1	1	1	4	0.386
SBI Mag. Instit. Income Fund Savings - Gr	8.83	8.55	6.69	6.34	3	2	2	3	2	1	1	2	2.927
Tata Income Plus Fund B - Growth	7.46	7.02	5.54	5.16	4	4	4	4	2	2	2	3	0.632
<b>Avg. of Income Funds-Instit. Plan</b>	<b>7.23</b>	<b>7.10</b>	<b>5.84</b>	<b>6.57</b>									
<b>Universe</b>	<b>8</b>	<b>8</b>	<b>8</b>	<b>5</b>									

**Short Term Gilt Funds**

Scheme Name	Annualised Returns %				Rank				Quartile (90 Days)	Quartile (180 Days)	Quartile (1 year)	Quartile (3 years)
	90 Days	180 Days	1 Year	3 Years	90 Days	180 Days	1 Year	3 Years				
Birla Sun Life Gilt Plus - Liquid - Gr	7.13	7.01	6.70	5.63	6	5	5	4	2	2	2	2
Birla Sun Life Govt. Sec. Short Term - Gr	7.00	6.71	6.11	4.53	7	8	8	6	2	2	2	2
DSP BlackRock Treasury Bill Fund - Gr	8.00	7.42	7.00	4.51	1	1	3	7	1	1	1	2
HDFC Gilt Fund ST-Gr	4.66	5.54	5.78	4.38	13	12	11	8	4	3	3	3
HSBC Gilt Fund Plan - Gr	6.47	7.13	7.60	2.37	10	4	1	14	3	1	1	4
ICICI Prudential Gilt Fund Treasury-Gr	6.54	6.23	5.81	8.29	8	11	10	1	2	3	3	1
IDFC GSF - Short Term Plan A - Gr	1.92	0.84	2.14	2.76	14	15	15	13	4	4	4	4
Kotak Gilt Savings Gr	6.27	6.57	6.12	4.25	11	9	7	10	3	3	2	3
Mirae Asset Gilt Saving Plan - Reg. Gr	6.24	4.63	3.53	N.A	12	13	14	-	3	4	4	-
Religare Gilt Fund Short Duration- Gr	6.52	6.45	5.52	2.80	9	10	12	12	3	3	3	4
Sahara Gilt - Gr	7.61	7.28	6.77	5.66	2	2	4	3	1	1	1	1
SBI Magnum Gilt ST Gr	7.53	7.20	7.12	6.17	3	3	2	2	1	1	1	1
Sundaram Gilt Fund Gr	-2.23	-0.35	1.53	2.21	16	16	16	15	4	4	4	4
Tata Gilt Securities Short Maturity Fund-G	7.52	6.76	5.93	5.31	4	7	9	5	1	2	3	2
Templeton India Gov Sec-Treasury Plan Gr	0.71	4.04	4.83	3.99	15	14	13	11	4	4	4	3
UTI G Sec Short Term Plan - Gr	7.17	6.82	6.21	4.36	5	6	6	9	2	2	2	3
<b>Average of ST Gilt Funds</b>	<b>5.57</b>	<b>5.64</b>	<b>5.54</b>	<b>4.48</b>								
<b>Universe</b>	<b>16</b>	<b>16</b>	<b>16</b>	<b>15</b>								

**Long Term Gilt Funds**

Scheme Name	Annualised Returns %				Rank				Quartile (180 Days)	Quartile (1 year)	Quartile (3 years)	Quartile (5 years)	Sharpe Ratio
	180 Days	1 Year	3 Years	5 Years	180 Days	1 Year	3 Years	5 Years					
Birla Sun Life Gilt Plus - PF- Gr	7.17	7.08	5.09	4.86	3	3	13	18	1	1	2	4	0.099
Birla Sun Life Gilt Plus - Regular - Gr	1.15	3.62	4.68	7.03	21	19	17	13	4	3	3	3	-0.011
Birla Sun Life Govt. Sec. Long Term - Gr	3.55	4.89	11.91	8.35	11	7	1	4	2	2	1	1	0.034
Canara Robeco Gilt Pgs Gr	2.99	4.80	4.29	7.87	13	8	18	6	2	2	3	2	0.049
DSP BlackRock Gsec Fund - Gr	2.64	2.53	6.70	7.83	14	23	6	7	3	4	1	2	-0.034
Fidelity Flexi Gilt Fund - Gr	1.03	2.29	3.26	N.A	22	26	20	-	4	4	4	-	-0.044
HDFC Gilt Fund LT-Gr	2.21	3.83	4.92	5.18	17	18	14	16	3	3	3	3	0.004
ICICI Prudential Gilt Fund Inv-Gr	3.04	4.53	6.33	9.02	12	11	8	2	2	2	2	1	0.017
ICICI Prudential Gilt Fund Inv-PF Op	1.43	3.20	7.78	10.80	20	20	3	1	3	3	1	1	-0.016
IDFC Gov Sec - Inv - Gr	7.64	7.49	5.85	7.10	1	1	11	12	1	1	2	3	0.127
IDFC GSF Provident Fund-Gr	7.49	7.33	6.65	8.00	2	2	7	5	1	1	2	1	0.118
ING Gilt Fund PF Dynamic Plan - Reg. Gr	1.57	3.97	7.67	7.24	19	16	4	10	3	3	1	2	0.005

Long Term Gilt Funds

Scheme Name	Annualised Returns %				Rank				Quartile (180 Days)	Quartile (1 year)	Quartile (3 years)	Quartile (5 years)	Sharpe Ratio
	180 Days	1 Year	3 Years	5 Years	180 Days	1 Year	3 Years	5 Years					
JM GSec Regular Plan Gr	3.73	4.58	7.89	8.62	10	10	2	3	2	2	1	1	0.035
Kotak Gilts Investment - Gr	3.79	4.39	6.78	7.11	9	13	5	11	2	2	1	2	0.016
L&T Gilt Investments - Gr	5.02	5.42	0.73	4.42	6	6	25	19	1	1	4	4	0.047
Mirae Asset Gilt Investment - Reg. Gr	5.31	3.96	N.A	N.A	4	17	-	-	1	3	-	-	0.040
Principal Government Sec Fund - Gr	0.75	2.30	3.16	4.92	23	25	21	17	4	4	4	3	-0.046
Reliance Gilt Securities Fund - Retail Gr	0.53	3.10	3.90	N.A	26	21	19	-	4	4	3	-	-0.016
Religare Gilt Long Duration - Retail Gr	5.31	4.75	5.55	N.A	4	9	12	-	1	2	2	-	0.204
SBI Magnum Gilt LT Gr	2.47	4.42	2.30	3.52	15	12	24	22	3	2	4	4	0.016
Tata Gilt Securities Fund - Gr	0.67	2.49	2.98	4.33	24	24	23	21	4	4	4	4	-0.030
Tata Gilt Securities High Inv. Plan - Gr	0.67	2.85	3.11	4.40	24	22	22	20	4	4	4	4	-0.019
Templeton India GSec. Composite Plan-Gr	2.28	4.32	6.05	7.32	16	14	10	9	3	3	2	2	0.011
Templeton India GSec. Long Term Plan-Gr	2.01	4.11	6.18	7.78	18	15	9	8	3	3	2	2	0.004
UTI G Sec Fund - Gr	-1.50	1.09	0.71	3.13	27	27	26	23	4	4	4	4	-0.081
UTI Gilt Advantage Fund Long Term-Gr	4.73	6.16	4.86	6.64	7	4	15	14	2	1	3	3	0.069
UTI Gilt Advantage Fund PF Gr	4.73	6.16	4.86	6.63	7	4	15	15	2	1	3	3	0.069
<b>Average of LT Gilt Funds</b>	<b>3.05</b>	<b>4.28</b>	<b>5.16</b>	<b>6.61</b>									
<b>Universe</b>	<b>27</b>	<b>27</b>	<b>26</b>	<b>23</b>									

Risk Ratios

Diversified Equity Funds

Scheme Name	1 Year					3 Years				
	Std. Deviation	Sharpe Ratio	Beta	Treynor Ratio	Alpha	Std. Deviation	Sharpe Ratio	Beta	Treynor Ratio	Alpha
AIG India Equity Fund - Gr	4.06	-0.18	0.68	-1.08	0.47	8.64	0.11	0.91	1.01	0.32
AIG Infrastructure and Economic Reform Fund - Gr	3.60	-0.36	0.57	-2.23	-0.26	9.37	0.08	0.98	0.72	0.06
Axis Equity Fund - Gr	5.43	-0.32	0.94	-1.87	-0.08	NA	NA	NA	NA	NA
Axis Long Term Equity Fund - Gr	4.64	-0.15	0.80	-0.86	0.73	NA	NA	NA	NA	NA
Baroda Pioneer Infrastructure Fund - Gr	5.87	-0.45	0.99	-2.63	-0.84	NA	NA	NA	NA	NA
Bharti AXA Equity Fund - Eco Plan Gr	5.40	-0.35	0.93	-2.03	-0.23	NA	NA	NA	NA	NA
Bharti AXA Equity Fund - Regular Plan Gr	5.38	-0.35	0.92	-2.05	-0.26	NA	NA	NA	NA	NA
Bharti AXA Focused Infrastructure Fund - Gr	5.47	-0.48	0.92	-2.86	-1.00	NA	NA	NA	NA	NA
Bharti AXA Tax Advantage Fund - Eco - Growth	5.34	-0.40	0.92	-2.29	-0.48	NA	NA	NA	NA	NA
Bharti AXA Tax Advantage Fund - Regular - Growth	5.33	-0.40	0.92	-2.31	-0.49	NA	NA	NA	NA	NA
Birla Sun Life Advantage Fund Gr	5.67	-0.36	0.98	-2.06	-0.27	10.18	0.06	1.08	0.57	-0.10
Birla Sun Life Basic Industries Fund - Gr	5.92	-0.37	1.02	-2.11	-0.34	9.98	0.06	1.07	0.58	-0.08
Birla Sun Life Buy India Fund - Gr	5.41	-0.32	0.89	-1.92	-0.13	8.67	0.12	0.91	1.18	0.48
Birla Sun Life Dividend Yield Plus Gr	4.82	-0.27	0.81	-1.60	0.14	7.10	0.21	0.74	2.02	1.01
Birla Sun Life Equity Fund - Gr	6.12	-0.38	1.06	-2.20	-0.44	9.89	0.06	1.05	0.58	-0.08
Birla Sun Life Frontline Equity Fund - Gr	5.50	-0.29	0.94	-1.66	0.11	9.20	0.10	0.98	0.94	0.27
Birla Sun Life India GenNext Fund - Gr	5.72	-0.20	0.93	-1.21	0.53	7.28	0.13	0.75	1.23	0.43
Birla Sun Life India Opportunities Fund Plan B Gr	5.97	-0.35	0.93	-2.22	-0.41	9.57	0.05	0.99	0.44	-0.22
Birla Sun Life India Reforms Fund - Gr	6.24	-0.35	1.04	-2.07	-0.31	NA	NA	NA	NA	NA
Birla Sun Life Infrastructure Fund - Gr	6.22	-0.41	1.07	-2.36	-0.63	10.76	0.06	1.14	0.53	-0.15
Birla Sun Life Long Term Advantage Fund - Gr	5.54	-0.31	0.96	-1.79	-0.01	8.72	0.08	0.93	0.77	0.11
Birla Sun Life Midcap Fund - Gr	5.88	-0.32	0.98	-1.94	-0.16	10.74	0.11	1.12	1.05	0.44
Birla Sun Life MNC Fund Gr	4.43	-0.11	0.73	-0.65	0.82	6.95	0.23	0.71	2.20	1.10
Birla Sun Life Pure Value Fund - Gr	5.35	-0.29	0.88	-1.79	-0.01	7.83	0.16	0.82	1.54	0.72
Birla Sun Life Small and Midcap Fund - Gr	5.60	-0.30	0.91	-1.81	-0.03	9.59	0.12	1.00	1.13	0.47
Birla Sun Life Special Situations Fund - Gr	5.92	-0.41	1.02	-2.37	-0.60	9.82	0.03	1.05	0.29	-0.38
Birla Sun Life Tax Plan - Gr	5.01	-0.27	0.86	-1.57	0.18	8.53	0.06	0.91	0.53	-0.11
Birla Sun Life Tax Relief 96 Fund - Div	5.53	-0.41	0.96	-2.38	-0.58	10.76	0.06	1.15	0.57	-0.10
Birla Sun Life Top 100 Fund - Gr	5.63	-0.23	0.97	-1.33	0.44	8.02	0.09	0.85	0.86	0.17
BNP Paribas Dividend Yield Fund- Gr	5.00	-0.25	0.81	-1.58	0.16	6.93	0.17	0.71	1.67	0.72
BNP Paribas Equity Fund - Gr	4.43	-0.28	0.73	-1.67	0.08	7.64	0.03	0.81	0.33	-0.27
BNP Paribas Midcap Fund - Gr	5.86	-0.20	0.94	-1.27	0.48	9.80	0.06	1.00	0.61	-0.05
BNP Paribas Tax Advantage Plan (ELSS) - Gr	4.88	-0.26	0.81	-1.56	0.17	8.42	0.05	0.89	0.48	-0.16
Canara Robeco Emerging Equities Fund - Gr	5.52	-0.25	0.93	-1.45	0.30	10.81	0.12	1.12	1.20	0.60
Canara Robeco Equity Diversified - Gr	4.38	-0.30	0.74	-1.79	-0.01	9.28	0.13	0.98	1.23	0.56
Canara Robeco Equity Tax Saver Fund - Div	3.93	-0.39	0.54	-2.82	-0.56	9.96	0.15	0.99	1.46	0.80
Canara Robeco F.O.R.C.E. Fund - Retail Gr	4.69	-0.34	0.79	-2.02	-0.19	NA	NA	NA	NA	NA
Canara Robeco Infrastructure - Gr	4.56	-0.36	0.75	-2.19	-0.31	10.19	0.09	1.06	0.84	0.20
Canara Robeco Large Cap Plus Fund - Gr	4.08	-0.21	0.70	-1.25	0.37	NA	NA	NA	NA	NA
Canara Robeco Multicap Fund - Gr	4.29	-0.33	0.74	-1.91	-0.10	9.89	0.11	1.04	1.01	0.37
DSP BlackRock Equity Fund - Reg. Plan - Div	5.48	-0.28	0.95	-1.59	0.17	8.07	0.12	0.86	1.09	0.37
DSP BlackRock Focus 25 Fund - Gr	5.77	-0.25	0.98	-1.47	0.31	NA	NA	NA	NA	NA
DSP BlackRock Micro Cap Fund - Gr	7.22	-0.25	1.21	-1.47	0.38	10.87	0.15	1.07	1.52	0.92
DSP BlackRock Opportunities Fund - Gr	5.02	-0.35	0.87	-2.04	-0.23	8.39	0.10	0.90	0.94	0.26



## Diversified Equity Funds

Scheme Name	1 Year					3 Years				
	Std. Deviation	Sharpe Ratio	Beta	Treynor Ratio	Alpha	Std. Deviation	Sharpe Ratio	Beta	Treynor Ratio	Alpha
DSP BlackRock Small and Mid Cap - Reg Gr	6.74	-0.22	1.15	-1.26	0.59	9.50	0.16	1.00	1.53	0.87
DSP BlackRock Tax Saver Fund - Gr	5.65	-0.36	0.98	-2.09	-0.31	8.74	0.08	0.93	0.76	0.10
DSP BlackRock Top 100 Equity Fund Gr	4.72	-0.27	0.80	-1.61	0.14	7.54	0.09	0.80	0.87	0.17
DWS Alpha Equity Fund - Gr	5.14	-0.42	0.89	-2.41	-0.56	8.24	0.03	0.87	0.28	-0.33
DWS Investment Opportunity Fund - Gr	5.43	-0.45	0.93	-2.64	-0.80	8.90	0.02	0.94	0.23	-0.40
DWS Tax Saving Fund - Gr	5.32	-0.45	0.91	-2.64	-0.79	8.81	0.01	0.93	0.08	-0.54
Fidelity Equity Fund - Gr	4.90	-0.29	0.84	-1.69	0.07	8.44	0.11	0.90	1.07	0.37
Fidelity India Growth Fund - Gr	5.18	-0.26	0.88	-1.53	0.22	8.59	0.12	0.92	1.11	0.41
Fidelity India Special Situations Fund - Gr	5.19	-0.32	0.89	-1.86	-0.07	9.85	0.08	1.04	0.73	0.07
Fidelity India Value Fund - Gr	5.68	-0.36	0.98	-2.08	-0.30	NA	NA	NA	NA	NA
Fidelity Tax Advantage Fund - Gr	5.00	-0.29	0.86	-1.69	0.08	8.33	0.12	0.89	1.15	0.44
Franklin Build India Fund - Gr	5.30	-0.40	0.88	-2.41	-0.56	NA	NA	NA	NA	NA
Franklin India Bluechip Fund Gr	4.58	-0.27	0.77	-1.63	0.11	8.84	0.11	0.94	1.00	0.32
Franklin India Flexi Cap Fund - Gr	5.08	-0.33	0.85	-1.97	-0.16	9.86	0.10	1.04	0.98	0.33
Franklin India High Growth Companies Fund - Gr	5.66	-0.37	0.94	-2.20	-0.40	10.68	0.08	1.13	0.78	0.14
Franklin India Opportunities Fund-Gr	5.08	-0.34	0.87	-1.97	-0.17	9.45	0.04	1.00	0.39	-0.27
Franklin India Prima Fund Gr	5.03	-0.34	0.84	-2.05	-0.23	10.09	0.10	1.07	0.94	0.30
Franklin India Prima Plus Gr	4.46	-0.31	0.76	-1.82	-0.03	8.77	0.09	0.93	0.88	0.20
Franklin India Smaller Companies Fund - Gr	5.20	-0.36	0.87	-2.17	-0.34	10.40	0.09	1.10	0.88	0.24
Franklin India Taxshield Gr	4.34	-0.23	0.73	-1.35	0.32	8.46	0.11	0.90	1.07	0.37
HDFC Capital Builder-Gr	4.94	-0.34	0.84	-1.97	-0.16	8.67	0.11	0.92	1.01	0.32
HDFC Core and Satellite Fund - Gr	5.50	-0.32	0.94	-1.90	-0.11	10.12	0.11	1.07	0.99	0.36
HDFC Equity Fund - Gr	5.38	-0.31	0.91	-1.82	-0.04	10.08	0.12	1.07	1.18	0.56
HDFC Growth Fund Gr	5.35	-0.29	0.91	-1.70	0.07	8.68	0.09	0.92	0.80	0.13
HDFC Infrastructure Fund - Gr	6.45	-0.40	1.07	-2.44	-0.71	10.58	0.06	1.12	0.54	-0.13
HDFC Long Term Advantage Fund - Gr	5.52	-0.26	0.94	-1.55	0.21	9.03	0.09	0.96	0.87	0.21
HDFC Long Term Equity Fund - Gr	5.01	-0.30	0.85	-1.80	-0.02	8.30	0.08	0.88	0.79	0.11
HDFC Mid Cap Opportunity Fund - Gr	5.30	-0.16	0.87	-0.96	0.71	8.69	0.16	0.92	1.54	0.81
HDFC Premier Multi-Cap Fund - Gr	4.76	-0.35	0.80	-2.06	-0.23	9.77	0.10	1.04	0.94	0.29
HDFC Tax saver - Gr	4.65	-0.37	0.79	-2.15	-0.30	9.23	0.11	0.98	1.04	0.37
HDFC Top 200 Fund - Div	5.36	-0.30	0.92	-1.73	0.04	9.47	0.11	1.01	1.04	0.38
HSBC Dynamic Fund - Gr	5.34	-0.31	0.91	-1.83	-0.05	7.12	-0.01	0.74	-0.07	-0.54
HSBC Equity Fund - Gr	5.17	-0.33	0.89	-1.94	-0.15	7.62	0.03	0.80	0.25	-0.32
HSBC India Opportunities Fund - Gr	4.99	-0.28	0.86	-1.64	0.12	7.65	0.04	0.81	0.36	-0.24
HSBC Midcap Equity Fund - Gr	10.10	-0.34	1.72	-2.01	-0.41	11.10	0.02	1.15	0.23	-0.50
HSBC Progressive Themes Fund - Gr	8.27	-0.40	1.42	-2.32	-0.77	9.22	-0.06	0.95	-0.57	-1.17
HSBC Small Cap Fund - Gr	9.34	-0.35	1.55	-2.14	-0.56	10.71	0.04	1.05	0.36	-0.31
HSBC Tax Saver Equity Fund - Gr	5.51	-0.35	0.95	-2.05	-0.26	8.20	0.08	0.87	0.75	0.08
HSBC Unique Opportunity Fund - Gr	5.48	-0.40	0.93	-2.37	-0.55	9.06	0.02	0.95	0.18	-0.45
ICICI Prudential Discovery Fund Gr	5.74	-0.27	0.96	-1.61	0.16	10.16	0.16	1.06	1.56	0.95
ICICI Prudential Dynamic Plan-Cum	5.23	-0.23	0.86	-1.39	0.33	8.31	0.09	0.87	0.90	0.21
ICICI Prudential Focused Bluechip Equity Fund - Gr	5.62	-0.19	0.96	-1.09	0.66	8.77	0.13	0.93	1.27	0.57
ICICI Prudential Infrastructure Fund - Gr	5.75	-0.38	0.98	-2.20	-0.41	9.72	0.02	1.01	0.15	-0.52
ICICI Prudential MidCap Fund - Gr	6.02	-0.39	1.01	-2.31	-0.55	10.57	0.05	1.12	0.49	-0.18
ICICI Prudential R.I.G.H.T. Fund - Gr	4.72	-0.16	0.80	-0.97	0.65	NA	NA	NA	NA	NA
ICICI Prudential Services Industries Fund - Gr	5.65	-0.31	0.97	-1.81	-0.03	10.11	0.04	1.08	0.39	-0.29
ICICI Prudential Target Returns Fund - Retail Gr	6.18	-0.26	1.04	-1.54	0.25	NA	NA	NA	NA	NA
ICICI Prudential Tax Plan-Gr	5.73	-0.25	0.98	-1.48	0.29	9.85	0.11	1.05	1.06	0.42
ICICI Prudential Top 100 Fund - Gr	5.80	-0.24	0.96	-1.46	0.30	8.58	0.06	0.90	0.59	-0.06
ICICI Prudential Top 200 Fund - Gr	6.12	-0.29	1.04	-1.70	0.09	9.36	0.07	0.99	0.68	0.02
IDFC Classic Equity Fund - Plan A - Gr	4.97	-0.42	0.83	-2.53	-0.63	8.19	0.03	0.86	0.27	-0.33
IDFC Equity Fund - Plan A - Gr	6.01	-0.26	1.01	-1.57	0.21	9.13	0.05	0.93	0.52	-0.12
IDFC Imperial Equity Fund - Plan A - Gr	4.82	-0.31	0.82	-1.82	-0.03	8.28	0.07	0.86	0.63	-0.03
IDFC India GDP Growth Fund - Gr	6.53	-0.20	1.09	-1.20	0.63	NA	NA	NA	NA	NA
IDFC Premier Equity Fund - Plan A - Gr	5.07	-0.22	0.83	-1.34	0.36	8.88	0.17	0.93	1.60	0.88
IDFC Small & Midcap Equity Fund - Gr	6.09	-0.19	1.04	-1.10	0.70	7.37	0.24	0.75	2.39	1.30
IDFC Tax Advantage (ELSS) Fund - Gr	6.40	-0.22	1.08	-1.31	0.50	NA	NA	NA	NA	NA
IDFC Tax Saver - Gr	6.07	-0.26	1.03	-1.55	0.24	8.39	0.09	0.88	0.84	0.16
ING C.U.B. Fund - Gr	5.09	-0.39	0.87	-2.27	-0.43	11.22	0.07	1.18	0.66	0.00
ING Contra Fund - Gr	5.57	-0.35	0.96	-2.04	-0.26	10.03	0.06	1.07	0.54	-0.12
ING Core Equity Fund Gr	5.40	-0.27	0.93	-1.56	0.20	9.07	0.06	0.97	0.58	-0.07
ING Dividend Yield Fund Gr	5.04	-0.29	0.87	-1.66	0.10	8.76	0.15	0.92	1.43	0.71
ING Domestic Opportunities Fund - Gr	4.96	-0.35	0.85	-2.03	-0.22	9.58	0.06	1.02	0.55	-0.11
ING Large Cap Equity Fund - Gr	5.57	-0.30	0.95	-1.76	0.01	9.55	0.04	1.00	0.41	-0.25
ING Midcap Fund - Gr	5.35	-0.32	0.91	-1.88	-0.09	10.13	0.06	1.07	0.58	-0.08
ING Tax Savings Fund - Gr	5.34	-0.28	0.92	-1.64	0.13	10.11	0.06	1.07	0.61	-0.05
JM Basic Fund - Div	7.52	-0.53	1.28	-3.10	-1.70	14.74	-0.07	1.54	-0.62	-1.98
JM Equity Fund Gr	6.20	-0.34	1.05	-2.01	-0.25	10.90	-0.01	1.15	-0.14	-0.92
JM Multi Strategy Fund - Gr	7.12	-0.40	1.20	-2.38	-0.73	NA	NA	NA	NA	NA
JM Tax Gain Fund - Gr	5.89	-0.47	0.98	-2.81	-1.01	10.74	-0.07	1.10	-0.65	-1.44

As on 31-10-2011

## Diversified Equity Funds

Scheme Name	1 Year					3 Years				
	Std. Deviation	Sharpe Ratio	Beta	Treynor Ratio	Alpha	Std. Deviation	Sharpe Ratio	Beta	Treynor Ratio	Alpha
JP Morgan India Equity Fund - Gr	5.36	-0.28	0.92	-1.64	0.13	9.27	0.07	0.98	0.65	-0.01
JP Morgan India Smaller Companies Fund - Gr	5.46	-0.30	0.90	-1.80	-0.02	10.24	0.06	1.07	0.61	-0.05
JP Morgan India Tax Advantage Fund - Gr	5.21	-0.28	0.89	-1.60	0.15	NA	NA	NA	NA	NA
Kotak 50 Equity Scheme Div	5.12	-0.29	0.88	-1.70	0.07	8.39	0.05	0.89	0.43	-0.20
Kotak Contra Scheme - Gr	5.48	-0.41	0.94	-2.40	-0.59	8.27	0.06	0.88	0.60	-0.05
Kotak Emerging Equity Scheme - Gr	5.79	-0.41	0.97	-2.42	-0.62	8.96	0.05	0.93	0.51	-0.14
Kotak Midcap - Gr	5.72	-0.34	0.96	-2.04	-0.25	9.64	0.09	1.01	0.87	0.21
Kotak Opportunities Fund - Gr	5.43	-0.36	0.94	-2.08	-0.29	9.48	0.06	1.01	0.60	-0.06
Kotak Select Focus Fund - Gr	5.23	-0.34	0.91	-1.98	-0.18	NA	NA	NA	NA	NA
Kotak Tax Saver - Gr	5.74	-0.35	0.99	-2.03	-0.25	9.49	0.05	1.01	0.45	-0.21
L&T Contra Fund - Cum	5.18	-0.38	0.89	-2.24	-0.41	10.04	0.02	1.07	0.22	-0.46
L&T Growth Fund - Gr	5.04	-0.31	0.86	-1.83	-0.04	10.25	0.05	1.09	0.49	-0.18
L&T Hedged Equity Fund - Gr	5.71	-0.33	0.97	-1.94	-0.16	9.91	0.03	1.05	0.24	-0.44
L&T Infrastructure Fund - Gr	6.32	-0.44	1.09	-2.55	-0.84	10.91	-0.03	1.14	-0.30	-1.10
L&T Midcap Fund - Cum	5.22	-0.40	0.89	-2.36	-0.51	10.61	0.09	1.12	0.89	0.27
L&T Opportunites - Cumm	5.65	-0.38	0.97	-2.19	-0.40	11.74	0.06	1.25	0.54	-0.15
L&T Tax Advantage Fund - Series I - Gr	5.70	-0.37	0.97	-2.17	-0.38	NA	NA	NA	NA	NA
L&T Tax Saver Fund - Cumulative	5.36	-0.41	0.92	-2.41	-0.58	10.75	0.06	1.15	0.56	-0.11
LIC Nomura Equity Fund Gr	5.45	-0.35	0.93	-2.05	-0.26	9.80	0.03	1.04	0.27	-0.40
LIC Nomura Growth Fund Gr	5.35	-0.36	0.91	-2.09	-0.28	10.23	0.05	1.09	0.48	-0.19
LIC Nomura India Vision Fund - Gr	5.88	-0.37	0.99	-2.19	-0.40	8.96	-0.05	0.94	-0.48	-1.07
LIC Nomura Infrastructure Fund - Gr	5.26	-0.45	0.89	-2.69	-0.81	9.27	-0.01	0.98	-0.11	-0.75
LIC Nomura Opportunities Fund - Gr	5.44	-0.36	0.92	-2.12	-0.31	9.23	0.01	0.98	0.10	-0.55
LIC Nomura Tax Plan Gr	5.21	-0.36	0.89	-2.12	-0.31	9.27	0.02	0.98	0.19	-0.46
LIC Nomura Top 100 Fund - Gr	5.56	-0.36	0.94	-2.10	-0.31	8.57	-0.02	0.90	-0.19	-0.77
Mirae Asset Emerging Bluechip Fund - Gr	4.86	-0.15	0.79	-0.93	0.67	NA	NA	NA	NA	NA
Mirae Asset India Opportunities Fund - Gr	5.14	-0.24	0.88	-1.39	0.34	10.08	0.14	1.07	1.32	0.71
Morgan Stanley A.C.E. Fund - Gr	5.59	-0.35	0.96	-2.04	-0.26	10.07	0.11	1.07	1.02	0.39
Morgan Stanley Growth Fund - Gr	5.87	-0.38	1.00	-2.21	-0.43	9.84	0.05	1.05	0.42	-0.25
Principal Dividend Yield Fund - Gr	5.46	-0.35	0.94	-2.03	-0.23	8.28	0.08	0.88	0.74	0.07
Principal Emerging Bluechip Fund - Gr	6.19	-0.45	1.06	-2.62	-0.89	NA	NA	NA	NA	NA
Principal Growth Fund Gr	6.31	-0.36	1.08	-2.11	-0.36	9.05	0.00	0.96	-0.01	-0.64
Principal Large Cap Fund - Gr	5.14	-0.37	0.88	-2.16	-0.33	9.51	0.10	1.01	0.93	0.28
Principal Personal Tax Saver	5.46	-0.41	0.94	-2.36	-0.55	9.64	0.03	1.03	0.27	-0.40
Principal Services Industries Fund - Gr	6.22	-0.35	1.05	-2.09	-0.33	8.97	0.04	0.95	0.39	-0.25
Principal Tax Savings Fund	6.25	-0.36	1.07	-2.09	-0.33	9.36	-0.02	0.99	-0.14	-0.80
Reliance Equity Fund - Gr	6.01	-0.41	1.03	-2.39	-0.63	8.09	-0.04	0.85	-0.35	-0.86
Reliance Equity Linked Saving Fund - Series I - Gr	6.11	-0.30	1.04	-1.75	0.03	8.74	0.08	0.92	0.73	0.06
Reliance Equity Opportunities Fund - Gr	5.73	-0.25	0.98	-1.48	0.30	9.39	0.16	1.00	1.46	0.80
Reliance Growth Fund Gr	6.27	-0.33	1.07	-1.96	-0.19	9.59	0.08	1.02	0.73	0.08
Reliance Infrastructure Fund - Retail Gr	8.44	-0.49	1.43	-2.92	-1.64	NA	NA	NA	NA	NA
Reliance Long Term Equity Fund - Gr	6.76	-0.26	1.16	-1.55	0.27	8.84	0.09	0.92	0.87	0.20
Reliance NRI Equity Fund - Gr	5.19	-0.38	0.87	-2.27	-0.43	9.54	0.12	1.01	1.11	0.45
Reliance Quant Plus Fund - Retail Gr	6.15	-0.25	1.03	-1.51	0.27	8.96	0.08	0.95	0.74	0.07
Reliance Regular Savings Fund Equity Plan - Gr	6.54	-0.32	1.13	-1.84	-0.07	9.98	0.09	1.06	0.83	0.18
Reliance Small Cap Fund - Gr	5.94	-0.19	1.01	-1.13	0.66	NA	NA	NA	NA	NA
Reliance Tax Saver Fund - Gr	5.82	-0.28	1.00	-1.66	0.12	8.20	0.12	0.87	1.13	0.41
Reliance Top 200 Fund - Gr	5.64	-0.32	0.95	-1.87	-0.09	8.99	0.05	0.95	0.48	-0.17
Reliance Vision Fund Gr	5.27	-0.37	0.89	-2.18	-0.36	8.70	0.07	0.92	0.70	0.04
Religare AGILE Fund - Gr	5.06	-0.27	0.84	-1.61	0.14	7.89	0.00	0.74	-0.05	-0.52
Religare Business Leaders Fund - Gr	5.32	-0.31	0.91	-1.79	-0.01	NA	NA	NA	NA	NA
Religare Contra Fund - Gr	4.76	-0.32	0.82	-1.86	-0.07	8.96	0.11	0.95	1.08	0.40
Religare Equity Fund - Gr	4.30	-0.35	0.74	-2.06	-0.21	7.76	0.08	0.80	0.83	0.13
Religare Growth Fund - Gr	5.01	-0.29	0.86	-1.71	0.06	7.83	0.08	0.82	0.75	0.08
Religare Infrastructure Fund - Gr	4.87	-0.40	0.83	-2.34	-0.46	7.81	0.03	0.83	0.28	-0.31
Religare Mid N Small Cap Fund - Gr	4.65	-0.26	0.75	-1.60	0.13	9.25	0.15	0.96	1.41	0.72
Religare Midcap Fund - Gr	4.69	-0.24	0.75	-1.50	0.20	9.76	0.13	1.02	1.25	0.61
Religare PSU Equity Fund - Gr	4.80	-0.39	0.76	-2.50	-0.55	NA	NA	NA	NA	NA
Religare Tax Plan - Gr	4.68	-0.28	0.81	-1.61	0.14	8.26	0.13	0.88	1.27	0.53
Sahara Growth Fund Gr	4.98	-0.36	0.86	-2.06	-0.25	7.80	0.06	0.82	0.55	-0.09
Sahara Infrastructure Fund Fixed - Gr	5.84	-0.43	0.99	-2.51	-0.73	9.44	0.04	0.99	0.36	-0.30
Sahara Infrastructure Fund Variable - Gr	5.85	-0.42	0.99	-2.44	-0.66	9.44	0.04	0.99	0.42	-0.23
Sahara Midcap Fund - Gr	5.97	-0.25	1.00	-1.51	0.27	10.45	0.12	1.09	1.16	0.55
Sahara R.E.A.L. Fund - Gr	6.61	-0.36	1.11	-2.15	-0.42	8.02	0.02	0.81	0.23	-0.34
Sahara Star Value Fund - Gr	6.75	-0.28	1.11	-1.73	0.06	NA	NA	NA	NA	NA
Sahara Super 20 Fund - Gr	4.23	-0.31	0.71	-1.83	-0.04	NA	NA	NA	NA	NA
Sahara Tax Gain Fund Gr	5.17	-0.29	0.89	-1.72	0.06	8.45	0.13	0.90	1.23	0.51
Sahara Wealth Plus Fund Variable - Gr	4.96	-0.28	0.84	-1.64	0.12	6.64	0.11	0.69	1.02	0.25
SBI Magnum Blue Chip Fund - Gr	4.95	-0.40	0.85	-2.30	-0.45	9.21	0.05	0.98	0.51	-0.15
SBI Magnum COMMA Fund - Gr	4.80	-0.36	0.78	-2.20	-0.33	8.85	0.07	0.92	0.65	-0.01

## Diversified Equity Funds

Scheme Name	1 Year					3 Years				
	Std. Deviation	Sharpe Ratio	Beta	Treynor Ratio	Alpha	Std. Deviation	Sharpe Ratio	Beta	Treynor Ratio	Alpha
SBI Magnum Equity Fund - Gr	4.23	-0.37	0.73	-2.14	-0.27	9.40	0.09	1.00	0.84	0.18
SBI Magnum Global Fund 94 - Gr	4.97	-0.22	0.77	-1.45	0.25	10.88	0.11	1.13	1.07	0.47
SBI Magnum MidCap Fund - Gr	5.17	-0.36	0.84	-2.21	-0.36	12.32	0.05	1.28	0.52	-0.18
SBI Magnum Multicap Fund - Gr	5.79	-0.40	1.00	-2.31	-0.53	9.31	0.02	0.99	0.18	-0.47
SBI Magnum Multiplier Plus 93 - Div	5.78	-0.34	0.99	-2.00	-0.22	8.71	0.06	0.93	0.61	-0.05
SBI Magnum NRI Inv Fund - FlexiAsset Plan - Gr	3.12	-0.40	0.49	-2.58	-0.39	8.24	0.05	0.86	0.50	-0.14
SBI MSFU - Contra - Div	5.37	-0.44	0.92	-2.55	-0.71	9.11	0.03	0.97	0.32	-0.32
SBI MSFU Emerging Businesses Fund-Gr	5.66	-0.03	0.86	-0.20	1.36	12.17	0.15	1.27	1.40	0.94
SBI Magnum Tax Gain Fund - Div	5.05	-0.34	0.87	-1.98	-0.18	9.03	0.05	0.96	0.44	-0.21
SBI One India Fund - Gr	4.91	-0.44	0.84	-2.59	-0.68	9.57	0.03	1.02	0.27	-0.40
SBI PSU Fund - Gr	4.24	-0.58	0.63	-3.96	-1.36	NA	NA	NA	NA	NA
SBI Tax Advantage Fund Series I - Gr	5.35	-0.41	0.87	-2.52	-0.65	8.69	0.06	0.90	0.53	-0.11
Sundaram CAPEX Opportunities Fund-Gr	6.26	-0.48	1.08	-2.75	-1.05	11.14	0.02	1.16	0.21	-0.52
Sundaram Equity Multiplier Fund - Gr	5.77	-0.25	0.98	-1.47	0.30	9.07	0.06	0.94	0.59	-0.06
Sundaram Growth Fund Gr	5.55	-0.34	0.95	-2.01	-0.22	9.61	0.04	1.02	0.33	-0.33
Sundaram India Leadership Fund - Gr	5.69	-0.28	0.98	-1.63	0.14	9.67	0.06	1.03	0.54	-0.12
Sundaram Rural India Fund - Gr	5.70	-0.24	0.96	-1.44	0.32	9.72	0.06	1.03	0.55	-0.11
Sundaram S.M.I.L.E. Fund - Gr	6.72	-0.36	1.14	-2.10	-0.37	11.06	0.09	1.17	0.84	0.21
Sundaram Select Focus - Gr	5.15	-0.38	0.88	-2.25	-0.42	8.92	0.03	0.93	0.24	-0.39
Sundaram Select MidCap - Gr	5.78	-0.25	0.96	-1.51	0.25	10.71	0.13	1.12	1.25	0.66
Sundaram Select Small-Cap Fund - Gr	5.43	-0.37	0.89	-2.28	-0.44	9.95	0.12	1.02	1.14	0.49
Sundaram Tax Saver - Div	5.46	-0.37	0.94	-2.13	-0.33	9.59	0.06	0.95	0.56	-0.09
Tata Capital Builder Fund - Gr	4.76	-0.42	0.82	-2.47	-0.56	8.27	0.05	0.86	0.49	-0.14
Tata Contra Fund - Gr	5.17	-0.24	0.89	-1.37	0.36	9.32	0.12	0.99	1.09	0.43
Tata Dividend Yield Fund - Gr	4.96	-0.22	0.84	-1.32	0.39	8.19	0.16	0.87	1.46	0.70
Tata Equity Management Fund - Gr	4.75	-0.33	0.82	-1.89	-0.09	7.63	0.08	0.81	0.79	0.10
Tata Equity Opportunities Fund - Gr	5.47	-0.33	0.95	-1.94	-0.15	9.69	0.05	1.03	0.48	-0.18
Tata Equity P/E Fund Gr	5.65	-0.29	0.97	-1.72	0.06	9.16	0.10	0.96	0.98	0.31
Tata Ethical Fund - Gr	4.88	-0.29	0.83	-1.68	0.09	9.24	0.11	0.97	1.00	0.34
Tata Growth Fund - App	5.35	-0.32	0.91	-1.87	-0.08	9.93	0.08	1.05	0.72	0.07
Tata Infrastructure Fund - Gr	5.62	-0.49	0.96	-2.88	-1.06	10.15	0.01	1.08	0.05	-0.65
Tata Mid Cap Fund - Gr	4.93	-0.38	0.83	-2.23	-0.38	9.31	0.06	0.98	0.60	-0.06
Tata Pure Equity Fund - Gr	5.06	-0.36	0.87	-2.08	-0.27	8.61	0.09	0.91	0.80	0.13
Tata Service Industries Fund - Gr	6.49	-0.33	1.10	-1.97	-0.21	10.35	0.06	1.09	0.55	-0.12
Tata Tax Advantage Fund - 1	4.11	-0.29	0.71	-1.66	0.08	8.19	0.10	0.87	0.96	0.26
Tata Tax Saving Fund - Div	4.16	-0.30	0.71	-1.74	0.03	8.52	0.07	0.90	0.68	0.02
Taurus Bonanza Fund Gr	5.04	-0.35	0.85	-2.07	-0.25	10.00	0.03	1.05	0.26	-0.42
Taurus Discovery Fund - Gr	5.81	-0.44	0.93	-2.73	-0.89	11.71	-0.02	1.20	-0.17	-1.00
Taurus Ethical Fund - Gr	4.06	-0.38	0.70	-2.17	-0.28	NA	NA	NA	NA	NA
Taurus Infrastructure Fund - Gr	5.51	-0.52	0.95	-3.02	-1.18	12.70	0.07	1.32	0.70	0.05
Taurus Starshare Growth	5.46	-0.27	0.92	-1.60	0.17	11.14	0.07	1.17	0.68	0.03
Taurus Tax Shield - Gr	5.25	-0.36	0.90	-2.10	-0.29	9.27	0.09	0.98	0.88	0.22
Templeton India Growth Fund Gr	6.04	-0.35	1.03	-2.08	-0.31	9.38	0.09	1.00	0.84	0.18
UTI Contra Fund - Gr	5.64	-0.46	0.97	-2.67	-0.87	7.94	0.04	0.84	0.37	-0.24
UTI Dividend Yield Fund. - Gr	4.44	-0.27	0.76	-1.59	0.15	6.93	0.16	0.73	1.55	0.65
UTI Equity Fund - Gr	5.15	-0.22	0.89	-1.29	0.43	7.57	0.11	0.80	1.07	0.33
UTI Equity Tax Saving Plan - Div	5.03	-0.33	0.87	-1.92	-0.12	8.05	0.04	0.85	0.37	-0.24
UTI India Lifestyle Fund - Gr	4.84	-0.19	0.81	-1.15	0.51	7.52	0.11	0.79	1.05	0.31
UTI Infrastructure Fund - Gr	5.43	-0.51	0.94	-2.96	-1.10	8.77	-0.03	0.93	-0.30	-0.89
UTI Leadership Equity Fund - Gr	5.20	-0.36	0.89	-2.12	-0.31	8.86	0.03	0.94	0.26	-0.37
UTI Long Term Advantage Fund I - Gr	5.33	-0.39	0.91	-2.32	-0.49	8.88	0.05	0.95	0.46	-0.19
UTI Long Term Advantage Fund II - Gr	4.97	-0.33	0.85	-1.91	-0.11	7.00	0.11	0.74	1.02	0.27
UTI Master Equity Plan Unit Scheme	5.36	-0.26	0.92	-1.51	0.24	7.85	0.07	0.83	0.64	-0.01
UTI Master Plus Unit Scheme - Div	5.42	-0.26	0.93	-1.53	0.23	8.72	0.05	0.93	0.48	-0.16
UTI Master Share - Div	4.85	-0.29	0.83	-1.70	0.06	7.63	0.08	0.81	0.74	0.07
UTI Master Value Fund - Div	5.71	-0.23	0.98	-1.35	0.42	9.11	0.14	0.95	1.31	0.62
UTI Mid Cap Fund - Div	5.79	-0.26	0.99	-1.52	0.26	9.02	0.11	0.94	1.10	0.42
UTI MNC Fund - Div	4.26	-0.03	0.67	-0.19	1.07	6.05	0.24	0.62	2.32	1.04
UTI Opportunities Fund - Div	4.61	-0.18	0.79	-1.06	0.57	8.50	0.15	0.90	1.41	0.67
UTI Services Industries Fund - Gr	6.58	-0.30	1.09	-1.83	-0.06	9.71	0.05	1.03	0.43	-0.23
UTI Top 100 Fund - Div	4.89	-0.26	0.83	-1.52	0.22	8.37	0.05	0.88	0.45	-0.18
UTI Wealth Builder Fund - Gr	4.49	-0.28	0.76	-1.66	0.09	8.47	0.10	0.90	0.95	0.26
UTI Wealth Builder Fund - Series II - Gr	3.88	-0.10	0.63	-0.60	0.74	NA	NA	NA	NA	NA
<b>Average of Diversified Equity Schemes</b>	<b>5.43</b>	<b>-0.32</b>	<b>0.92</b>	<b>-1.91</b>	<b>-0.14</b>	<b>9.23</b>	<b>0.07</b>	<b>0.97</b>	<b>0.71</b>	<b>0.03</b>

## Note:

- 1) Monthly returns are used to analyse the above funds. For the purpose of calculating Beta, mean of diversified equity schemes is taken as a benchmark rate and FD rates (Fixed - 7%) is taken as risk free rate of return.
- 2) Here, Standard Deviation (S.D.) suggests the deviation of returns from mean whereas Beta is the sensitivity of the returns of the fund relative to benchmark.
- 3) Sharpe ratio gives the Risk adjusted Returns based on Total Risk (S.D.) and Treynor Ratio gives the Risk adjusted Returns based on Market Risk (Beta). Alpha is the superior returns earned by the fund manager than the returns from the benchmark.
- 4) In all 3 measures, Sharpe - Treynor - Alpha, higher score means better fund. Quartiles have been calculated based on all 3 measures. First Quartile represents best performing funds (Top 25%) and Forth Quartile represents relatively worst performing funds.

Diversified Equity Funds

Scheme Name	Sharpe Ratio	
	1 Year (Quartiles)	3 Years (Quartiles)
AIG India Equity Fund - Gr	1	2
AIG Infrastructure and Economic Reform Fund - Gr	3	2
Axis Equity Fund - Gr	2	NA
Axis Long Term Equity Fund - Gr	1	NA
Baroda Pioneer Infrastructure Fund - Gr	4	NA
Bharti AXA Equity Fund - Eco Plan Gr	3	NA
Bharti AXA Equity Fund - Regular Plan Gr	3	NA
Bharti AXA Focused Infrastructure Fund - Gr	4	NA
Bharti AXA Tax Advantage Fund - Eco - Growth	4	NA
Bharti AXA Tax Advantage Fund - Regular - Growth	4	NA
Birla Sun Life Advantage Fund Gr	3	3
Birla Sun Life Basic Industries Fund - Gr	3	3
Birla Sun Life Buy India Fund - Gr	2	1
Birla Sun Life Dividend Yield Plus Gr	1	1
Birla Sun Life Equity Fund - Gr	4	3
Birla Sun Life Frontline Equity Fund - Gr	2	2
Birla Sun Life India GenNext Fund - Gr	1	1
Birla Sun Life India Opportunities Fund Plan B Gr	3	4
Birla Sun Life India Reforms Fund - Gr	3	NA
Birla Sun Life Infrastructure Fund - Gr	4	3
Birla Sun Life Long Term Advantage Fund - Gr	2	2
Birla Sun Life Midcap Fund - Gr	2	1
Birla Sun Life MNC Fund Gr	1	1
Birla Sun Life Pure Value Fund - Gr	2	1
Birla Sun Life Small and Midcap Fund - Gr	2	1
Birla Sun Life Special Situations Fund - Gr	4	4
Birla Sun Life Tax Plan - Gr	1	3
Birla Sun Life Tax Relief 96 Fund - Div	4	3
Birla Sun Life Top 100 Fund - Gr	1	2
BNP Paribas Dividend Yield Fund- Gr	1	1
BNP Paribas Equity Fund - Gr	2	4
BNP Paribas Midcap Fund - Gr	1	3
BNP Paribas Tax Advantage Plan (ELSS) - Gr	1	3
Canara Robeco Emerging Equities Fund - Gr	1	1
Canara Robeco Equity Diversified - Gr	2	1
Canara Robeco Equity Tax Saver Fund - Div	4	1
Canara Robeco F.O.R.C.E. Fund - Retail Gr	3	NA
Canara Robeco Infrastructure - Gr	3	2
Canara Robeco Large Cap Plus Fund - Gr	1	NA
Canara Robeco Multicap Fund - Gr	2	2
DSP BlackRock Equity Fund - Reg. Plan - Div	2	1
DSP BlackRock Focus 25 Fund - Gr	1	NA
DSP BlackRock Micro Cap Fund - Gr	1	1
DSP BlackRock Opportunities Fund - Gr	3	2
DSP BlackRock Small and Mid Cap - Reg Gr	1	1
DSP BlackRock Tax Saver Fund - Gr	3	2
DSP BlackRock Top 100 Equity Fund Gr	2	2
DWS Alpha Equity Fund - Gr	4	4
DWS Investment Opportunity Fund - Gr	4	4
DWS Tax Saving Fund - Gr	4	4
Fidelity Equity Fund - Gr	2	1
Fidelity India Growth Fund - Gr	1	1
Fidelity India Special Situations Fund - Gr	2	2
Fidelity India Value Fund - Gr	3	NA
Fidelity Tax Advantage Fund - Gr	2	1
Franklin Build India Fund - Gr	4	NA
Franklin India Bluechip Fund Gr	1	2
Franklin India Flexi Cap Fund - Gr	3	2
Franklin India High Growth Companies Fund - Gr	3	2
Franklin India Opportunities Fund-Gr	3	4
Franklin India Prima Fund Gr	3	2
Franklin India Prima Plus Gr	2	2
Franklin India Smaller Companies Fund - Gr	3	2
Franklin India Taxshield Gr	1	1
HDFC Capital Builder-Gr	3	1
HDFC Core and Satellite Fund - Gr	2	2
HDFC Equity Fund - Gr	2	1
HDFC Growth Fund Gr	2	2
HDFC Infrastructure Fund - Gr	4	3
HDFC Long Term Advantage Fund - Gr	1	2
HDFC Long Term Equity Fund - Gr	2	2
HDFC Mid Cap Opportunity Fund - Gr	1	1
HDFC Premier Multi-Cap Fund - Gr	3	2
HDFC Tax saver - Gr	3	1
HDFC Top 200 Fund - Div	2	1

Scheme Name	Sharpe Ratio	
	1 Year (Quartiles)	3 Years (Quartiles)
HSBC Dynamic Fund - Gr	2	4
HSBC Equity Fund - Gr	3	4
HSBC India Opportunities Fund - Gr	2	4
HSBC Midcap Equity Fund - Gr	3	4
HSBC Progressive Themes Fund - Gr	4	4
HSBC Small Cap Fund - Gr	3	4
HSBC Tax Saver Equity Fund - Gr	3	2
HSBC Unique Opportunity Fund - Gr	4	4
ICICI Prudential Discovery Fund Gr	1	1
ICICI Prudential Dynamic Plan-Cum	1	2
ICICI Prudential Focused Bluechip Equity Fund - Gr	1	1
ICICI Prudential Infrastructure Fund - Gr	4	4
ICICI Prudential MidCap Fund - Gr	4	3
ICICI Prudential R.I.G.H.T. Fund - Gr	1	NA
ICICI Prudential Services Industries Fund - Gr	2	4
ICICI Prudential Target Returns Fund - Retail Gr	1	NA
ICICI Prudential Tax Plan-Gr	1	1
ICICI Prudential Top 100 Fund - Gr	1	3
ICICI Prudential Top 200 Fund - Gr	2	2
IDFC Classic Equity Fund - Plan A - Gr	4	4
IDFC Equity Fund - Plan A - Gr	1	3
IDFC Imperial Equity Fund - Plan A - Gr	2	3
IDFC India GDP Growth Fund - Gr	1	NA
IDFC Premier Equity Fund - Plan A - Gr	1	1
IDFC Small & Midcap Equity Fund - Gr	1	1
IDFC Tax Advantage (ELSS) Fund - Gr	1	NA
IDFC Tax Saver - Gr	1	2
ING C.U.B. Fund - Gr	4	3
ING Contra Fund - Gr	3	3
ING Core Equity Fund Gr	1	3
ING Dividend Yield Fund Gr	2	1
ING Domestic Opportunities Fund - Gr	3	3
ING Large Cap Equity Fund - Gr	2	4
ING Midcap Fund - Gr	2	3
ING Tax Savings Fund - Gr	2	3
JM Basic Fund - Div	4	4
JM Equity Fund Gr	3	4
JM Multi Strategy Fund - Gr	4	NA
JM Tax Gain Fund - Gr	4	4
JP Morgan India Equity Fund - Gr	2	3
JP Morgan India Smaller Companies Fund - Gr	2	3
JP Morgan India Tax Advantage Fund - Gr	2	NA
Kotak 50 Equity Scheme Div	2	3
Kotak Contra Scheme - Gr	4	3
Kotak Emerging Equity Scheme - Gr	4	3
Kotak Midcap - Gr	3	2
Kotak Opportunities Fund - Gr	3	3
Kotak Select Focus Fund - Gr	3	NA
Kotak Tax Saver - Gr	3	3
L&T Contra Fund - Cum	4	4
L&T Growth Fund - Gr	2	3
L&T Hedged Equity Fund - Gr	2	4
L&T Infrastructure Fund - Gr	4	4
L&T Midcap Fund - Cum	4	2
L&T Opportunites - Cumm	4	3
L&T Tax Advantage Fund - Series I - Gr	4	NA
L&T Tax Saver Fund - Cumulative	4	3
LIC Nomura Equity Fund Gr	3	4
LIC Nomura Growth Fund Gr	3	3
LIC Nomura India Vision Fund - Gr	3	4
LIC Nomura Infrastructure Fund - Gr	4	4
LIC Nomura Opportunities Fund - Gr	3	4
LIC Nomura Tax Plan Gr	3	4
LIC Nomura Top 100 Fund - Gr	3	4
Mirae Asset Emerging Bluechip Fund - Gr	1	NA
Mirae Asset India Opportunities Fund - Gr	1	1
Morgan Stanley A.C.E. Fund - Gr	3	1
Morgan Stanley Growth Fund - Gr	4	4
Principal Dividend Yield Fund - Gr	3	2
Principal Emerging Bluechip Fund - Gr	4	NA
Principal Growth Fund Gr	3	4
Principal Large Cap Fund - Gr	4	2
Principal Personal Tax Saver	4	4
Principal Services Industries Fund - Gr	3	4
Principal Tax Savings Fund	3	4

As on 31-10-2011

Diversified Equity Funds

Scheme Name	Sharpe Ratio	
	1 Year (Quartiles)	3 Years (Quartiles)
Reliance Equity Fund - Gr	4	4
Reliance Equity Linked Saving Fund - Series I - Gr	2	2
Reliance Equity Opportunities Fund - Gr	1	1
Reliance Growth Fund Gr	3	2
Reliance Infrastructure Fund - Retail Gr	4	NA
Reliance Long Term Equity Fund - Gr	1	2
Reliance NRI Equity Fund - Gr	4	1
Reliance Quant Plus Fund - Retail Gr	1	2
Reliance Regular Savings Fund Equity Plan - Gr	2	2
Reliance Small Cap Fund - Gr	1	NA
Reliance Tax Saver Fund - Gr	2	1
Reliance Top 200 Fund - Gr	2	3
Reliance Vision Fund Gr	3	2
Religare AGILE Fund - Gr	1	4
Religare Business Leaders Fund - Gr	2	NA
Religare Contra Fund - Gr	2	1
Religare Equity Fund - Gr	3	2
Religare Growth Fund - Gr	2	2
Religare Infrastructure Fund - Gr	4	4
Religare Mid N Small Cap Fund - Gr	1	1
Religare Midcap Fund - Gr	1	1
Religare PSU Equity Fund - Gr	4	NA
Religare Tax Plan - Gr	2	1
Sahara Growth Fund Gr	3	3
Sahara Infrastructure Fund Fixed - Gr	4	4
Sahara Infrastructure Fund Variable - Gr	4	4
Sahara Midcap Fund - Gr	1	1
Sahara R.E.A.L. Fund - Gr	3	4
Sahara Star Value Fund - Gr	2	NA
Sahara Super 20 Fund - Gr	2	NA
Sahara Tax Gain Fund Gr	2	1
Sahara Wealth Plus Fund Variable - Gr	2	2
SBI Magnum Blue Chip Fund - Gr	4	3
SBI Magnum COMMA Fund - Gr	3	3
SBI Magnum Equity Fund - Gr	3	2
SBI Magnum Global Fund 94 - Gr	1	1
SBI Magnum MidCap Fund - Gr	3	3
SBI Magnum Multicap Fund - Gr	4	4
SBI Magnum Multiplier Plus 93 - Div	3	3
SBI Magnum NRI Inv Fund - FlexiAsset Plan - Gr	4	3
SBI MSFU - Contra - Div	4	4
SBI MSFU Emerging Businesses Fund-Gr	1	1
SBI Magnum Tax Gain Fund - Div	3	3
SBI One India Fund - Gr	4	4
SBI PSU Fund - Gr	4	NA
SBI Tax Advantage Fund Series I - Gr	4	3
Sundaram CAPEX Opportunities Fund-Gr	4	4
Sundaram Equity Multiplier Fund - Gr	1	3
Sundaram Growth Fund Gr	3	4

Scheme Name	Sharpe Ratio	
	1 Year (Quartiles)	3 Years (Quartiles)
Sundaram India Leadership Fund - Gr	2	3
Sundaram Rural India Fund - Gr	1	3
Sundaram S.M.I.L.E. Fund - Gr	3	2
Sundaram Select Focus - Gr	4	4
Sundaram Select MidCap - Gr	1	1
Sundaram Select Small-Cap Fund - Gr	4	1
Sundaram Tax Saver - Div	3	3
Tata Capital Builder Fund - Gr	4	3
Tata Contra Fund - Gr	1	1
Tata Dividend Yield Fund - Gr	1	1
Tata Equity Management Fund - Gr	2	2
Tata Equity Opportunities Fund - Gr	3	3
Tata Equity P/E Fund Gr	2	2
Tata Ethical Fund - Gr	2	2
Tata Growth Fund - App	2	2
Tata Infrastructure Fund - Gr	4	4
Tata Mid Cap Fund - Gr	4	3
Tata Pure Equity Fund - Gr	3	2
Tata Service Industries Fund - Gr	3	3
Tata Tax Advantage Fund - 1	2	2
Tata Tax Saving Fund - Div	2	2
Taurus Bonanza Fund Gr	3	4
Taurus Discovery Fund - Gr	4	4
Taurus Ethical Fund - Gr	4	NA
Taurus Infrastructure Fund - Gr	4	2
Taurus Starshare Growth	1	3
Taurus Tax Shield - Gr	3	2
Templeton India Growth Fund Gr	3	2
UTI Contra Fund - Gr	4	4
UTI Dividend Yield Fund - Gr	2	1
UTI Equity Fund - Gr	1	1
UTI Equity Tax Saving Plan - Div	2	4
UTI India Lifestyle Fund - Gr	1	1
UTI Infrastructure Fund - Gr	4	4
UTI Leadership Equity Fund - Gr	3	4
UTI Long Term Advantage Fund I - Gr	4	3
UTI Long Term Advantage Fund II - Gr	2	1
UTI Master Equity Plan Unit Scheme	1	3
UTI Master Plus Unit Scheme - Div	1	3
UTI Master Share - Div	2	2
UTI Master Value Fund - Div	1	1
UTI Mid Cap Fund - Div	1	1
UTI MNC Fund - Div	1	1
UTI Opportunities Fund - Div	1	1
UTI Services Industries Fund - Gr	2	3
UTI Top 100 Fund - Div	1	3
UTI Wealth Builder Fund - Gr	2	2
UTI Wealth Builder Fund - Series II - Gr	1	NA

Ulip Performance

As on 31-10-2011

Equity Schemes - Unit Link Insurance Plan


Scheme Name (Equity Exposure 80-100%)	CAGR Returns %				Rank			
	180 Days	1 Year	2 Years	3 Years	180 Days	1 Year	2 Years	3 Years
Aviva Life Growth Fund	-3.99	-11.79	1.96	13.83	17	26	47	46
Bajaj Allianz Accelerator Mid.Cap Fund	-6.07	-16.63	8.54	31.47	38	46	8	2
Bajaj Allianz Equity Gain	-2.50	-11.36	6.49	23.24	8	22	22	17
Bajaj Allianz Equity Growth Fund	1.18	-6.01	9.82	24.48	1	3	2	15
Bajaj Allianz Equity Index	-3.40	-11.23	6.41	22.65	13	21	27	18
Bajaj Allianz Equity Index Fund II	-3.88	-11.73	5.87	22.24	15	25	35	19
Bajaj Allianz Equity Midcap Fund	-6.04	-17.76	4.35	24.11	37	48	43	16
Bajaj Allianz Equity Midcap Plus Fund	-5.83	-17.08	9.05	31.77	35	47	5	1
Bajaj Allianz Equity Plan	-3.89	-12.21	5.11	21.09	16	28	40	30
Bajaj Allianz Equity Plus	0.62	-6.34	9.31	26.12	3	4	3	6
Bajaj Allianz Pure Equity Fund	0.94	-3.68	9.99	29.02	2	1	1	4
Bajaj Allianz Pure Stock Fund	0.36	-3.85	9.18	27.53	4	2	4	5
Bharti AXA Grow money Fund	-6.98	-14.30	N.A	N.A	43	39	-	-
Bharti AXA Growth Opportunities Fund	-6.68	-14.19	7.75	N.A	42	38	15	-
Birla Sun Life Individual Life - Magnifier	-6.49	-15.76	4.14	20.78	41	42	44	34
Birla Sun Life Individual Life - Maximiser	-8.90	-19.18	1.87	21.65	51	49	48	26
Birla Sun Life Individual Life - Multiplier	-7.37	-22.35	3.38	31.36	45	50	46	3
HDFC Equity Managed Fund II	-5.91	-10.84	7.12	N.A	36	17	20	-
HDFC Growth Fund II	-8.11	-16.28	5.89	N.A	47	43	34	-
HDFC Standard Life Equity Managed Fund (A)	-5.44	-10.83	7.87	24.53	29	16	14	14
HDFC Standard Life Equity Managed Fund (B)	-5.33	-10.72	8.01	25.31	25	13	11	10
HDFC Standard Life Growth Fund(A)	-8.32	-16.29	6.25	24.98	49	44	29	11
HDFC Standard Life Growth Fund(B)	-8.11	-16.46	6.19	24.94	47	45	32	13
ICICI Pru Flexi Growth	-5.75	-12.29	5.50	20.16	33	30	38	36
ICICI Pru Flexi Growth II	-5.33	-11.56	6.39	21.08	25	23	28	31

Equity Schemes - Unit Link Insurance Plan

Scheme Name (Equity Exposure 80-100%)	CAGR Returns %				Rank			
	180 Days	1 Year	2 Years	3 Years	180 Days	1 Year	2 Years	3 Years
ICICI Pru Flexi Growth III	-5.71	-12.28	5.48	20.16	31	29	39	36
ICICI Pru Maximiser Fund	-5.73	-10.79	7.92	19.91	32	14	12	38
ICICI Pru Maximiser Fund II	-5.35	-10.06	8.80	20.93	27	11	7	33
ICICI Pru Maximiser Fund III	-5.76	-10.79	7.91	19.91	34	14	13	38
ICICI Pru Maximiser Fund IV	-5.39	-10.05	8.86	20.97	28	10	6	32
ICICI Pru Multiplier Fund	-3.31	-8.84	7.19	20.58	12	7	19	35
ICICI Pru Multiplier Fund II	-2.92	-8.09	8.04	21.53	11	5	10	27
ICICI Pru Pension Flexi Growth	-5.65	-11.63	7.44	21.69	30	24	16	25
ICICI Pru Pension Maximiser Fund	-6.23	-10.98	7.29	19.88	39	18	17	40
ICICI Pru RICH Fund	-7.66	-15.41	3.93	19.28	46	40	45	43
Max New York Growth Super Fund	-4.29	-11.05	7.21	25.97	18	19	18	8
Reliance AIP Equity Fund	-4.30	-12.35	6.49	21.83	20	31	22	21
Reliance GYP - Equity Fund	-4.43	-12.59	6.20	21.29	23	35	30	29
Reliance MRP - Equity Fund	-4.43	-12.60	6.20	21.46	23	36	30	28
Reliance SCP - Equity Fund	-4.30	-12.35	6.49	21.78	20	31	22	23
Reliance TIPS I - Energy Fund	-8.82	-15.67	-1.64	13.11	50	41	50	47
Reliance TIPS I - Equity Fund	-4.30	-12.35	6.49	21.81	20	31	22	22
Reliance TIPS I - Infrastructure Fund	-11.34	-23.39	-8.75	5.15	52	52	51	48
Reliance TIPS I - Midcap Fund	-7.20	-22.40	-0.77	17.87	44	51	49	44
Reliance W+HP - Equity Fund	-4.29	-12.35	6.49	21.78	18	31	22	23
SBI Life Equity Elite Fund	-2.81	-10.61	7.07	26.07	10	12	21	7
SBI Life Equity Fund	-1.59	-8.87	8.42	25.33	6	8	9	9
SBI Life Equity Optimiser Fund	-2.50	-11.80	6.06	24.96	8	27	33	12
SBI Life Equity Pension Fund	-2.30	-11.12	5.78	22.00	7	20	36	20
SBI Life Growth Fund	-1.20	-8.31	5.55	19.82	5	6	37	41
Tata AIG Aggressive Growth Fund	-3.45	-9.35	4.84	16.17	14	9	41	45
Tata AIG Equity Fund	-6.47	-14.07	4.82	19.59	40	37	42	42
<b>Average</b>	<b>-4.86</b>	<b>-12.52</b>	<b>6.00</b>	<b>22.15</b>				
<b>Universe</b>	<b>52</b>	<b>52</b>	<b>51</b>	<b>48</b>				

Scheme Name (Equity Exposure 60-70%)	CAGR Returns %				Rank			
	180 Days	1 Year	2 Years	3 Years	180 Days	1 Year	2 Years	3 Years
LIC Fortune Plus Growth Fund	-4.65	-12.70	4.09	14.25	6	8	8	6
LIC Future Plus - Growth Fund	-6.50	-10.67	6.21	16.07	9	5	3	4
LIC Jeevan Plus - Growth Fund	-4.98	-9.95	7.92	17.59	7	4	1	1
LIC Market Plus Growth Fund	-4.07	-12.48	5.01	16.52	5	7	4	3
LIC Money Plus Growth Fund	-3.78	-11.99	4.61	14.69	4	6	5	5
LIC Profit Plus Growth Fund	-5.78	-14.42	2.87	13.97	8	9	9	7
MAX NEW - Growth Fund	-1.23	-4.46	6.44	17.47	3	3	2	2
Reliance GYP - Growth Fund	-0.48	-3.59	4.27	12.07	1	1	6	8
Reliance MRP - Growth Fund	-0.48	-3.59	4.27	12.03	1	1	6	9
<b>Average</b>	<b>-3.55</b>	<b>-9.32</b>	<b>5.08</b>	<b>14.96</b>				
<b>Universe</b>	<b>9</b>	<b>9</b>	<b>9</b>	<b>9</b>				

\* Return is on absolute basis for < 1 year period



**Editor**  
Abhishek Dubey

**Research & Content**  
Viral Shah, Dhaval Patel

**Creative Director**  
Samanvay Maniar

**Graphic Design by**  
Chintal Shrimali

**For any suggestions/feedbacks please mail us at: [fundzwatch@njindiainvest.com](mailto:fundzwatch@njindiainvest.com)**

NJ India Invest Pvt. Ltd. NJ Center, 'B' Tower, 9th Floor, Udhna Udyog Nagar Sangh Commercial Complex, Central Road No. 10, Udhna, Surat - 394 210.

<p><b>Andhra Pradesh</b> : Guntur: 0863-3204429, Hyderabad - Secunderabad: 040-32400078, Dilksukhnagar: 040-32481002, Somajiguda: 040-32576543, Rajamundry: 0883-3244440, Vijaywada: 0866-3241991, Vishakapatnam: 0891-3260600</p> <p><b>Bihar</b> : Patna: 0612-3249001</p> <p><b>Chhattisgarh</b> : Bhilai: 0788-3202228, Raipur: 0771-3250422, Bilaspur: 07752-327755</p> <p><b>Goa</b> : Panjim: 0832-3256700</p> <p><b>Gujarat</b> : Ahmedabad - C.G.ROAD: 079-30006612, Naranpura: 079-32443116, Maninagar: 079-32527400, Anand: 02692-249433, Baroda: 0265-2337757, Bharuch: 02642-324339, Bhavnagar: 0278-3299844, Bhuj: 02832-325559, Gandhinagar: 079-32503010, Himmatnagar: 02772-324456, Jamnagar: 0288-3292891, Junagadh: 0285-3290575, Mehsana: 02762-325562, Nadiad: 0268-3293228, Navsari: 02637-325541, Palanpur: 02742-324848, Patan: 02766-326761, Porbandar: 0286-3291166, Rajkot: 0281-3290809, Surat: 0261-3013957, Valsad: 02632-320520, Vapi: 0260-3255778</p> <p><b>Haryana</b> : Faridabad: 0129-3226777, Gurgaon: 0124-3208813, Panchkula: 0172-4675425, Panipat: 0180-3200214</p> <p><b>Himachal Pradesh</b> : Shimla: 0177-3207030</p> <p><b>Jharkhand</b> : Dhanbad: 0326-3246600, Jamshedpur: 0657-3209606, Ranchi: 0651-3244044</p> <p><b>Karnataka</b> : Bangalore-Dickenson Road: 080-32942425, Malleshwaram: 080-32431448, Jayanagar: 080-32450027, Hubli: 0836-3246611, Mangalore: 0824-3218877, Mysore: 0821-3200018, Vijayanagar: 080-32011999</p> <p><b>Kerala</b> : Cochin: 0484-3253939</p> <p><b>Madhya Pradesh</b> : Bhopal: 0755-3296663, Gwalior: 0751-3209901, Indore: 0731-3294450, Ratlam: 07412-327766, Sagor: 07582-327888, Jabalpur: 0761-3227499</p>	<p><b>Maharashtra</b> : Aurangabad: 0240-3201911, Kolhapur: 0231-3240017, Mumbai - Andheri: 022-66892600, Bandra: 022-32088680, Borivali: 022-32578468, Dadar: 022-32168765, Fort: 022-30010500, Ghatkopar: 022-32425888, Kalyan: 0251-3255717, Sangli: 9371056744, Thane: 022-39314300, Vashi: 022-32631970, Mulund: 022-32083434, Nagpur: 0712-3200807, Nasik: 0253-3201446, Pune: 020-32414535, Pimpri: 020-32941772, Camp: 020-32411101,</p> <p><b>New Delhi (NCR)</b> : New Delhi - Jhandewalan Extension: 011-30924100, Janakpuri: 011-41072038</p> <p><b>Orissa</b> : Bhubaneswar: 0674-3261103, Rourkela: 0661-3203666,</p> <p><b>Punjab</b> : Ambala: 0171-3245300, Amritsar: 0183-3223550, Chandigarh: 0172-4560102, Jalandhar: 0181-3244329, Ludhiana: 0161-3222896</p> <p><b>Rajasthan</b> : Ajmer: 0145-3236446, Ganganagar: 0154-3206554, Jaipur: 0141-3230834, Jodhpur: 0291-3265765, Udaipur: 0294-3204257</p> <p><b>Tamil Nadu</b> : Chennai - Nugambakkam: 044-32566180, Coimbatore: 0422-3261142, Erode: 0424-3249188, Trichy: 0431-3258022</p> <p><b>Uttar Pradesh</b> : Agra: 0562-3277488, Allahabad: 0532-3254333, Bareilly: 0581-3247577, Ghaziabad: 0120-3229336, Jansi: 0510-3207788, Kanpur: 0512-3209840, Lucknow: 0522-3250020, Meerut: 0121-3261555, Moradabad: 0591-3244774, Noida: 0120-3106622, Varanasi: 0542-3267477</p> <p><b>Uttaranchal</b> : Dehradun: 0135-3249010</p> <p><b>West Bengal</b> : Burdwan: 0341-3245588, Durgapur: 0343-3201515, Kolkata - Beck Bagan Row: 033-32522000, Dalhousi: 033-32445600, Howrah: 033-32486866, Rash Bihari: 033-32445989</p>
--	---

**Disclaimer:** This booklet named "Fundz Watch" prepared by NJ India Invest Pvt. Ltd. (the "Fundz Watch") is not for sale and is only for private circulation. This Fundz Watch is for reading & assistance purpose only and is not intended to be and must not be taken as the basis for any investment decision. Nothing in this Fundz Watch should be construed as investment or financial advice, and/or as an advice to buy or sell or solicitation to buy or sell the mutual funds / schemes covered in this Fundz Watch. The intent of this Fundz Watch is not in recommending nature. NJ India Invest Pvt. Ltd. has taken due care & caution in compilation of this fact sheet with the information being obtained from various sources. However, the fact sheet takes no responsibility or liability, expressed or implied, whatsoever for any investment decisions made or taken by the readers of this fact sheet based on its contents thereof. The readers are strongly advised to exercise due caution and/or verify the contents and/or seek independent professional advice before making any investment or any other decision based on any content, information, analysis, statements, opinions expressed or implied, in this Fundz Watch. The Fundz Watch does not make any guarantees or warranties whatsoever, expressed or implied, regarding the completeness, timeliness, accuracy, adequacy, fullness, reliability, functionality, and/or the reliability of the information, statistics, statements, opinions and materials contained or expressed in this Fundz Watch or the results obtained, direct or consequential, from the use of such information, statistics, statements, opinions and materials. Mutual Fund investments are subject to the market risks. The readers should read the offer document carefully before making any investment decisions. The past performance is for indicative purpose only and is not necessarily a guide to the future performance of the funds. Reproduction of this publication in any form or medium by any means without prior written permission of the publishers is strictly prohibited. All disputes shall be subject to Surat Jurisdiction only. All rights reserved.