

# DAILY ROUND-UP

For Private Circulation Only

WEDNESDAY | JANUARY 20, 2010

Phone : +91 33 2359 4612  
 +91 33 2359 4614  
 +91 33 2358 1953  
 E-mail : research@shriraminsight.com



Shriram Market Analysis  
 & Research Team

## Indian Market

INDICES	Close	Previous
S&P CNX Nifty	5225.65	5274.85
SENSEX	17486.06	17641.08

## Sectoral Indices

INDICES	Close	Previous
BSE IT	5342.79	5434.04
BSE BANK	10205.37	10160.75
BSE FMCG	2783.18	2794.86
BSE PSU	10160.52	10120.76
BSE METAL	17854.44	17894.15

## Asian Market

INDICES	Close	Previous
Nikkei225	10764.9	10855.08
HangSeng	21677.98	21460.01
StraitTimes	2912.92	2912.02
Shanghai	3246.87	3237.01
Kospi	1710.22	1711.78

## Exchange Turnover (Rs. in Crore)

INDICES	Current	Previous
NSE Cash	16850.75	16024.69
NSE F&O	63441.87	60224.4

## Previous FII Positions

ACTIVITIES	Cash	F&O
NET BUY	152.90	12.82
NET SELL	-	-

## Top Gainers

SCRIP NAME	Close	Previous
IDFC	160.75	158.30
SBIN	2173.00	2156.40
HDFCBANK	1777.00	1766.65
BHEL	2394.00	2381.30

## Top Losers

SCRIP NAME	Close	Previous
SUZLON	87.25	90.15
HINDALCO	162.10	167.25
GAIL	425.05	438.50
UNITECH	85.20	87.75

Markets opened on a flat note amidst mixed global cues. IT, Realty, FMCG, AUTO were under pressure however buying interest was seen in Banks, PSU, Metals, Consumer Durables. Soon markets turned choppy with negative bias, however Midcap and Smallcap indices continued to stay positive. Trade remained choppy with the overall trend towards downward direction in the mid morning session. Nifty on touching 5250.20, some restoration in the markets was witnessed with continuous buying in Metals, PSU, Consumer Durables while Realty, IT was still under pressure. However, markets were still below the previous close in the early afternoon session and was seen to trade within a range. In the mid-afternoon session markets were seen to crawl back to the previous closing mark but unable to hold on to the position and soon plunged sharply. Profit booking was witnessed in Oil & gas, IT, Realty, Auto, Pharma while buying interest seen in Banks, Consumer durables, PSU. In the late session markets after trading in a narrow range, were seen to dip way further southwards. Volatility has been the essence for the day and the last session was no less different with markets being choppy. Finally markets end the day at a much lower level than previous close with IDFC, SBIN, HDFCBANK, BHEL among the Nifty gainers while SUZLON, HINDALCO, GAIL, UNITECH among the Nifty losers.

## Economic News

- ❖ Crude Oil traded at US\$ 78.26 per barrel and Rupee traded at Rs.45.80 against each US\$.

## Corporate News

- ❖ **Rane (Madras) Limited** ( NSE : RML) in its meeting on 18 January 2010 has declared interim dividend at the rate of Rs. 2.50 per share (25%) for the year ended 31 March 2010.
- ❖ **McNally Bharat Engineering Company** ( BSE : 532629) has signed an exclusive technical partnership agreement with Hiflux, Singapore for constructing sea water desalination, water and waste water plant in industrial, municipal and agricultural sector within the geographical territory of India. Hiflux, is a leading technology company pioneering in water desalination across the world with a market capitalization of Singapore \$ 1.7 billion and having employee strength of over 1000 in Singapore and 1500 in China. They have strong presence in water desalination project across the world.
- ❖ **BGR Energy Systems'** ( NSE : BGRENERGY) environmental engineering division, the EPC company for power projects has been awarded a contract for a large 'Total Water System' by Adhunik Power & Natural Resources for its 2 x 270 MW Super Thermal Power Plant in Jharkhand. The contract is valued at Rs. 15.6 crore and it will be completed over 10 months.

Global News

- ❖ **JAL will be delisted from Tokyo stock exchange**  
Japan Airlines Corp. will file for bankruptcy protection. The airline's shares will be delisted from the Tokyo Stock Exchange and 15,700 jobs will be cut over three years along with about a quarter of JAL's group companies. Also, 17 loss-making international routes and 17 domestic routes will be eliminated.
- ❖ **Japan's consumer confidence down in Dec.**  
Japan's consumer confidence slipped in December, down for the second straight month. The index for general households, which tracks consumers' outlooks on employment and incomes, stood at 37.6, down from 39.5 in November.
- ❖ **Kraft agrees to buy Cadbury**  
Kraft Foods has agreed to buy Cadbury in a deal worth around 11.9 billion pounds (\$19.5 billion). Kraft will pay 500 pence and 0.1874 of its own shares for every Cadbury share, or the equivalent of roughly 840 pence a share in total. In addition, Cadbury holders will receive a dividend of 10 pence a share.

Market Talk

## Tata Power Q3 net profit up 40%

The Q3 FY10 net profit of Tata Power stood at Rs 141.89 cr from Rs 101.18 cr, a growth of 40.37% on YoY basis. Net sales down from Rs 1741.47 cr to Rs 1527.80 cr on YoY basis. The EPS was at Rs 46.13 per share as of the quarter ended September, 2009. The P/E ratio stands at 31.01 and the book value of the company is Rs 365.08 per share. Price-to-book value of the company was at 3.92. The dividend yield of the company was at 0.8%.

## Novartis India Q3 net profit down 4%

Novartis India Q3 numbers were Rs 23.15 cr from Rs 24.17 cr on YoY basis, down by 4%. Its net sales stood at Rs 160 cr as against Rs 157 cr, rose 2.25%. The EPS was at Rs 34.39 as of Sept 2009, while its P/E ratio stands at 16.75 on BSE. The book value of the company is Rs 161.05 per share. Price-to-book value of the company was 3.58.

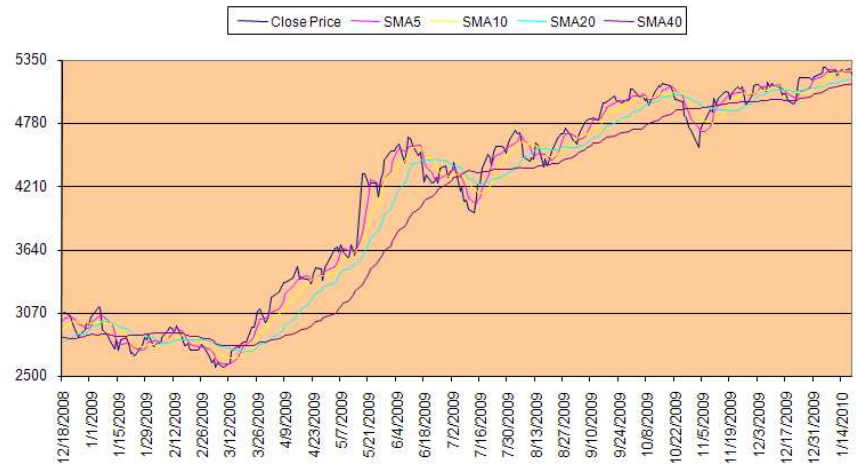
Result Announcement

COMPANY	PERIOD	PROFIT AFTER TAX			NET SALES		
		CURR	PREV	% CHN	CURR	PREV	% CHN
Tata Power Co. Ltd.	Q3FY10(YOY)	141.89	101.08	40.37%	1527.8	1741.47	-12.27%
Navin Fluorine International Limited	Q3FY10(YOY)	21.17	2.75	669.82%	96.84	87.49	10.69%
Technocraft Industries (India) Limited	Q3FY10(YOY)	3.87	-7	155.29%	101.97	104.81	-2.71%
Zee Entertainment Enterprises Ltd	Q3FY10(YOY)	147.9	50.63	192.12%	323.76	285.78	13.29%
Sesa Goa Ltd.	Q3FY10(YOY)	607.71	470.69	29.11%	1530.07	1374.42	11.32%
Surana Industries Limited	Q3FY10(YOY)	6.92	2.7	156.30%	234.41	192.84	21.56%
Mangalam Timber Products Ltd	Q3FY10(YOY)	-0.2	0.42	-147.62%	15.76	14.37	9.67%
Ajmera Realty & Infra India Limited	Q3FY10(QOQ)	3.86	3.44	12.21%	7.21	6.57	9.74%
Ocl India Ltd	Q3FY10(YOY)	17.5	32.2	-45.65%	311.62	308.2	1.11%
Unichem Laboratories Ltd	Q3FY10(YOY)	33.68	28.11	19.82%	171.36	149.14	14.90%
Samtel Color Ltd	Q3FY10(YOY)	3.83	-23.96	115.98%	245.21	233.65	4.95%
Subex Ltd	Q3FY10(YOY)	46.68	-34.18	236.57%	80.61	38.86	107.44%
Suryalakshmi Cotton Mills Limited	Q3FY10(YOY)	4.27	0.64	567.19%	106.11	91.02	16.58%
BASF India Ltd	Q3FY10(YOY)	11.25	0.41	2643.90%	288.19	200.99	43.39%
Banswara Syntex Limited	Q3FY10(YOY)	7.54	-1.79	521.23%	135.61	126.31	7.36%
Kajaria Ceramics Ltd	Q3FY10(YOY)	8.27	0.19	4252.63%	179.7	156.9	14.53%
Novartis India Ltd	Q3FY10(YOY)	23.15	24.17	-4.22%	160.46	156.93	2.25%
Digjam Limited	Q3FY10(YOY)	-1.76	-5.79	69.60%	27.01	35.91	-24.78%
SRF Ltd.	Q3FY10(YOY)	37.6	37.48	0.32%	487.6	416.19	17.16%
RPG Life Sciences Limited	Q3FY10(YOY)	0.51	0.39	30.77%	35.03	31.73	10.40%
NRB Bearing Limited	Q3FY10(YOY)	6.6	-1.44	558.33%	91.45	63.42	44.20%
Aditya Birla Money Limited	Q3FY10(QOQ)	2.90	2.58	12.40%	24.56	25.3	-2.92%

COMPANY	PERIOD	PROFIT AFTER TAX			NET INTEREST INCOME		
		CURR	PREV	% CHN	CURR	PREV	% CHN
State Bank of Mysore	Q3FY10(QOQ)	141.31	98.64	43.26%	346.68	276.51	

Index Chart

Index Snapshot



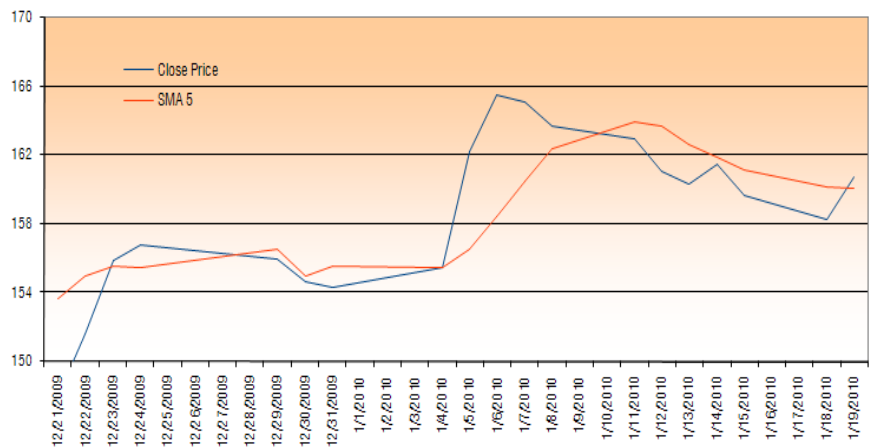
- ❖ Markets opened on a flat note amidst mixed global cues. IT, Realty, FMCG, AUTO were under pressure however buying interest was seen in Banks, PSU, Metals, Consumer Durables. Soon markets turned choppy with negative bias, however Midcap and Small cap indices continued to stay positive. Trade remained choppy with the overall trend towards downward direction in the mid morning session. Nifty on touching 5250.20, some restoration in the markets was witnessed with continuous buying in Metals, PSU, Consumer Durables while Realty, IT was still under pressure. However, markets were still below the previous close in the early afternoon session and was seen to trade within a range. In the mid-afternoon session markets were seen to crawl back to the previous closing mark but unable to hold on to the position and soon plunged sharply. Profit booking was witnessed in Oil & gas, IT, Realty, Auto, Pharma while buying interest seen in Banks, Consumer durables, PSU. In the late session markets after trading in a narrow range, were seen to dip way further southwards. Volatility has been the essence for the day and the last session was no less different with markets being choppy. Finally markets end the day at a much lower level than previous close with almost all the sectoral indices in negative zone with Oil & gas, Realty, Power heavily down while Banks, PSU and CD were marginally up.
- ❖ NSE Nifty touched an intra-day high of 5287.80 and low of 5218.65 while BSE Sensex touched an intra-day high of 17664.86 and low of 17463.78
- ❖ Finally Nifty ended lower by 49.20 points at 5225.65 and Sensex closed lower by 155.02 points at 17486.06
- ❖ IDFC, SBIN, HDFCBANK, BHEL, ICICIBANK, JINDALSTEL were the major gainers where as SUZLON, HINDALCO, GAIL, UNITECH, ACC were the major losers among the Nifty stocks.
- ❖ Nifty may find support at around 5200 and resistance at around 5310

INDEX	LTP	PREVIOUS CLOSE	%CHANGE
SENSEX	17486.06	17641.08	-0.88%
S&P CNX NIFTY	5225.65	5274.85	-0.93%
CNX NIFTY JUNIOR	10709.15	10811.20	-0.94%
CNX IT	6068.70	6181.15	-1.82%
BANK NIFTY	9135.90	9093.25	0.47%
CNX 100	5163.65	5212.35	-0.93%
S&P CNX DEFTY	3961.90	4006.60	-1.12%
S&P CNX 500	4469.30	4499.60	-0.67%
CNX MIDCAP	7771.35	7827.55	-0.72%
NIFTY MIDCAP 50	2765.30	2798.00	-1.17%

Top Gainer

Market Gainer

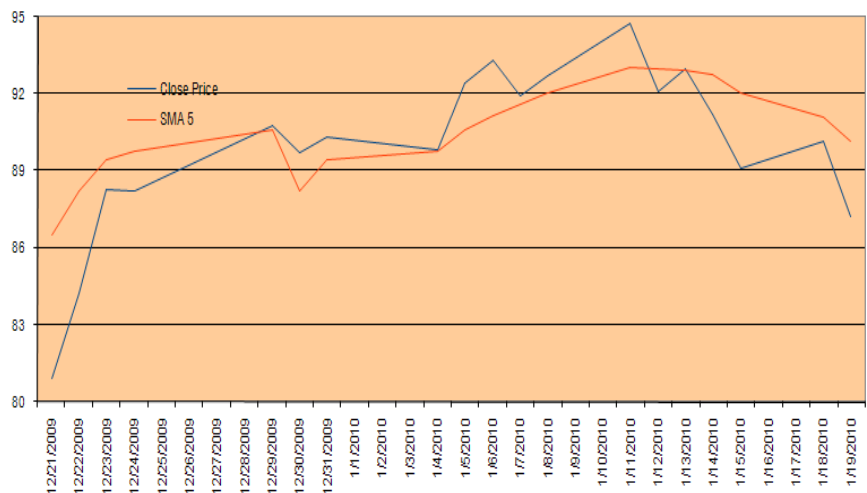
- ❖ IDFC finished as the top performer among the Nifty stocks due to position build up. The scrip touched an intra-day high of Rs 162.25 and low of Rs 158.50. The total traded volume for the script was 2935890 shares. It closed up by 1.55% to Rs 160.75
- ❖ Immediate short-term resistance for the counter exists at around Rs 190



Top Loser

Market Loser

- ❖ SUZLON finished as worst performer. The scrip touched an intra-day high of Rs90.60 and low of Rs 86.70. The total traded volume for the scrip was 16112511 shares. It closed down by 3.22% to Rs 87.25
- ❖ Immediate short-term support for the counter exists at around Rs 80.



Derivative Watch

- ❖ Nifty January series futures witnessed short position build-up. Open Interest has been increased by 44042 contracts at the end of the day.
- ❖ Long position build up for the January series has been observed in BHEL, ICICBANK, NAGARFERT, BANKBARODA, YESBANK, HDFCBANK, BIOCON, SBIN, KOTAKBANK
- ❖ Short build for the January series has been witnessed in REALIANCE, HDFC, BHARTIARTL, BAJAJHIND, MARUTI, LT, TATASTEEL, DLF, RCOM, ITC, INFOSYSTCH,
- ❖ Position unwinding for January series has been observed in VOLTAS, IDFC, UNIONBANK, SINTEX, FEDERALBNK, MRPL, DENABANK, BHARATFORG, UCObANK.

Derivative Watch

SYMBOL	Expiry Date	LTP	Prev. LTP	Change in	(%) change	Open Interest*	Prev. Open Interest	Change in*	(%) change
NIFTY	28-Jan-10	5223	5271.15	-48.15	-0.91%	529562	485520	44042	9.07%
BHEL	28-Jan-10	2393.35	2379.45	13.9	0.58%	10502	9758	744	7.62%
ICICIBANK	28-Jan-10	864	861.8	2.2	0.26%	32826	31940	886	2.77%
NAGARFERT	28-Jan-10	39.15	37.45	1.7	4.54%	3799	3501	298	8.51%
BANKBARODA	28-Jan-10	548	544.05	3.95	0.73%	2437	2166	271	12.51%
YESBANK	28-Jan-10	283.7	273.2	10.5	3.84%	2482	2067	415	20.08%
HDFCBANK	28-Jan-10	1773	1765.9	7.1	0.40%	10352	9198	1154	12.55%
BIOCON	28-Jan-10	295.45	293.85	1.6	0.54%	2683	2515	168	6.68%
SBIN	28-Jan-10	2175.35	2164.95	10.4	0.48%	32191	32030	161	0.50%
KOTAKBANK	28-Jan-10	862	851.75	10.25	1.20%	4884	4731	153	3.23%
BAJAJ-AUTO	28-Jan-10	1773.05	1739.2	33.85	1.95%	1854	1756	98	5.58%
TITAN	28-Jan-10	1538	1508.4	29.6	1.96%	574	493	81	16.43%
IOB	28-Jan-10	114	110.85	3.15	2.84%	1245	1166	79	6.78%
RELIANCE	28-Jan-10	1083.1	1098.6	-15.5	-1.41%	39342	36438	2904	7.97%
HDFC	28-Jan-10	2517	2556.8	-39.8	-1.56%	14712	13013	1699	13.06%
BHARTIARTL	28-Jan-10	320	320.05	-0.05	-0.02%	37799	36251	1548	4.27%
BAJAJHIND	28-Jan-10	211.85	225.45	-13.6	-6.03%	12388	10942	1446	13.22%
MARUTI	28-Jan-10	1424	1435.05	-11.05	-0.77%	15452	14110	1342	9.51%
LT	28-Jan-10	1642	1654.3	-12.3	-0.74%	17744	16487	1257	7.62%
TATASTEEL	28-Jan-10	634.6	637	-2.4	-0.38%	17245	16124	1120.99	6.95%
INFOSYSTCH	28-Jan-10	2636.5	2679.65	-43.15	-1.61%	15913	14838	1075	7.24%
DLF	28-Jan-10	380.35	388.6	-8.25	-2.12%	20317	19265	1052	5.46%
RCOM	28-Jan-10	186.7	191	-4.3	-2.25%	32328	31341	987	3.15%
ITC	28-Jan-10	249.2	250.45	-1.25	-0.50%	9251	8373	878	10.49%
RENUKA	28-Jan-10	222.45	230.75	-8.3	-3.60%	6986	6115	871	14.24%
HINDALCO	28-Jan-10	162.75	167.75	-5	-2.98%	6012	5281	731	13.84%
POWERGRID	28-Jan-10	115.9	117.35	-1.45	-1.24%	7037	6452	585	9.07%
GRASIM	28-Jan-10	2720	2792.9	-72.9	-2.61%	4830	4324	506	11.70%
ACC	28-Jan-10	952.3	979.5	-27.2	-2.78%	5681	5202	479	9.21%
WIPRO	28-Jan-10	738.45	747.55	-9.1	-1.22%	5722	5254	468	8.91%
UNITECH	28-Jan-10	85.3	88.15	-2.85	-3.23%	15851	15465	386	2.50%
SUZLON	28-Jan-10	87.45	90.55	-3.1	-3.42%	21478	21105	373	1.77%
RELINFRA	28-Jan-10	1124	1133.1	-9.1	-0.80%	17058	16696	362	2.17%
TATACHEM	28-Jan-10	313.2	314.6	-1.4	-0.45%	4246	3898	348	8.93%
TATAMOTORS	28-Jan-10	797.35	803.6	-6.25	-0.78%	16204	15876	328	2.07%
DRREDDY	28-Jan-10	1188	1228.7	-40.7	-3.31%	1391	1084	307	28.32%
GAIL	28-Jan-10	424.9	438	-13.1	-2.99%	2508	2301	207	9.00%
VOLTAS	28-Jan-10	187.45	182.5	4.95	2.71%	870	915	-45	-4.92%
IDFC	28-Jan-10	160.6	159	1.6	1.01%	4942	5141	-199	-3.87%
UNIONBANK	28-Jan-10	268.1	266.7	1.4	0.52%	1570	1625	-55	-3.38%
ALBK	28-Jan-10	141.35	140.95	0.4	0.28%	1130	1229	-99	-8.06%
SINTEX	28-Jan-10	268.6	264.7	3.9	1.47%	1495	1617	-122	-7.54%
FEDERALBNK	28-Jan-10	267.5	270.65	-3.15	-1.16%	1319	1456	-137	-9.41%
MRPL	28-Jan-10	86.1	89.45	-3.35	-3.75%	1767	1911	-144	-7.54%
FINANTECH	28-Jan-10	1653	1688.7	-35.7	-2.11%	5708	6191	-483	-7.80%
BHARATFORG	28-Jan-10	294.8	302.95	-8.15	-2.69%	2050	2156	-106	-4.92%
DENABANK	28-Jan-10	85.25	86.7	-1.45	-1.67%	2169	2281	-112	-4.91%
UCOBANK	28-Jan-10	62.3	63.4	-1.1	-1.74%	2319	2868	-549	-19.14%
GTL	28-Jan-10	409.1	411.55	-2.45	-0.60%	5607	6896	-1289	-18.69%

\* Provisional Data

Bulk Deals

DATE	SCRIP NAME	BUYER/SELLER	BUY/SELL	QNTY.	AVERAGE RATE
15-Jan-10	ABGSHIP	CREDIT SUISSE (SINGAPORE) LIMITED	BUY	668513	278.8
18-Jan-10	BIL	SAL REAL ESTATES (P) LTD	BUY	40000	89.51
18-Jan-10	ITI	NAMAN SECURITIES & FINANCE PVT. LTD	BUY	2506	56.67
18-Jan-10	ITI	TRANSGLOBAL SECURITIES LTD.	BUY	2000	56.12
18-Jan-10	MADHAV	PRIMORE SOLUTIONS PVT.LTD	BUY	7952	38.46
18-Jan-10	MBLINFRA	SHAILESH A. JHAVERI HUF	BUY	165000	202.12
18-Jan-10	RKFORGE	UNO METALS LTD	BUY	115000	109.29
18-Jan-10	TATAELXSI	SHARAD K SHAH	BUY	326608	316.83
18-Jan-10	TIDEWATER	21ST CENTURY MNG SER LTD	BUY	9957	5235
18-Jan-10	TIDEWATER	PILOT CONSULTANTS PRIVATE LIMITED	BUY	6300	5309.92
18-Jan-10	WWIL	ADROIT FINANCIAL SERVICES PRIVATE LIMITED	BUY	5144	21.03
18-Jan-10	BIRLACOT	AGRAJ MERCANTILE PRIVATE LIMITED	SELL	10000000	1.4
18-Jan-10	FCSOFT	HI-GROWTH CORPORATE SERVICES PVT. LTD.	SELL	8800	15.91
18-Jan-10	ITI	BP FINTRADE PRIVATE LIMITED	SELL	3000	56.76
18-Jan-10	RKFORGE	AKG FINVEST LTD	SELL	115000	109.29
18-Jan-10	TIDEWATER	MADANLAL LIMITED	SELL	25000	5300
18-Jan-10	TODAYS	CANARA BANK	SELL	85000	25.96

Forthcoming Events

- ANNUAL/QUARTERLY RESULTS OF THE FOLLOWING COMPANIES DUE ON 22/01/2010
- ❖ DOLPHIN OFFSHORE ENTERPRISES (INDIA) LIMITED
- ❖ TRANSPORT CORPORATION OF INDIA LIMITED
- ❖ THIRU AROORAN SUGARS LIMITED
- ❖ JCT ELECTRONICS LIMITED
- ❖ HARITA SEATING SYSTEMS LIMITED
- ❖ HINDUSTAN ZINC LTD.
- ❖ LANDMARK PROPERTY DEVELOPMENT COMPANY LIMITED
- ❖ EDELWEISS CAPITAL LIMITED
- ❖ PENINSULA LAND LIMITED
- ❖ ZEE NEWS LIMITED
- ❖ BIRLA CORPORATION LTD
- ❖ AUTOMOTIVE STAMPINGS AND ASSEMBLIES LIMITED
- ❖ AEGIS LOGISTICS LIMITED
- ❖ CORPORATION BANK
- ❖ MERCK LIMITED
- ❖ ICI INDIA LTD.
- ❖ CESC LTD.
- ❖ CONTAINER CORPORATION OF INDIA LIMITED
- ❖ BAJAJ ELECTRICALS LIMITED
- ❖ GRASIM INDUSTRIES LTD.
- ❖ GEOMETRIC LIMITED
- ❖ ELECTROSTEEL CASTINGS LTD
- ❖ AUSOM ENTERPRISE LIMITED



- ❖ JAYSHREE TEA & INDUSTRIES LTD
  - ❖ BHARTI AIRTEL LIMITED
  - ❖ KARUNA CABLES LTD.
  - ❖ KEYNOTE CORP. SERV. LTD.
  - ❖ HMT LTD.
  - ❖ MRO-TEK LIMITED
  - ❖ UNITED BREWERIES LIMITED
  - ❖ APCOTEX INDUSTRIES LIMITED
  - ❖ ASIAN PAINTS LIMITED
  - ❖ WANBURY LIMITED
  - ❖ PIRAMAL GLASS LIMITED
  - ❖ NOIDA TOLL BRIDGE COMPANY LTD
  - ❖ ITC LTD.
  - ❖ MADHAV MARBLES AND GRANITES LIMITED
  - ❖ KALYANI FORGE LIMITED
  - ❖ MAHINDRA UGINE STEEL CO. LTD
  - ❖ MIRC ELECTRONICS LTD.
  - ❖ UNITED BREWERIES (HOLDINGS) LIMITED
  - ❖ VIP INDUSTRIES LTD.
  - ❖ SANGHVI MOVERS LTD.
  - ❖ ALLAHABAD BANK
  - ❖ NEYVELI LIGNITE CORPORATION LIMITED
  - ❖ CEAT LIMITED
  - ❖ WILLIAMSON MAGOR & CO LTD
  - ❖ RELIANCE INDUSTRIES LTD
  - ❖ RAMKRISHNA FORGINGS LIMITED
  - ❖ EXCEL INDUSTRIES LIMITED
  - ❖ HINDUSTAN CONSTRUCTION CO. LTD
  - ❖ ESSAR OIL LIMITED
  - ❖ GARWARE OFFSHORE SERVICES LIMITED
  - ❖ NELCAST LIMITED
  - ❖ 3I INFOTECH LIMITED
  - ❖ JK PAPER LIMITED
  - ❖ PRIME SECURITIES LIMITED
  - ❖ GRANULES INDIA LIMITED
  - ❖ MCLEOD RUSSEL INDIA LIMITED
  - ❖ GODREJ PROPERTIES LIMITED
  - ❖ PUNJ LLOYD LIMITED
  - ❖ INOX LEISURE LIMITED
  - ❖ PRATIBHA INDUSTRIES LIMITED
  - ❖ VISA STEEL LIMITED
  - ❖ ISPAT INDUSTRIES LIMITED
  - ❖ RATNAMANI METALS & TUBES LIMITED
  - ❖ TECH MAHINDRA LIMITED
  - ❖ HINDUJA FOUNDRIES LIMITED
- ❑ CORPORATE ACTION OF THE FOLLOWING COMPANIES DUE ON 22/01/2010
- ❖ NO RECORDS

Investment Picks

□ SCRIPT NAMES

**LARGE CAP PICKS**

Reliance Industries  
HDFC  
Maruti  
Cipla  
Suzlon Energy  
Sterlite Industries  
Jindal Steel & Power  
Unitech  
Adani Enterprises  
Crompton Greaves  
PFC

**MIDCAP PICKS**

Biocon  
Sintex Industries  
GE Shipping  
Indian Hotel  
Texmaco  
Omaxe  
GMDC  
Renuka  
Everonn System  
Balrampur Chini  
Century Textiles  
Arshiya International  
Fortis Healthcare  
Patel Engineering  
ING Vysya Bank  
IFCI  
Adhunik Metaliks  
Jayshree Tea  
Anantraj Industries  
Prakash Industries

**D I S C L A I M E R**

This document has been prepared by Shriram Insight Share Brokers Ltd. and is meant for sole use by the recipient and not for circulation. This document is not to be reported or copied or made available to others. The information contained herein is from sources believed reliable. It should not be considered to be taken as an offer to sell or a solicitation to buy any security or as an official confirmation of any transaction. We do not represent that it is accurate or complete and it should not be relied upon as such. This document is prepared for assistance only and is not intended to be and must not alone be taken as the basis for an investment decision. The investments discussed or recommended in this report may not be suitable for all investors. Shriram Insight Share Brokers Ltd stock Recommendation Service is a general recommendation service and is not to be construed as an individual investor specific Portfolio Management and Advisory Service.

The user assumes the entire risk of any use made of this information. Each recipient of this document should arrive at an independent evaluation of an investment in the securities of companies referred to in this document and should consult its own advisors to determine the merits and risks of such an investment.

Shriram Insight Share Brokers Ltd shall not be responsible for any loss or liability incurred to the user as a consequence of his or any other person on his behalf taking any investment decisions based on the information, recommendations, research reports, analysis, quotes, etc. provided on the web site

Shriram Insight Share Brokers Ltd shall also not be liable for errors, omissions or typographical errors, disruption delay, interruption, failure, deletion or defect of/in the Service provided by it.

All Users of the Service in countries other than India understand that by using the Service, they may be violating the local laws in such countries. If the User chooses to access the Service from outside India, he shall be responsible for compliance with foreign and local laws.