

DERIVATIVE STRATEGY | DAILY



OUR REPORTS

Fundamental

Company Report
Sector Report
Theme Based Report

Daily & Weekly

Fundamental Market Update
Technical Market Update
Derivative Market Update

Fortnightly

Banking Sector Report
Currency Report

Monthly

India Strategy Report
IIP Report
Auto Sector Update
Cement Sector Update
Metal Sector Update
Telecom Sector Update
Insurance and Mutual Fund Report
Inflation Report
Exports-Imports Report

Quarterly

India and Global Strategy Report
India Economy Report

Others

Event Based Report
RBI Monetary Review Report
Annual Budget Review Report

11th August, 2010

Vinit Pagaria, ACA, FRM

E-mail: vpagaria@microsec.in

ANALYSIS OF FUTURES & OPTIONS MARKET

Nifty (5460.70)

AUGUST FUTURE

Price: 5460.95 (-0.38%)

Premium: 0.25

Open Int: 32543850 (+2%)

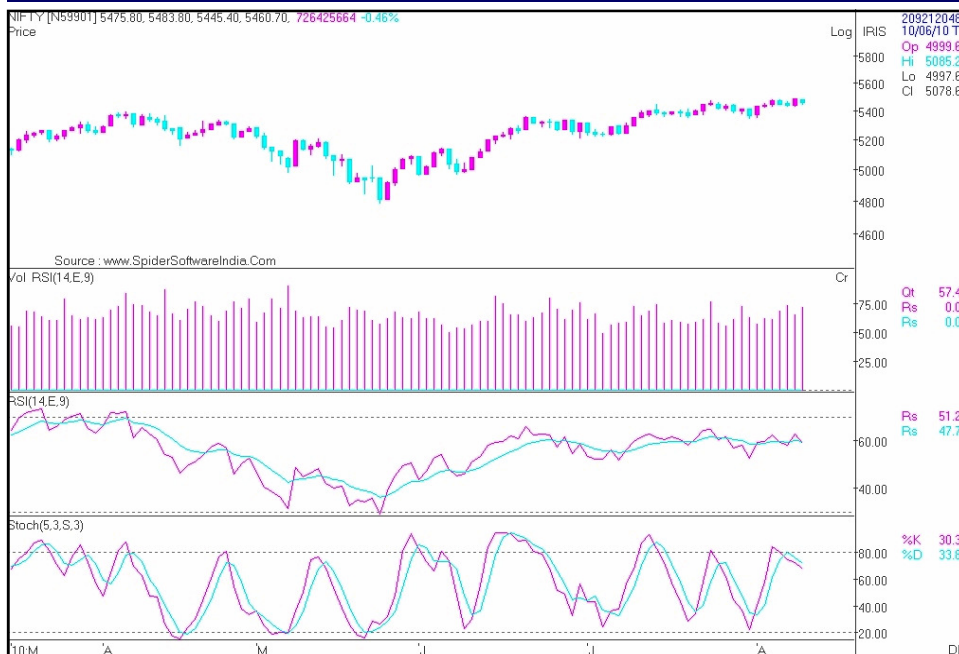
SEPTEMBER FUTURE

Price: 5465.70 (-0.40%)

Premium: 4.75

Open Int: 2393250 (+6%)

NIFTY DAILY CHART



Trading Calls

◆ Long Larsen & Toubro Future

Buy Aug Future @ Rs 1815/- Target: Rs 1888/- SL: Rs 1778/- Lot Size: 125

◆ Long Jaiprakash Associates Call option

Buy Aug 210 Call option @ Rs 5/- Target: Rs 10/- Lot Size: 2000

HIGHLIGHTS

- ⇒ Nifty moved between 5445 and 5491 during the day and closed lower by 0.46%. It is likely to move between 5360 and 5530 in the near future
- ⇒ Nifty Call options of strike 5500 added open interest by 11417 lots while Put options of strike 5300 had a strong build up of 24996 lots. Put options of strike 5200 also added 23278 lots to open interest
- ⇒ Nifty Put Call ratio stands rose sharply to 1.38 with the total open interest in Call options at 1,161,143 lots and that in Put options at 1,601,190 lots
- ⇒ Larsen & Toubro, Tata Motors, Jaiprakash Associates, Alstom Projects, Suzlon Energy, HDFC Bank, Hindustan Unilever and Jindal Saw appear strong while IVRCL Infrastructure, CESC, HCL Technologies and PTC India appear relatively weak
- ⇒ Volatility Index rose by 1.94% from 17.00 to 17.33

**NIFTY
PIVOT POINTS**

**S2
5420**

**S1
5440**

**PIVOT
5466**

**R1
5486**

**R2
5512**

OPTION STRATEGY

Scrip/Index: **Jaiprakash Associates**

Strategy: Long Call option

Current Price of Underlying: Rs 122.35 Lot Size: 2000

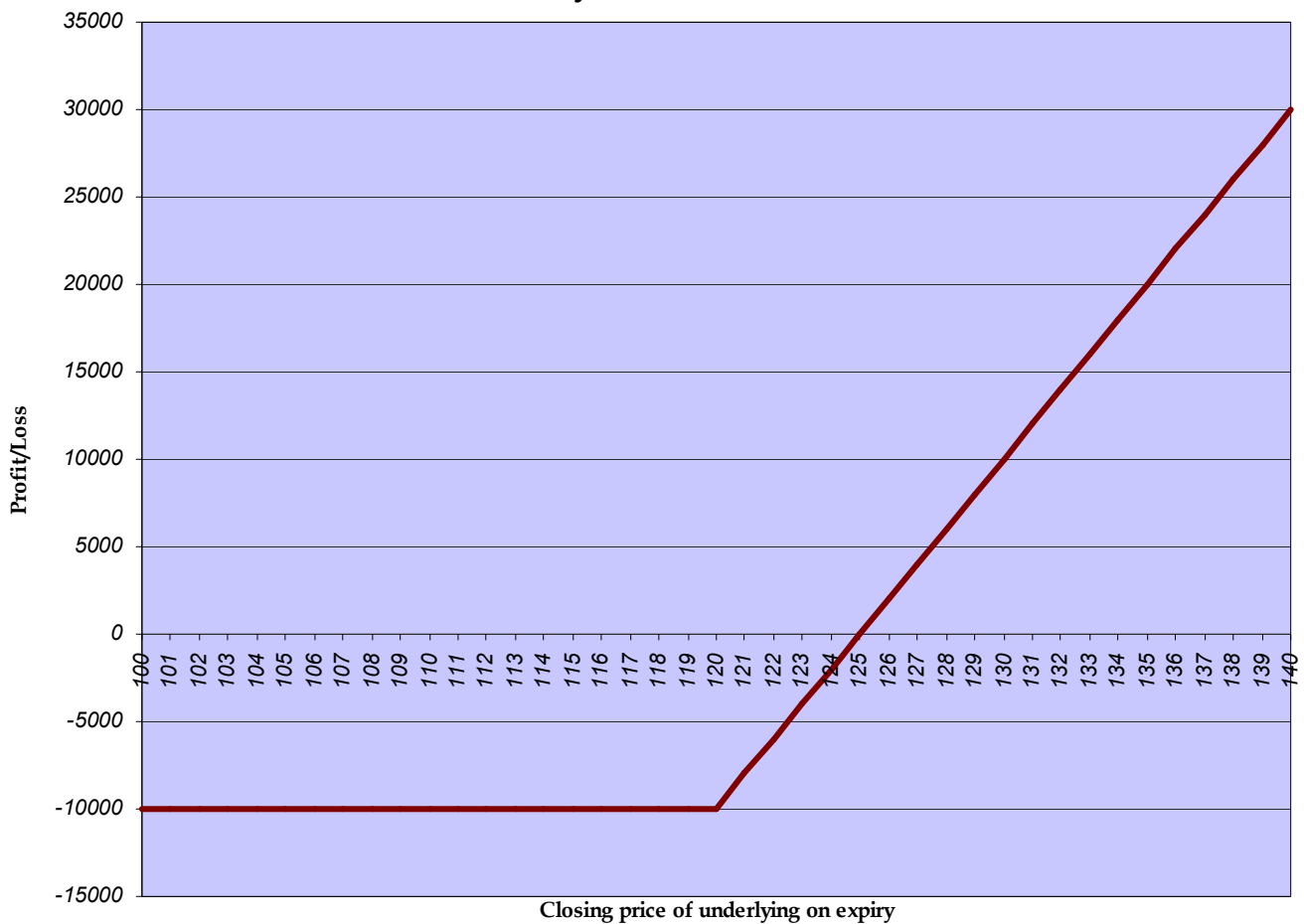
Buy Aug 120 Call option @ Rs 5/-

Profitable when closing price is above Rs 125/- on expiry

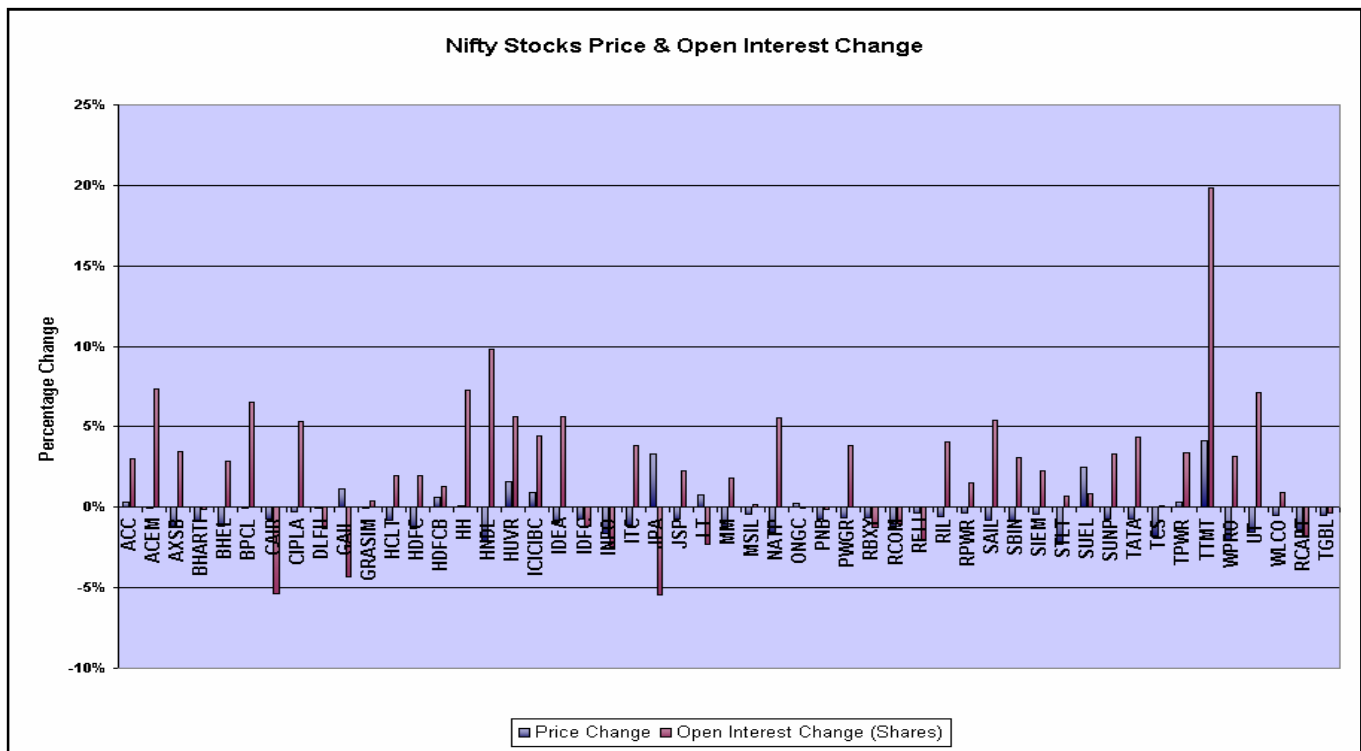
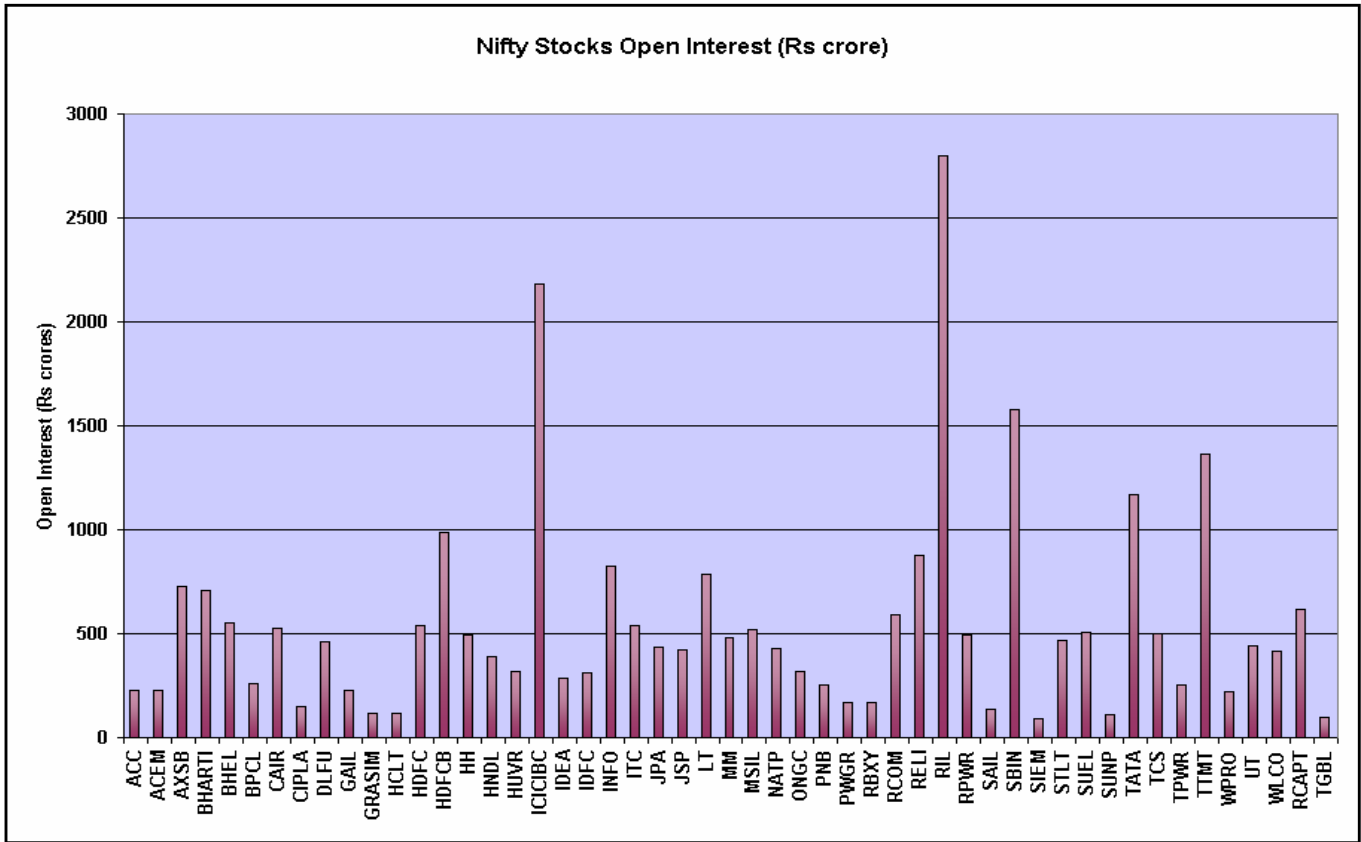
Maximum Potential Profit: Unlimited Maximum Possible Loss: Rs 10,000/-

Time to Expiry: 16 days

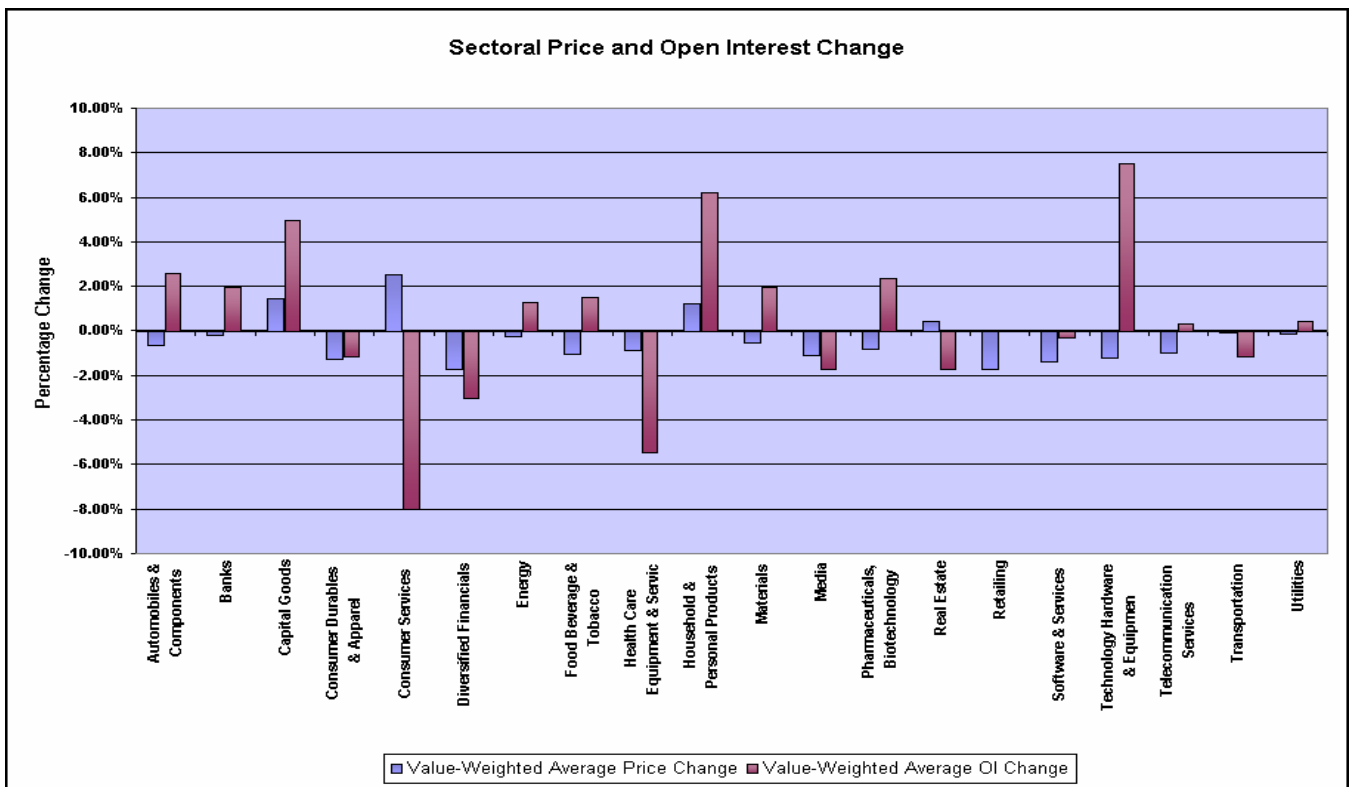
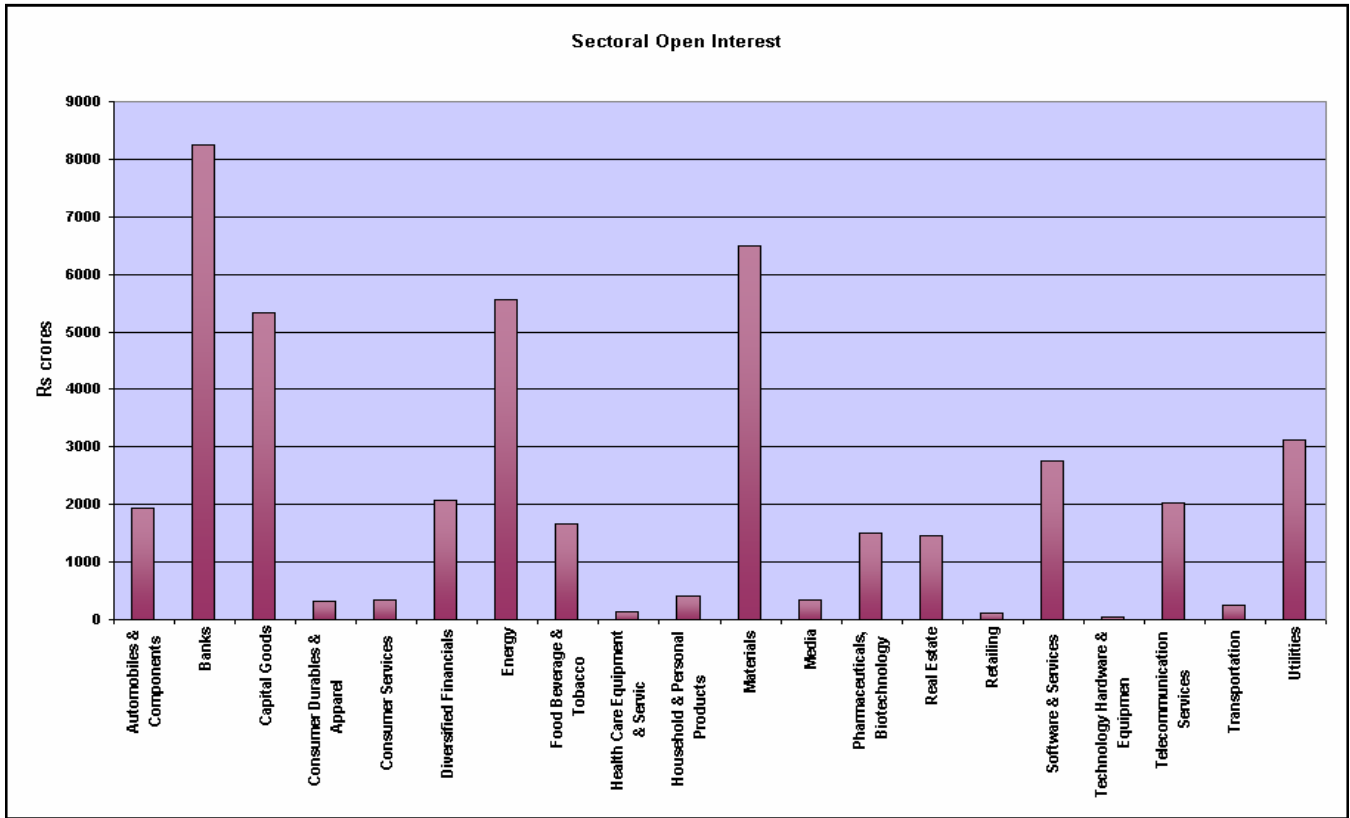
Pay-off Chart



STOCK FUTURES - NIFTY STOCKS



STOCK FUTURES - SECTORAL ANALYSIS



TOP PRICE GAINERS (STOCKS)

Scrip	Lot Size	Spot price	% Change
Indiabulls Real Est	2000	185.90	5.81
Educomp Solutions	500	688.15	5.05
Tata Motors	500	957.30	4.12
JP Associates	2000	122.35	3.34
Mundra Port SEZ	500	816.90	3.21

TOP PRICE LOSERS (STOCKS)

Scrip	Lot Size	Spot Price	% Change
Aban Offshore	250	880.40	(3.51)
IFCI Ltd	4000	57.85	(3.18)
Piramal Healthcare	500	480.90	(3.17)
IVRCL Infra	1000	170.35	(2.85)
Chambal Fertilizers	4000	67.10	(2.75)

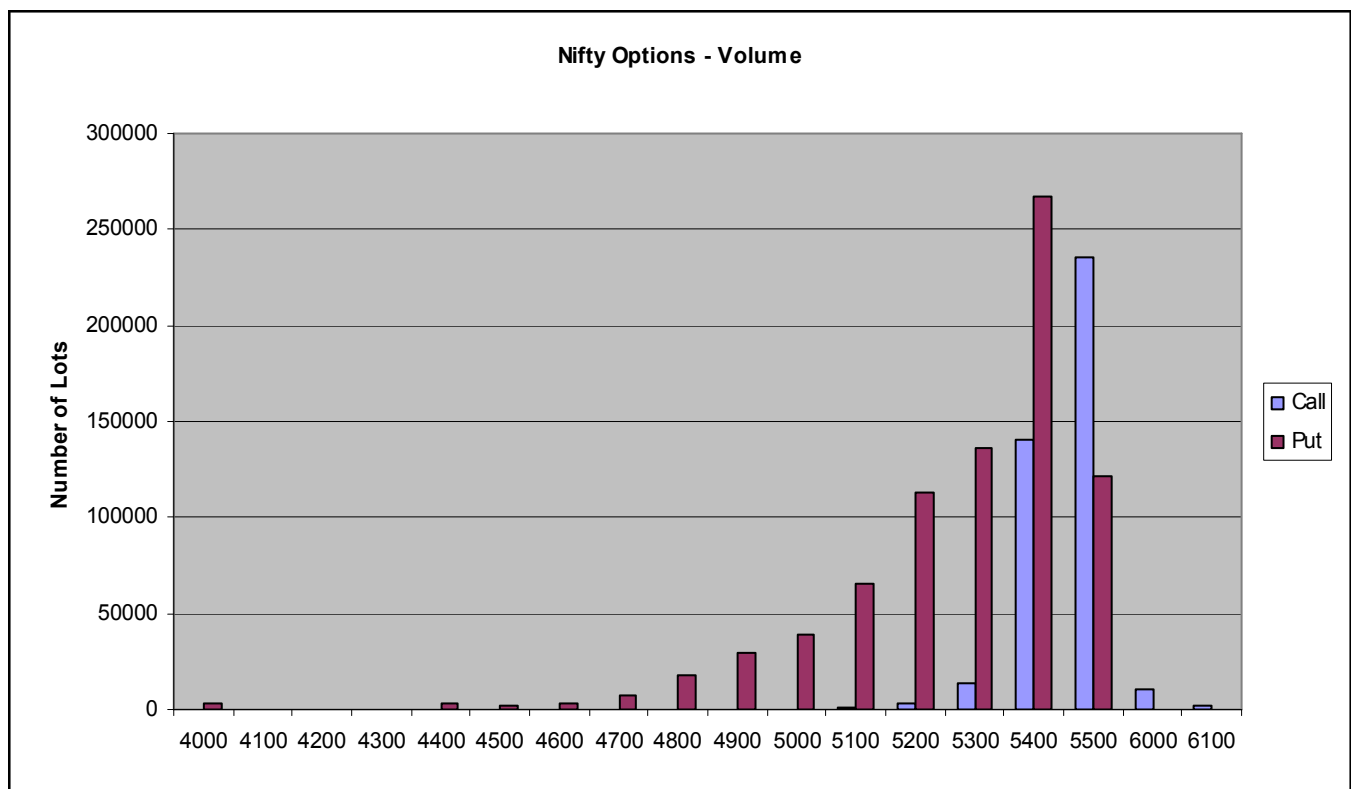
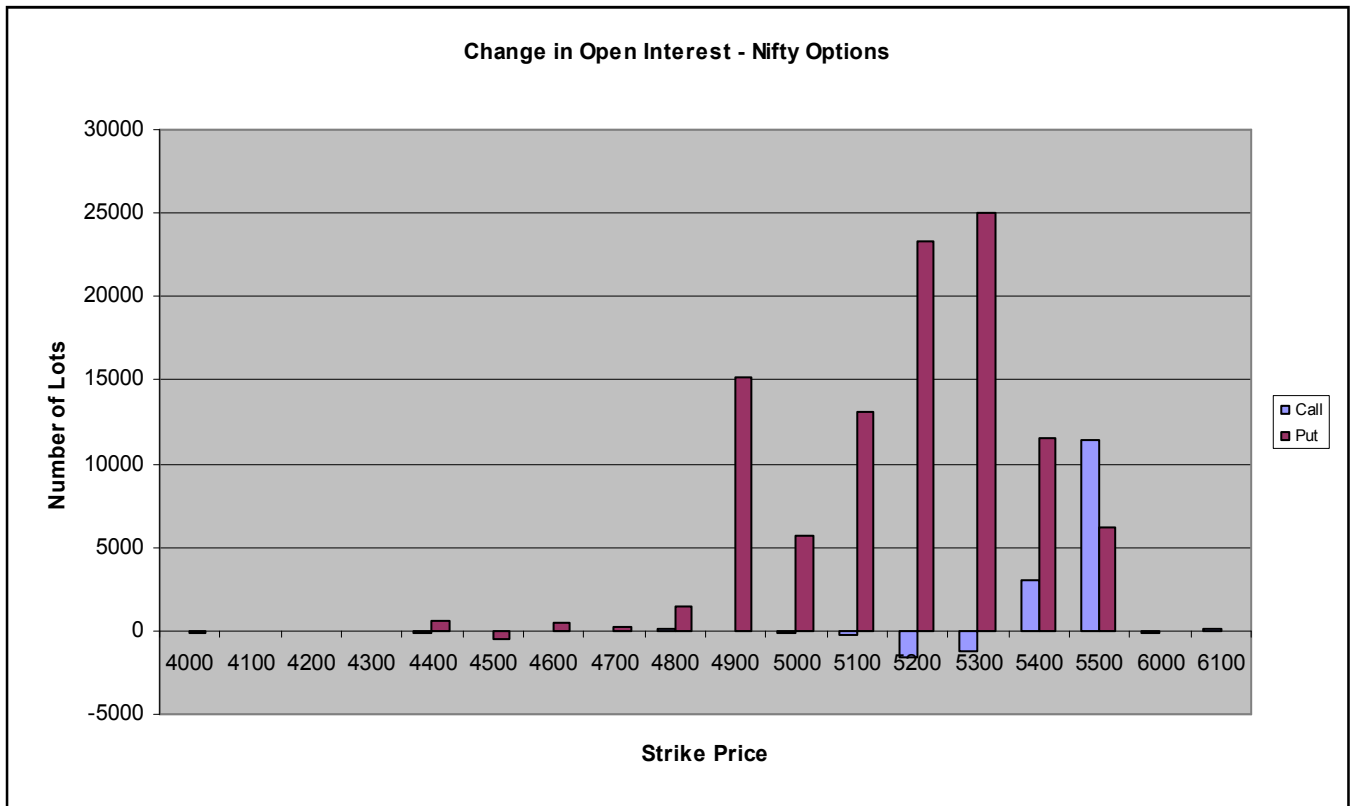
SIGNIFICANT OPEN INTEREST ADDITIONS (STOCKS)

Contract	Price	% Change	Volume Spot	% Change	Open Interest	Absolute Change	% Change
Tata Motors	957.30	4.12	16038550	277.61	14247000	2359000	19.84
Patel Engineering	415.70	(1.19)	251333	(43.13)	816000	108500	15.34
IVRCL Infrastructure	170.35	(2.85)	6253233	490.35	5488000	604000	12.37
Dabur India	202.35	0.25	834118	67.46	3260000	356000	12.26
Lupin Ltd	1860.70	(1.88)	225455	135.98	480250	50750	11.82
Hindalco Industries	163.60	(2.07)	7271355	141.22	23784000	2124000	9.81

SIGNIFICANT OPEN INTEREST REDUCTIONS (STOCKS)

Contract	Price	% Change	Volume Spot	% Change	Open Interest	Absolute Change	% Change
Indiabulls Real Estate	185.90	5.81	12744784	276.52	13356000	(3204000)	(19.35)
Aban Offshore	880.40	(3.51)	4063728	191.62	2889750	(632500)	(17.96)
Educomp Solutions	688.15	5.05	3927960	25.98	2888500	(493000)	(14.58)
Sun TV Network	471.05	(0.07)	196883	107.90	213000	(36000)	(14.46)
India Infoline	100.15	(1.09)	2310747	(26.88)	12434000	(1814000)	(12.73)

OPTIONS ANALYSIS



MOST ACTIVE FUTURE CONTRACTS

Name	Expiry Date	Number of Contracts	Price	Open Interest	Value of Underlying
NIFTY FUTURE	26 AUG 10	305188	5462.55	33893500	5460.70
TATA MOTORS FUTURE	26 AUG 10	91584	968.00	15255500	966.00
TATA STEEL FUTURE	26 AUG 10	32163	537.55	21551000	536.00
UNITECH FUTURE	26 AUG 10	19685	89.55	49796000	89.15
ICICI BANK FUTURE	26 AUG 10	23683	976.45	21645000	989.50
SBIN FUTURE	26 AUG 10	17375	2623.00	6044000	2625.00

MOST ACTIVE NIFTY OPTION CONTRACTS

Contract	Price (Premium)	Volume (No. of Lots)	Open Interest	Delta	Gamma	Theta	Vega
AUG PE 5400	45.70	251845	9340950	(0.3633)	0.0021	1.9062	4.3579
AUG CE 5500	45.50	215934	8546100	0.4061	0.0024	2.0881	4.4978
AUG CE 5400	104.90	133530	5149100	0.6383	0.0021	2.5523	4.3496
AUG PE 5300	24.80	124793	10870950	(0.2083)	0.0014	1.6830	3.3766
AUG CE 5600	12.85	118318	9087000	0.1699	0.0018	1.1763	3.0335
AUG PE 5500	85.00	114345	4094450	(0.5932)	0.0025	1.5637	4.4968

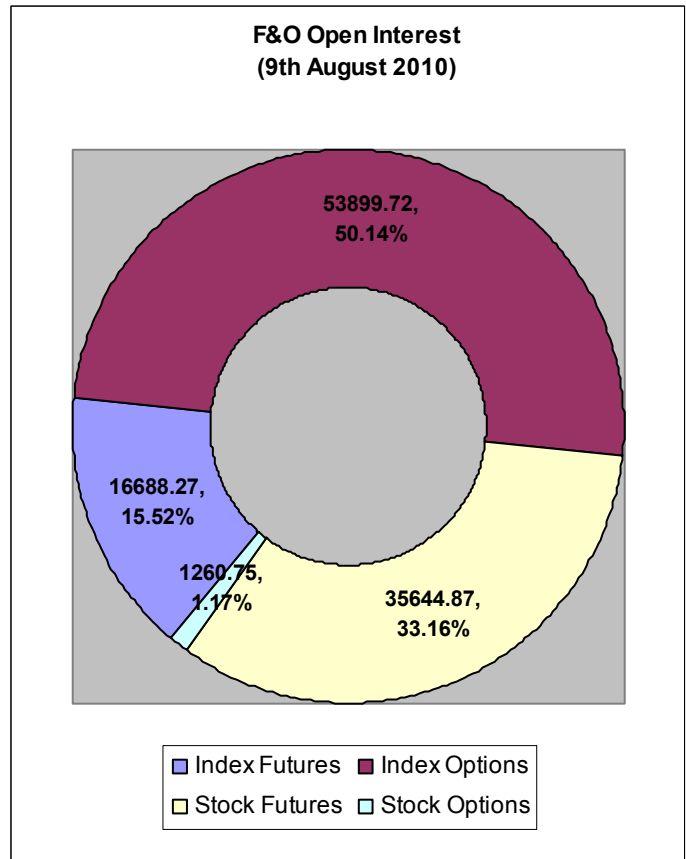
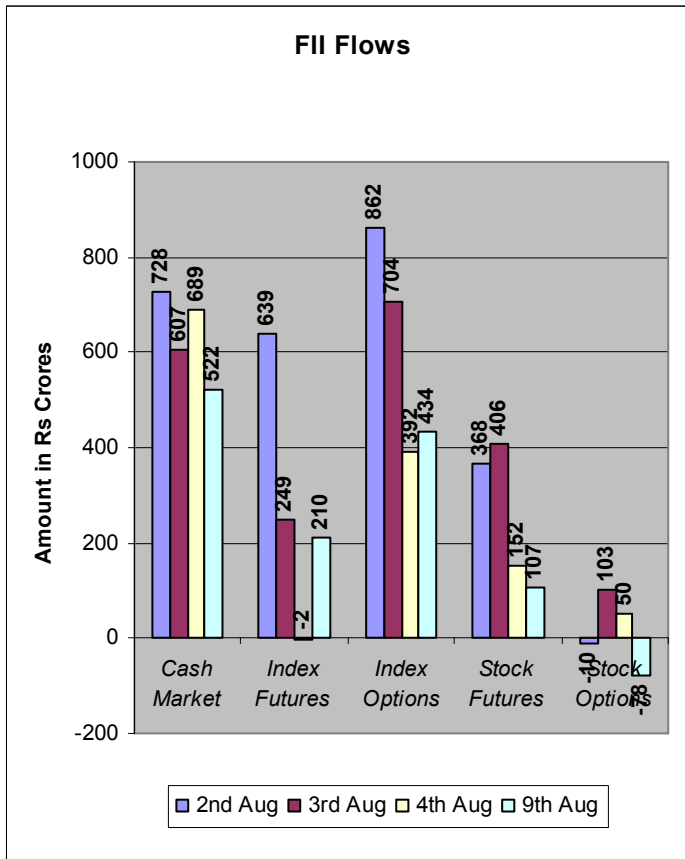
MOST ACTIVE STOCK CALLS (VALUE)

Name & Month	Strike	No. of contracts	Price
Tata Motors Aug	920	9292	60.50
Tata Motors Aug	900	6766	75.75
Tata Motors Aug	960	6388	33.25
Tata Motors Aug	940	6306	45.80
Unitech Aug	90	6862	2.65

MOST ACTIVE STOCK CALLS (VALUE)

Name & Month	Strike	No. of contracts	Price
Tata Motors Aug	900	3439	8.10
Tata Motors Aug	880	2631	6.10
SBIN Aug	2500	3619	16.50
Tata Motors Aug	860	1925	4.30
Tata Motors Aug	920	1714	12.80

FII ACTIVITY



* Source: www.nseindia.com (FII trades done on Exchanges)

FOR PRIVATE CIRCULATION ONLY

Disclaimer

The trading ideas discussed or recommended in this report may not be suitable for all investors. Investors should use this research as one input into formulating an investment opinion. Additional inputs should include, but are not limited to, the review of other. This is not an offer (or solicitation of an offer) to buy/sell the securities/instruments mentioned or an official confirmation. Microsec Capital Limited is not responsible for any error or inaccuracy or for any losses suffered on account of information contained in this report. This report does not purport to be offer for purchase and sale of share/ units. We and our affiliates, officers, directors, and employees, including persons involved in the preparation or issuance of this material may: (a) from time to time, have long or short positions in, and buy or sell the securities thereof, of company (ies) mentioned herein or (b) be engaged in any other transaction involving such securities and earn brokerage or other compensation discussed herein or act as advisor or lender or borrower to such company (ies) or have other potential conflict of interest with respect to any recommendation and related information and opinions. The same persons may have acted upon the information contained here. No part of this material may be duplicated in any form and/or redistributed without Microsec Capital Limited' prior written consent.