



NIFTY ↓ 68 SENSEX ↓ 238 A/D : 1 : 3 Date: 11/09/08

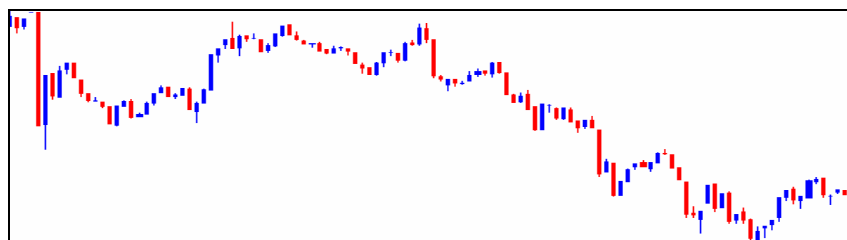
Market Information

Stocks and Sector Data

Stocks*	% Gain	Stocks*	% Loss	Sector	%G / (L)
BK. OF BARODA	5.54	STER.IND.	11.78	METAL	(5.48)
BAJAJ AUTO	4.64	JINDAL STEEL	7.94	OIL&GAS	(2.18)
JINDAL SAW	4.54	GESHIP	5.24	POWER	(1.67)
BIRLA CORP	3.66	TRIVENI	4.80	REALTY	(1.52)
ZEEL	3.06	HDIL	4.72	CD	(1.27)

*The list includes stocks only from F & O segment. ; Source : NSE & BSE

NIFTY INTRADAY CHART

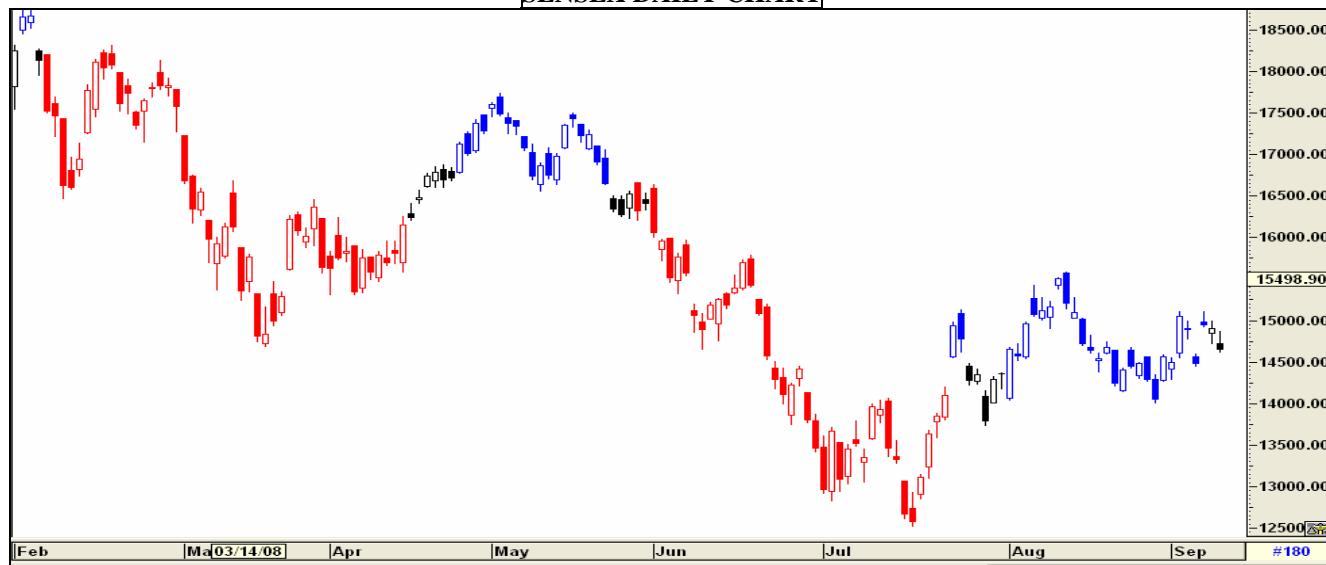


	NIFTY	SENSEX
Open	4468	14718
High	4468	14866
Low	4382	14610
Close	4400	14663
% Chg	(1.53)	(1.60)
Turnover(in Crs)	11990	4282

Source : Falcon

Market View :

SENSEX DAILY CHART



Source: Advanced Get

Outlook for the day

Markets opened on a pessimistic note, recovered some ground in the second half of the session but could not sustain the higher levels and finally closed near to the days low. On the daily charts, we are witnessing a series of narrow range bodies, which suggest uncertainty at current levels. However, on the downside if indices trades below 14600 / 4370 levels then it may test 14520 - 14440 / 4350 - 4330 levels. On the upside, 14720 – 14870 / 4430 – 4470 levels may act as resistance. We may witness more stock specific moves in the coming sessions.



TRADERS ZONE

BK.OF BARODA (309) Dly. Chart View: Positive Bias*



Comments :


The stock has given a trend line breakout around Rs.307 levels on the daily chart with rising volumes. This suggests a further upside. Traders can buy this stock above Rs. 312 levels. Stop-loss*:Rs. 308.00 Tgt: Rs.321.00

Source : Falcon

- *Negative Bias suggests that trades should avoid going long.
- *Positive Bias suggests that traders should avoid going short.
- *Stop-loss level is given on cash basis and should be strictly followed.

Kindly mail your feedback / suggestions at:

E-mail: vaishnavi.jagtap@angeltrade.com (Technical Analyst)
vasudeo.kamalakant@angeltrade.com (Technical Advisor)




PIVOT LEVELS FOR NIFTY 50 STOCKS

SCRIPS	S2	S1	Pivot Level	R1	R2
ABB	863.40	878.80	889.40	904.80	915.40
ACC	577.43	590.47	600.18	613.22	622.93
AMBUJACEM	81.78	82.82	83.53	84.57	85.28
BAJAJHLDNG	436.58	446.17	461.58	471.17	486.58
BHARTIARTL	793.40	802.70	818.80	828.10	844.20
BHEL	1,657.93	1,684.87	1,715.93	1,742.87	1,773.93
BPCL	333.27	341.33	353.17	361.23	373.07
CIPLA	228.00	229.00	230.50	231.50	233.00
GAIL	411.67	420.73	434.07	443.13	456.47
GLAXO	1,158.25	1,173.70	1,184.30	1,199.75	1,210.35
GRASIM	1,928.48	1,986.97	2,018.48	2,076.97	2,108.48
HCLTECH	240.75	245.00	252.50	256.75	264.25
HDFC	2,246.62	2,283.23	2,341.62	2,378.23	2,436.62
HDFCBANK	1,232.03	1,253.87	1,271.83	1,293.67	1,311.63
HEROHONDA	802.73	820.27	832.63	850.17	862.53
HINDALCO	120.35	122.55	125.20	127.40	130.05
HINDPETRO	232.57	237.33	243.67	248.43	254.77
HINDUNILVR	244.92	247.78	250.87	253.73	256.82
ICICIBANK	679.47	690.23	697.12	707.88	714.77
INFOSYSTCH	1,700.02	1,729.88	1,751.07	1,780.93	1,802.12
ITC	191.48	193.27	194.63	196.42	197.78
LT	2,661.68	2,688.87	2,722.38	2,749.57	2,783.08
M&M	568.87	572.93	577.47	581.53	586.07
MARUTI	677.70	686.70	697.30	706.30	716.90
MTNL	97.02	97.83	98.92	99.73	100.82
NATIONALUM	372.13	382.97	389.08	399.92	406.03
NTPC	175.00	176.55	178.90	180.45	182.80
ONGC	1,025.75	1,051.85	1,079.25	1,105.35	1,132.75
PNB	474.57	486.93	497.87	510.23	521.17
RANBAXY	439.83	449.62	458.03	467.82	476.23
RCOM	392.02	397.73	402.87	408.58	413.72
RELIANCE	2,033.75	2,058.20	2,096.45	2,120.90	2,159.15
RELINFRA	980.25	1,007.60	1,045.30	1,072.65	1,110.35
RPL	156.37	157.53	158.72	159.88	161.07
RPOWER	164.80	167.45	169.40	172.05	174.00
SAIL	131.53	135.37	142.08	145.92	152.63
SATYAMCOMP	414.80	419.05	425.75	430.00	436.70
SBIN	1,513.08	1,539.87	1,561.78	1,588.57	1,610.48
SIEMENS	514.22	528.23	539.02	553.03	563.82
STER	466.12	486.83	525.92	546.63	585.72
SUNPHARMA	1,493.10	1,511.10	1,534.00	1,552.00	1,574.90
SUZLON	232.63	238.27	242.03	247.67	251.43
TATACOMM	431.70	439.10	444.40	451.80	457.10
TATAMOTORS	411.80	415.70	418.60	422.50	425.40
TATAPOWER	1,022.83	1,054.57	1,070.28	1,102.02	1,117.73
TATASTEEL	507.88	521.52	543.63	557.27	579.38
TCS	834.30	842.60	856.40	864.70	878.50
UNITECH	150.82	155.03	159.77	163.98	168.72
WIPRO	420.77	426.33	434.57	440.13	448.37
ZEEL	216.12	225.13	232.07	241.08	248.02
NIFTY	4,332	4,366	4,417	4,451	4,502
SENSEX	14,456	14,560	14,713	14,816	14,969