



CUBIEBOARD
<http://cubieboard.org>

Cubiescreen Android User's-Manual For Cubieboard

Website: <http://cubieboard.org/>
Support: support@cubietech.com



Version	Author	Modification	Check
V-0.1-20150121	Payne	Init version	



Table of Contents

1. Abstract.....	4
2. Hardware requirements.....	4
3. Software requirements.....	4
4. Cubie-Screen LCD Display.....	5
4.1. Install system.....	5
5. Hardware connect.....	5
5.1. Power on.....	6
5.1.1. Cubieboard1 Android interface.....	6
5.1.2. Cubieboard2 Android interface.....	6
5.1.3. Touch.....	7
5.1.4. External equipment.....	7
5.2. Application.....	8
5.2.1. Disping video of high-quality.....	8
5.2.2. Net play.....	9
5.2.3. More apps.....	9

1. Abstract

The document which described the perfect usage of Cubieboard and CubieScreen , using the Allwinner of A10/A20 processor, relative to the earlier launch of the raspberry pie, Cubieboard is better with higher frequency, performance. Cubie-Screen is a small, portable touch screen belt, as the basic input device with touch screen. Allow users to directly do manual operation, it also support keyboard and mouse, online through the rtl8188eus with connected wifi.

2. Hardware requirements

- Cubieboard1 or Cubieboard2
- Cubieboard Cubie-Screen

3. Software requirements

Android System

Firmware compression package :

Cubieboard1 : <http://dl.cubieboard.org/addon/Cubiescreen/image/cb1-android/>

Cubieboard2 : <http://dl.cubieboard.org/addon/Cubiescreen/image/cb2-android/>



4. Cubie-Screen LCD Display

4.1. Install system

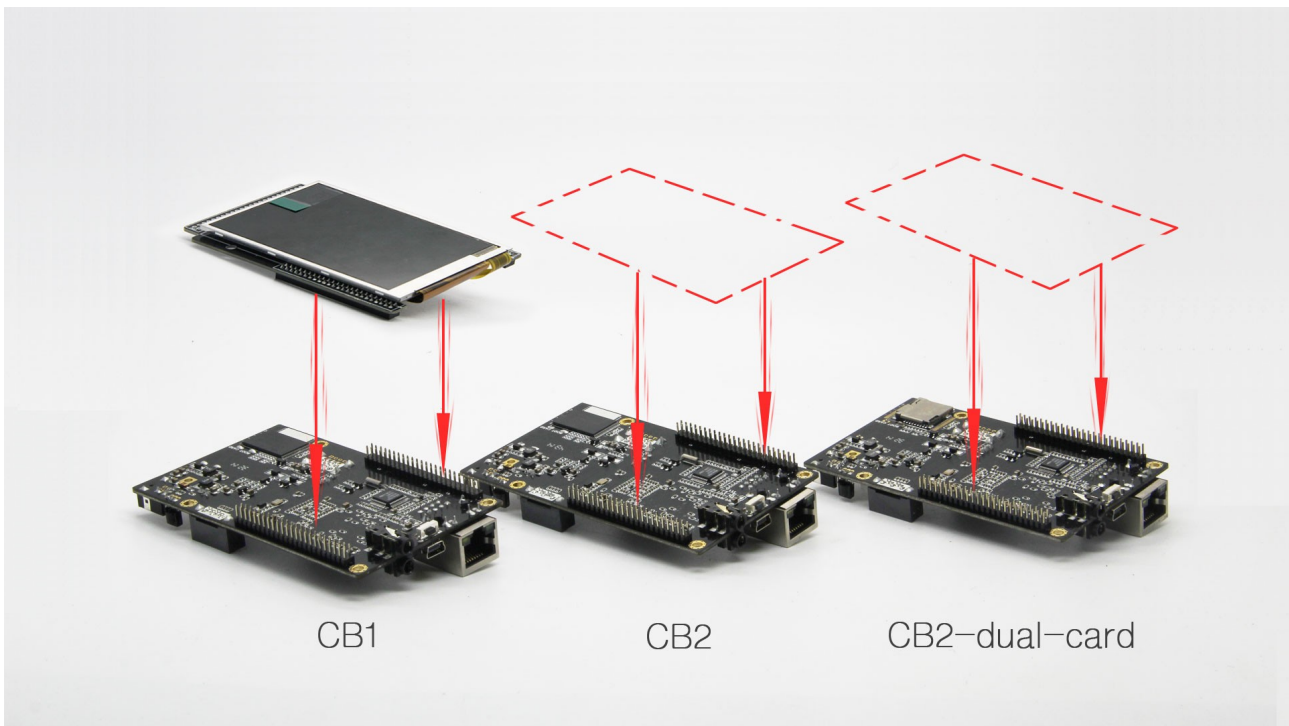
This is nand image ,support livesuit&PhoenixSuit flash to nand ...

<http://dl.cubieboard.org/model/cubieboard1/Doc/android/Android-Nand-Installation-Guide.pdf>

<http://dl.cubieboard.org/model/cubieboard2/Doc/android/Android-Nand-Installation-Guide.pdf>

5. Hardware connect

As follow:




5.1. Power on

5.1.1. Cubieboard1 Android interface




5.1.2. Cubieboard2 Android interface



5.1.3. Touch



5.1.4. External equipment






5.2. Application


5.2.1. Disping video of high-quality

Support 1080p HD movies



5.2.2. Net play

Connected with the wireless USB rtl8188eus WiFi module or cable, click browser to connect internet in the main interface.



5.2.3. More apps

