





-  MONASTERY ON-SITE PARKING
-  MONASTERY OFF-SITE PARKING
-  HOSPITAL STRUCTURED PARKING
-  HOSPITAL SURFACE PARKING

HOSPITAL SURFACE PARKING	64
HOSPITAL STRUCTURED PARKING - GARAGE A	253
HOSPITAL STRUCTURED PARKING - GARAGE B	421
TOTAL HOSPITAL PARKING	738

MONASTERY SURFACE PARKING	314
MONASTERY SURFACE PARKING OFF-SITE	116
TOTAL MONASTERY PARKING	430

TOTAL PARKING	1,168 SPACES
----------------------	---------------------

ST. ELIZABETHS MEDICAL CENTER
PARKING EXHIBIT
IN
BOSTON, MA
(SUFFOLK COUNTY)

SCALE: NTS DATE: 2/24/2014



Precision Land Surveying, Inc.
32 Turnpike Road
Southborough, Massachusetts 01772
TELE NO.: (508) 460-1789 FAX NO.: (508) 970-0098
399304PARKING EXHIBIT.DWG



Stantec

Stantec Planning and
Landscape Architecture P.C.
141 Portland St.
Boston MA U.S.A.
02114
Tel: 617.523.8103 Fax:
17.523.4333
www.stantec.com

St Elizabeth Parking Supply & Demand

<u>Pre Monastery Development</u>	<u>Supply</u>	<u>Demand</u>	<u>Excess Capacity</u>
Garage A,B, Surface	739	472	267
Monastery / Annex	430	420	11
Elks (added 6 Months ago)	110	28	82
Total	1279	920	360

<u>Post Monastery Development</u>	<u>Supply</u>	<u>Demand</u>	<u>Excess Capacity</u>
Garage A,B, Surface	739	472	267
Annex	116	420	-303
Elks (added 6 Months ago)	110	28	82
Total	965	920	46