



## **AUG 2022 END OF MONTH FINANCIAL REPORTS**

Page 2 – EOM Membership and Revenue Charts and Graphs

Page 4 – EOM Financial Summary Reports

Page 5 - Statement of Operations Budget vs. Actual

Page 6 - 2022 v. 2020 Comparisons Statement of Operations

Page 7 - P&L Detail (w-Functional Allocation of Expenses) by Month

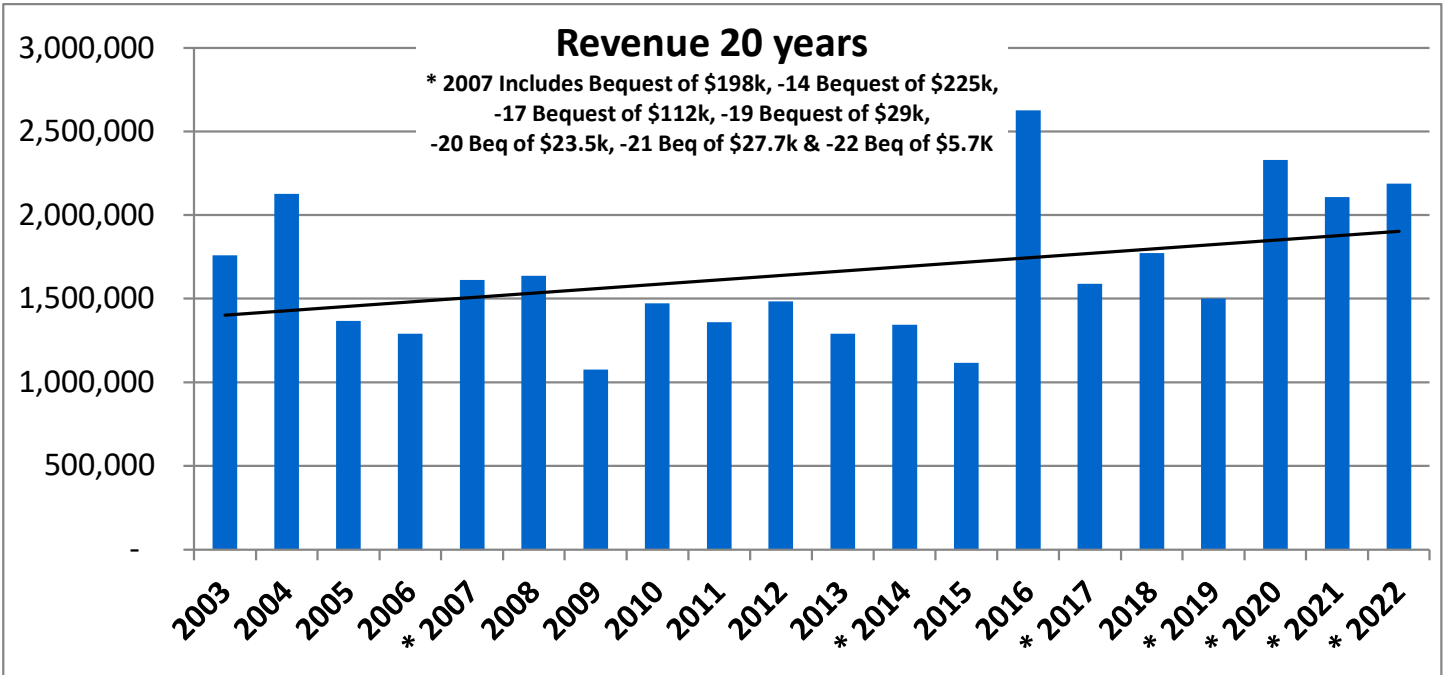
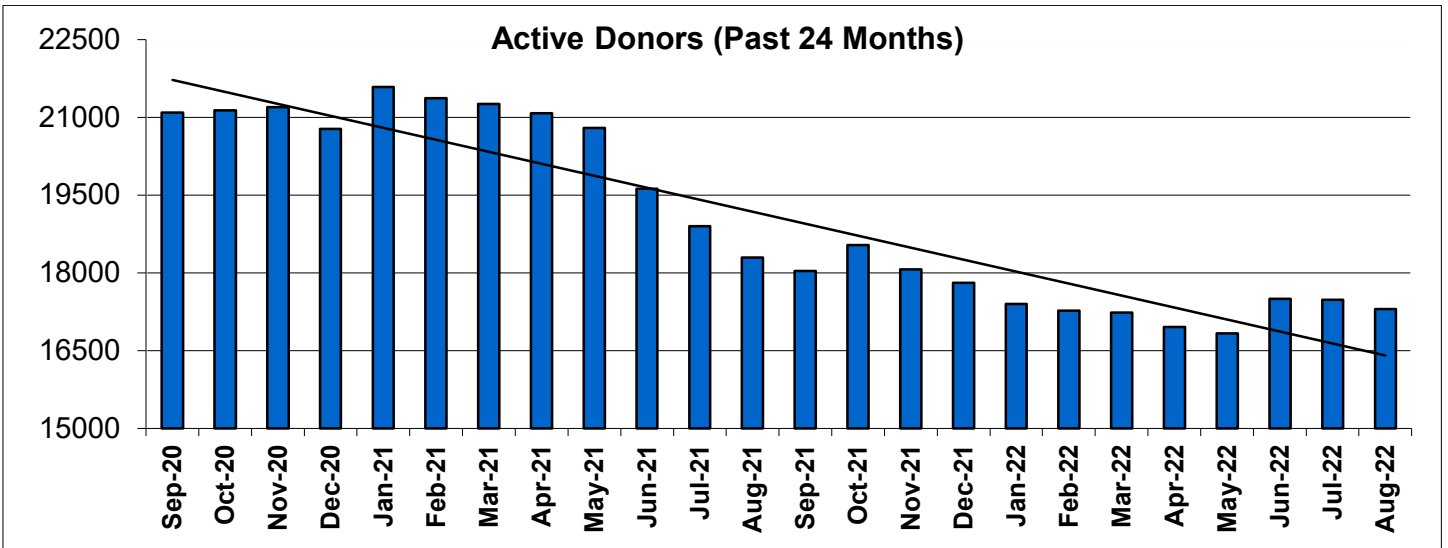
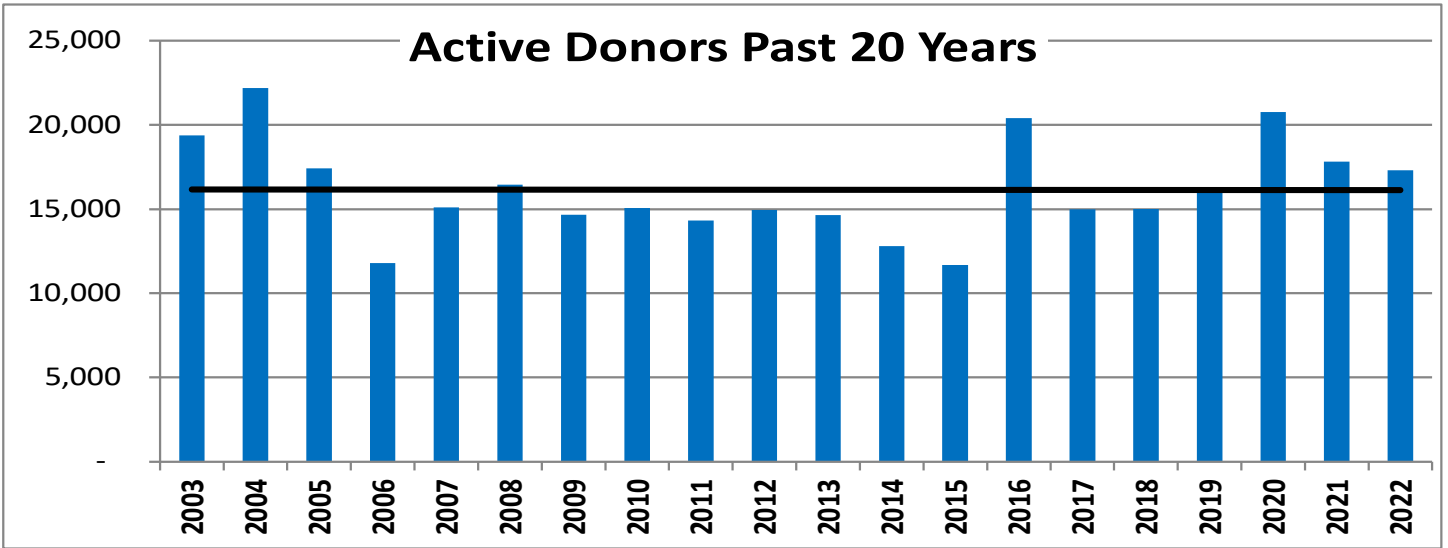
Page 10 – Balance Sheet Curr v. Prior Month Comparison

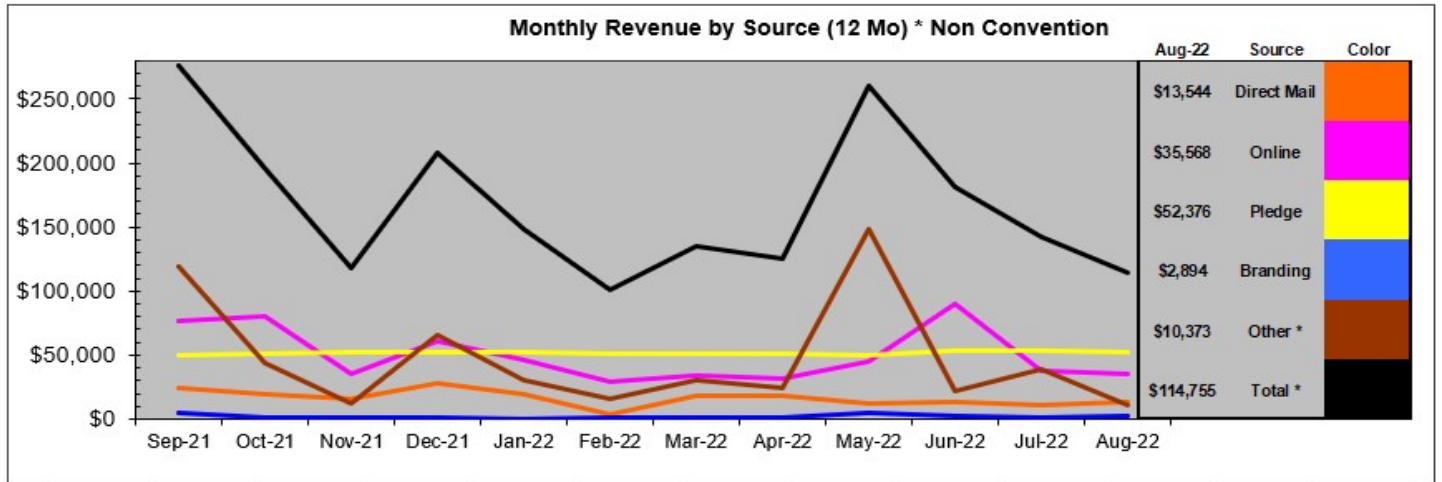
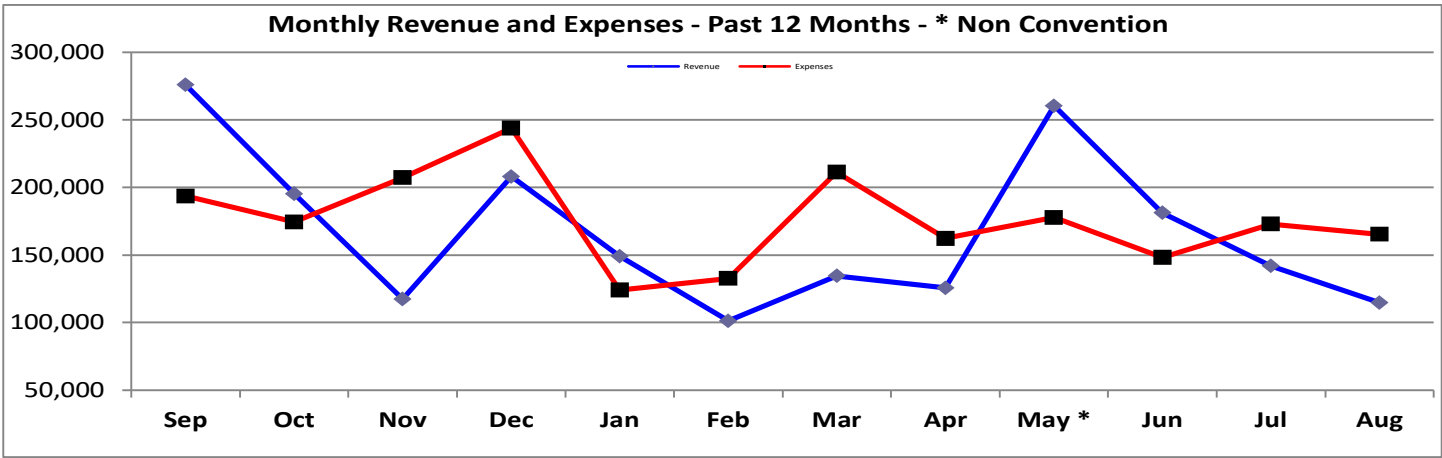
Page 12 - Cash Flow Report

Page 13 – Related Party Contributions and Disbursements

Page 13 – Chair’s Discretionary Disbursements

## End of Month Reports – Charts





### Reserve Adequacy Trend (24 Months)

**2022 Resv Target = \$80,708 \* - Curr Month Resv = \$165,706**

\* Budget Amendeed 02/22

Reserve Requirement = Sum of Monthly Occupancy, Labor & Governance Expenses

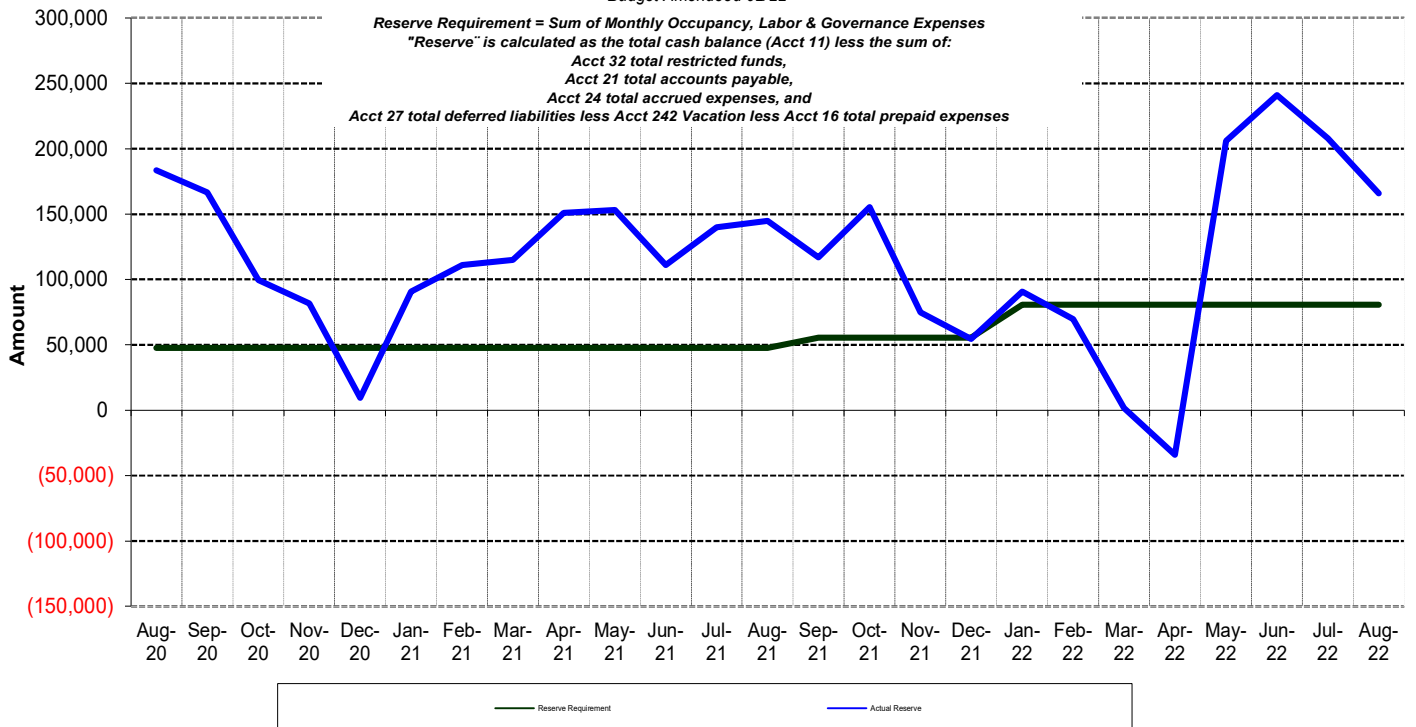
"Reserve" is calculated as the total cash balance (Acct 11) less the sum of:

Acct 32 total restricted funds,

Acct 21 total accounts payable,

Acct 24 total accrued expenses, and

Acct 27 total deferred liabilities less Acct 242 Vacation less Acct 16 total prepaid expenses



## End of Month Reports – Financial Summary

### Revenue - by Function as % of Total 2018 thru 2022 (Not Including Convention Packages)

	2018	2019	2020	2021	2022
Membership Revenue	583,082	622,486	879,035	700,830	417,411
% Total Non Conv Revenue	39%	41%	42%	33%	35%
General Fundraising	762,568	648,038	843,565	1,050,462	689,771
% Total Non Conv Revenue	51%	43%	40%	50%	57%
Project/Program/Other	145,456	230,807	363,056	357,632	101,353
% Total Non Conv Revenue	10%	15%	17%	17%	8%
<b>Total Non Convention Package Revenue</b>	<b>1,491,106</b>	<b>1,501,331</b>	<b>2,085,656</b>	<b>2,108,924</b>	<b>1,208,535</b>

### P&L Acct Summary Last Month Plus YTD January through August 2022

	Jan 22	Feb 22	Mar 22	Apr 22	May 22	Jun 22	Jul 22	Aug 22	TOTAL
<b>Revenue</b>									
4000 · General Fundraising	140,697	91,234	126,097	111,284	109,237	176,220	110,222	102,948	967,939
4100 · Project Revenue	1,643	66	2,941	4,054	1,183	1,165	10,473	366	21,891
4200 · Events and Conventions	0	0	0	0	513,595	0	4,843	1,350	519,788
4300 · Program Revenue	6,638	9,941	5,828	10,204	11,176	3,949	16,356	10,391	74,483
4600 · Refunds of Contributions	0	(25)	(319)	0	0	(125)	0	(300)	(769)
<b>Total Revenue</b>	<b>148,978</b>	<b>101,216</b>	<b>134,547</b>	<b>125,542</b>	<b>635,191</b>	<b>181,209</b>	<b>141,894</b>	<b>114,755</b>	<b>1,583,332</b>
<b>Expense</b>									
7000 · General Fundraising Expense	28,300	24,388	59,433	22,071	31,477	27,834	30,912	30,716	255,131
7200 · Events and Conventions Exp	1,345	2,762	4,446	10,759	252,126	224	7,427	281	279,370
7300 · Program-Related Expenses	52,764	65,088	94,160	84,053	84,424	56,446	84,395	80,841	602,171
8000 · Salary & Related Expense	20,434	19,305	21,729	16,059	15,716	18,984	20,484	24,879	157,590
8100 · Admin & Overhead Expense	8,750	10,187	18,939	17,754	22,684	9,700	18,188	15,873	122,075
8200 · Professional Services	7,658	7,846	9,527	8,438	8,246	31,884	8,396	9,720	91,715
8300 · Depreciation Expense	3,084	3,084	3,084	3,084	3,084	3,084	3,084	3,084	24,672
<b>Total Expense</b>	<b>122,335</b>	<b>132,660</b>	<b>211,318</b>	<b>162,218</b>	<b>417,757</b>	<b>148,156</b>	<b>172,886</b>	<b>165,394</b>	<b>1,532,724</b>
<b>Net Revenue (Loss)</b>	<b>26,643</b>	<b>(31,444)</b>	<b>(76,771)</b>	<b>(36,676)</b>	<b>217,434</b>	<b>33,053</b>	<b>(30,992)</b>	<b>(50,639)</b>	<b>50,608</b>

## Balance Sheet Summary - Current vs Prior Month

	Aug 31, 22	Jul 31, 22	\$ Change	% Change
<b>ASSETS</b>				
<b>Current Assets</b>				
Checking/Savings	227,892.03	298,409.86	(70,517.83)	(23.63%)
Other Current Assets	18,121.75	22,519.80	(4,398.05)	(19.53%)
<b>Total Current Assets</b>	<b>246,013.78</b>	<b>320,929.66</b>	<b>(74,915.88)</b>	<b>(23.34%)</b>
<b>Fixed Assets</b>	792,560.45	795,644.01	(3,083.56)	(0.39%)
<b>TOTAL ASSETS</b>	<b>1,038,574.23</b>	<b>1,116,573.67</b>	<b>(77,999.44)</b>	<b>(6.99%)</b>
<b>LIABILITIES &amp; EQUITY</b>				
<b>Liabilities</b>				
<b>Current Liabilities</b>				
Accounts Payable	29,113.21	38,245.30	(9,132.09)	(23.88%)
Other Current Liabilities	29,703.92	47,931.43	(18,227.51)	(38.03%)
<b>Total Current Liabilities</b>	<b>58,817.13</b>	<b>86,176.73</b>	<b>(27,359.60)</b>	<b>(31.75%)</b>
<b>Total Liabilities</b>	58,817.13	86,176.73	(27,359.60)	(31.75%)
<b>Equity</b>	979,757.10	1,030,396.94	(50,639.84)	(4.92%)
<b>TOTAL LIABILITIES &amp; EQUITY</b>	<b>1,038,574.23</b>	<b>1,116,573.67</b>	<b>(77,999.44)</b>	<b>(6.99%)</b>

**Standard Statement of Operations - 2022**  
**Budget vs. Actual**

	Un- restricted Aug-22	Temp. Restricted	Total Aug- 22	Jan-Dec 2022	Budget Year to Date	Actual vs. Budget YTD	Annual Budget 2022 *	2022 Budget Remaining
<b>Support and Revenue</b>								
20-Membership Dues	45,750		45,750	417,411	448,067	(30,655)	672,100	254,689
21-Donations	4,612		4,612	193,685	220,267	(26,581)	330,400	136,715
22-Recurring Gifts	52,376		52,376	415,251	440,000	(24,749)	660,000	244,749
23-Board/ED Solicitation MajorGifts	0		0	3,750	63,333	(59,583)	95,000	91,250
24-Convention Revenue	0		0	374,795	340,000	34,795	340,000	(34,795)
25-Project Program Revenue	7,294	366	7,661	70,731	176,067	(105,336)	264,100	193,369
26-Brand Dev / Political Materials	2,894		2,894	14,356	20,000	(5,644)	30,000	15,644
27-Ballot Access & Related Donations	1,259		1,259	82,065	44,600	37,465	66,900	(15,165)
28-Membership Communication	203		203	11,286	8,133	3,153	12,200	914
29-Other Revenue	0		0	0	0	0	0	0
<b>Total Support and Revenue</b>	<b>114,389</b>	<b>366</b>	<b>114,755</b>	<b>1,583,331</b>	<b>1,760,467</b>	<b>(177,136)</b>	<b>2,470,700</b>	<b>887,370</b>
<b>Cost of Support and Revenue</b>								
32-Fundraising Costs	17,582		17,582	160,977	161,625	(648)	242,438	81,461
33-Membership Fundraising Costs	6,455		6,455	46,560	61,067	(14,506)	91,600	45,040
35-Convention	0		0	240,044	316,800	(76,756)	316,800	76,756
36-Ballot Access Fundraising Exp	0		0	2,818	4,667	(1,848)	7,000	4,182
37-Building Fundraising Exp	0		0	230	0	230	0	(230)
<b>Total Cost of Support and Revenue</b>	<b>24,037</b>	<b>0</b>	<b>24,037</b>	<b>450,630</b>	<b>544,159</b>	<b>(93,528)</b>	<b>657,838</b>	<b>207,208</b>
<b>Net Support Available for Programs</b>	<b>90,352</b>	<b>366</b>	<b>90,718</b>	<b>1,132,700</b>	<b>1,216,308</b>	<b>(83,608)</b>	<b>1,812,862</b>	<b>680,162</b>
<b>Program Expense</b>								
40-Administrative Costs	20,713	7,612	28,325	231,157	231,803	(646)	347,705	116,547
45-Compensation	51,314		51,314	402,187	531,467	(129,279)	797,200	395,013
50-Affiliate Support	4,799		4,799	45,294	48,187	(2,893)	72,280	26,986
55-Brand Dev / Political Materials	0		0	8,521	20,000	(11,479)	30,000	21,479
58-Campus Outreach	0		0	0	500	(500)	750	750
60-Candidate, Campaign & Initiatives	40,878		40,878	212,467	236,067	(23,599)	354,100	141,633
70-Ballot Access VR & Related Exp	15,000		15,000	143,443	133,000	10,443	199,500	56,057
75-Litigation	0	0	0	6,500	5,000	1,500	7,500	1,000
80-Media	1,040		1,040	8,897	8,333	564	12,500	3,603
85-Member Communication	0		0	16,236	21,000	(4,764)	31,500	15,264
88-Outreach	0		0	5,500	3,333	2,167	5,000	(500)
90-Project Program Other	0	0	0	1,889	2,133	(245)	3,200	1,311
<b>Total Program Expense</b>	<b>133,745</b>	<b>7,612</b>	<b>141,358</b>	<b>1,082,092</b>	<b>1,240,823</b>	<b>(158,731)</b>	<b>1,861,235</b>	<b>779,142</b>
<b>Total Net Operating Surplus (or Deficit)</b>	<b>(43,394)</b>	<b>(7,246)</b>	<b>(50,640)</b>	<b>50,608</b>	<b>(24,515)</b>	<b>75,123</b>	<b>(48,373)</b>	<b>(98,981)</b>
<b>Unrestricted Net Operating Surplus (or Deficit)</b>			<b>(43,394)</b>	<b>93,302</b>			<b>1,512</b>	

\* As amended 02/22

## Statement of Operations - 2022 v. 2020 Comparison

	<u>Total Aug-22</u>	<u>Total Aug-20</u>	<u>Diff 22 v 20</u>	<u>2022 YTD</u>	<u>2020 YTD</u>	<u>Diff 22 v 20</u>
<b>Support and Revenue</b>						
20-Membership Dues	45,750	77,550	-31,800	417,411	629,059	-211,648
21-Donations	4,612	39,010	-34,398	193,685	137,526	56,159
22-Recurring Gifts	52,376	37,277	15,099	415,251	261,922	153,329
23-BoardSolicitation MajorGifts	0	27,000	-27,000	3,750	102,625	-98,875
24-Convention Revenue	0	0	0	374,795	243,492	131,303
25-Project Program Revenue	7,661	8,870	-1,209	70,731	39,529	31,202
26-Brand Dev / Pol Materials Rev	2,894	18,275	-15,381	14,356	125,012	-110,656
27-BallotAccess Donations	1,259	7,597	-6,338	82,065	94,722	-12,657
28-Publications Materials Other	203	0	203	11,286	3,596	7,690
29-Other Revenue	0	0	0	0	165	-165
<b>Total Support and Revenue</b>	<u>114,755</u>	<u>215,578</u>	<u>-100,824</u>	<u>1,583,331</u>	<u>1,637,648</u>	<u>-54,318</u>
<b>Cost of Support and Revenue</b>						
32-Fundraising Costs	17,582	39,318	-21,736	160,977	232,113	-71,136
33-Membership Fundraising Costs	6,455	15,517	-9,062	46,560	87,275	-40,715
35-Convention	0	0	0	240,044	220,238	19,806
36-Ballot Access Fundraising Exp	0	0	0	2,818	4,739	-1,921
37-Building Fundraising Exp	0	0	0	230	0	230
<b>Total Cost of Support and Revenue</b>	<u>24,037</u>	<u>54,835</u>	<u>-30,798</u>	<u>450,630</u>	<u>544,365</u>	<u>-93,735</u>
<b>Net Support Available for Programs</b>	90,718	160,744	-70,026	1,132,700	1,093,283	39,417
<b>Program Expense</b>						
40-Administrative Costs	28,325	22,518	5,807	231,157	220,369	10,788
45-Compensation	51,314	35,703	15,611	402,187	302,619	99,568
50-Affiliate Support	4,799	6,681	-1,882	45,294	37,087	8,207
55-Brand Dev / Pol Materials	0	26,542	-26,542	8,521	126,485	-117,964
58-Campus Outreach	0	0	0	0	0	0
60-Candidate, Campaign & Initiatives	40,878	33,912	6,966	212,467	135,864	76,603
70-BallotAccess Petitioning Related Exp	15,000	22,879	-7,879	143,443	81,883	61,560
75-Litigation	0	0	0	6,500	3,649	2,851
80-Media	1,040	0	1,040	8,897	594	8,303
85-Member Communication	0	0	0	16,236	21,516	-5,280
88-Outreach	0	0	0	5,500	3,500	2,000
90-Project Program Other	0	0	0	1,889	1,102	787
<b>Total Program Expense</b>	<u>141,358</u>	<u>148,235</u>	<u>-6,877</u>	<u>1,082,092</u>	<u>934,668</u>	<u>147,424</u>
<b>Net Operating Surplus (or Deficit)</b>	<u>-50,640</u>	<u>12,509</u>	<u>-63,149</u>	<u>50,608</u>	<u>158,615</u>	<u>-108,007</u>

**P&L Acct Detail w-Funct Alloc of Exps Last Month Plus YTD**  
**January through August 2022**

	<u>Aug 22</u>	<u>TOTAL</u>
<b>Revenue</b>		
<b>4000 · General Fundraising</b>		
<b>4010 · Direct Mail Fundraising</b>		
4010-10 · DM - House Fundraising General	859.00	12,981.47
4010-11 · DM - House Fundraising Renewal	0.00	235.00
4010-12 · DM - House Fundraising NewDonor	0.00	75.00
4010-20 · DM - Donor Renewal	12,645.00	94,278.99
4010-30 · DM - New Donor Prospecting	40.00	1,286.00
<b>Total 4010 · Direct Mail Fundraising</b>	<u>13,544.00</u>	<u>108,856.46</u>
<b>4020 · Direct Solicitation Major Donor</b>		
4020-10 · Board Soliicitation	0.00	2,700.00
4020-30 · ED Solicitation	0.00	1,050.00
<b>Total 4020 · Direct Solicitation Major Donor</b>	<u>0.00</u>	<u>3,750.00</u>
<b>4030 · Online Contributions - Web</b>		
4030-10 · Online Cont - General	2,703.45	30,606.63
4030-20 · Online Cont - Donor Renewal	21,983.15	218,631.47
4030-30 · Online Cont - New Donor Prosp	10,880.90	100,482.40
<b>Total 4030 · Online Contributions - Web</b>	<u>35,567.50</u>	<u>349,720.50</u>
<b>4040 · Tele Fundraising - Phone Bank</b>		
4040-10 · Tele Fund - General	0.00	125.00
4040-20 · Tele Fund - Donor Renewal	200.75	2,422.55
<b>Total 4040 · Tele Fundraising - Phone Bank</b>	<u>200.75</u>	<u>2,547.55</u>
4080 · Recurring Contrib - Pledge	52,376.25	415,250.65
4085 · Bequests	0.00	5,749.12
4090 · Ballot Access / Voter Reg	1,259.15	82,064.58
<b>Total 4000 · General Fundraising</b>	<u>102,947.65</u>	<u>967,938.86</u>
<b>4100 · Project Revenue</b>		
4108 · Building Fund	300.11	19,784.77
4111 · Legal Action Fund	66.20	2,106.40
<b>Total 4100 · Project Revenue</b>	<u>366.31</u>	<u>21,891.17</u>
<b>4200 · Events and Conventions</b>		
4200-10 · Convention Revenue	0.00	374,795.47
4200-20 · Conv Fundraising - Unrestricted	0.00	138,799.87
4200-30 · Other Events	1,350.00	6,192.76
<b>Total 4200 · Events and Conventions</b>	<u>1,350.00</u>	<u>519,788.10</u>
<b>4300 · Program Revenue</b>		
4310 · Affiliate Development	857.20	4,354.30
4320 · Outreach & Activism	0.00	5,552.50
4330 · Media Relations	180.30	671.95
4340 · LP News	203.00	11,286.22
<b>4360 · Campaign Support &amp; Initiatives</b>		
4360-40 · Campaign/Candidate Support	6,156.05	37,832.47
<b>Total 4360 · Campaign Support &amp; Initiatives</b>	<u>6,156.05</u>	<u>37,832.47</u>
4375 · Brand / Political Materials	2,893.67	14,356.08
4395 · LPedia Historical Preservation	100.75	428.25
<b>Total 4300 · Program Revenue</b>	<u>10,390.97</u>	<u>74,481.77</u>
4600 · Refunds of Contributions	<u>(300.10)</u>	<u>(769.40)</u>
<b>Total Revenue</b>	<u>114,754.83</u>	<u>1,583,330.50</u>

Expense	<u>Aug 22</u>	<u>TOTAL</u>
<b>7000 · General Fundraising Expense</b>		
<b>7010 · Direct Mail Fundraising Exp</b>		
7010-10 · DM - House General Expense	6,118.96	55,005.17
7010-20 · DM - Donor Renewal Expense	4,181.32	31,302.96
7010-30 · DM - New Donor Prospecting Exp	2,059.03	14,033.20
<b>Total 7010 · Direct Mail Fundraising Exp</b>	<u>12,359.31</u>	<u>100,341.33</u>
<b>7030 · Online Contributions Exp - Web</b>		
7030-20 · Online Cont Exp - Donor Renewal	214.27	1,224.27
<b>Total 7030 · Online Contributions Exp - Web</b>	<u>214.27</u>	<u>1,224.27</u>
<b>7050 · Fundraising Contractors</b>	3,600.00	31,780.00
<b>7080 · Recurring Contrib - Pledge</b>	3,633.30	29,363.42
<b>7085 · Building Fund Fundraising Exp</b>	0.00	230.42
<b>7090 · Ballot Access Fundraising Exp</b>	0.00	2,818.22
<b>7095 · Credit Card Prc Fees</b>	4,230.09	37,808.92
<b>7099 · Gen Fundraising Staff Salary</b>	6,679.17	51,565.11
<b>Total 7000 · General Fundraising Expense</b>	<u>30,716.14</u>	<u>255,131.69</u>
<b>7200 · Events and Conventions Exp</b>		
7200-10 · Convention Expenses - General	0.00	140,168.76
7200-15 · Convention Expense - Travel/F&B	0.00	99,874.98
7200-30 · Other Events	0.00	7,019.96
7200-50 · Events & Conv Staff Salary	281.23	32,306.11
<b>Total 7200 · Events and Conventions Exp</b>	<u>281.23</u>	<u>279,369.81</u>
<b>7300 · Program-Related Expenses</b>		
<b>7310 · Affiliate Support</b>		
7310-10 · Affiliate Development & Support	24.16	581.16
7310-20 · Affiliate Dev Contractors	4,775.29	44,712.76
7310-30 · Affiliate Support Staff Salary	703.07	16,292.38
<b>Total 7310 · Affiliate Support</b>	<u>5,502.52</u>	<u>61,586.30</u>
<b>7320 · Outreach, Marketing &amp; Activism</b>		
7320-10 · Outreach & Activism General Exp	0.00	5,500.00
7320-20 · Outreach Activism Staff Salary	4,569.96	22,845.88
<b>Total 7320 · Outreach, Marketing &amp; Activism</b>	<u>4,569.96</u>	<u>28,345.88</u>
<b>7330 · Media Relations</b>		
7330-10 · Media Relations General	1,040.00	8,897.29
7330-20 · Media Relations Staff Salary	2,460.75	5,994.12
<b>Total 7330 · Media Relations</b>	<u>3,500.75</u>	<u>14,891.41</u>
<b>7340 · Membership Communications</b>		
7340-10 · LP News	0.00	16,236.31
7340-20 · Mem Comm & Support Staff Salary	9,983.60	94,958.96
<b>Total 7340 · Membership Communications</b>	<u>9,983.60</u>	<u>111,195.27</u>
<b>7360 · Campaign Support &amp; Initiatives</b>		
7360-40 · Campaign/Candidate Support	28,544.89	107,378.52
7360-45 · Candidate Support Contractors	12,333.60	105,088.80
7360-60 · Camp/Cand Support -Staff Salary	421.84	6,369.07
<b>Total 7360 · Campaign Support &amp; Initiatives</b>	<u>41,300.33</u>	<u>218,836.39</u>
<b>7375 · Brand Development</b>		
7375-10 · Brand / Political Materials	0.00	8,521.15
7375-20 · Brand Development Staff Salary	632.76	8,011.71
<b>Total 7375 · Brand Development</b>	<u>632.76</u>	<u>16,532.86</u>



	<u>Aug 22</u>	<u>TOTAL</u>
<b>7380 · Ballot Access - Other Related</b>		
7380-10 · Ballot Access Petitioning Exp.	15,000.00	143,443.00
7380-60 · B/A & Petitioning Staff Salary	351.54	5,451.74
<b>Total 7380 · Ballot Access - Other Related</b>	<u>15,351.54</u>	<u>148,894.74</u>
7395 · LPedia Historical Preservation	0.00	1,888.65
<b>Total 7300 · Program-Related Expenses</b>	<u>80,841.46</u>	<u>602,171.50</u>
<b>8000 · Salary &amp; Related Expense</b>		
8005 · Salary Bonus Sick & Vac (Admn)	12,332.49	73,942.65
8010 · Hourly Wages (Admin Portion)	3,416.30	15,489.36
8015 · Contractor Admin & Internships	133.80	133.80
8020 · Employer Cont to P/R Tax	4,083.44	25,377.97
8030 · Employer Cont to 401K & Adm	822.29	9,201.91
8040 · Fed & State Unemployment	88.85	402.89
8060 · Health Insurance	3,377.37	30,068.12
8065 · Workers Comp Insurance	410.44	1,100.44
8070 · Other Bens, Gdwill & Training	0.00	125.00
8080 · Payroll Service Fees	214.00	1,748.26
<b>Total 8000 · Salary &amp; Related Expense</b>	<u>24,878.98</u>	<u>157,590.40</u>
<b>8100 · Admin &amp; Overhead Expense</b>		
8110 · Ofc Supplies & Non Cap Equipmt	87.71	1,516.18
8120 · Telephone & Data Services	713.40	6,147.91
8125 · Equipment Leases & Maint.	0.00	174.00
8130 · Postage & Shipping	271.09	6,376.48
8140 · Travel, Meeting, & Meals Exp	3,651.54	18,631.24
8160 · Insurance - D/O Cyber - Other	0.00	14,702.00
8170 · Occupancy Expenses		
8170-20 · Utilities Expense	486.21	3,413.41
8170-30 · Property Taxes, Fees & Permits	738.66	6,010.00
8170-40 · Maintenance, Cleaning & Repairs	411.00	3,613.81
8170-50 · Property / GL Insurance	0.00	2,425.00
8170-60 · Assc Fees, Rent & Storage	492.00	3,776.00
<b>Total 8170 · Occupancy Expenses</b>	<u>2,127.87</u>	<u>19,238.22</u>
8180 · Printing & Copying	1,135.00	4,415.22
8190 · Software, Hardware & Other IT	7,837.18	48,417.22
8195 · Other Expenses & Bank Fees	49.22	2,456.86
<b>Total 8100 · Admin &amp; Overhead Expense</b>	<u>15,873.01</u>	<u>122,075.33</u>
<b>8200 · Professional Services</b>		
8210 · Legal		
8210-10 · Legal - General	4,500.00	36,425.00
8210-20 · Legal - Proactive	0.00	6,500.00
8210-30 · Litigation-Lobbing Staff Salary	351.54	801.72
<b>Total 8210 · Legal</b>	<u>4,851.54</u>	<u>43,726.72</u>
8220 · Accounting	0.00	18,000.00
8230 · FEC Filing & Consulting	2,000.00	14,800.00
8240 · Computer Services	2,868.75	13,280.49
8250 · Other Professional Services	0.00	1,908.00
<b>Total 8200 · Professional Services</b>	<u>9,720.29</u>	<u>91,715.21</u>
8300 · Depreciation Expense	3,083.56	24,668.48
<b>Total Expense</b>	<u>165,394.67</u>	<u>1,532,722.42</u>
<b>Net Revenue (Loss)</b>	<u>(50,639.84)</u>	<u>50,608.08</u>

## Balance Sheet Current vs Prior Month

As of August 31, 2022

	Aug 31, 22	Jul 31, 22	\$ Change	% Change
<b>ASSETS</b>				
<b>Current Assets</b>				
<b>Checking/Savings</b>				
<b>11 · Cash</b>				
111U · PNC Check Acct 1 (Unrestricted)	114,030.38	115,586.38	(1,556.00)	(1.35%)
112U · BBT Check Acct 1 (Unrestricted)	26,082.39	63,798.32	(37,715.93)	(59.12%)
113R · PNC Check Acct 2 (Restricted)	48,384.99	72,384.99	(24,000.00)	(33.16%)
114R · BBT Chck Acct 2 (Rest Building)	12,645.77	13,457.87	(812.10)	(6.03%)
115R · BBT Check Acct 3 (Rest Legal)	26,748.50	33,182.30	(6,433.80)	(19.39%)
<b>Total 11 · Cash</b>	<b>227,892.03</b>	<b>298,409.86</b>	<b>(70,517.83)</b>	<b>(23.63%)</b>
<b>Total Checking/Savings</b>	<b>227,892.03</b>	<b>298,409.86</b>	<b>(70,517.83)</b>	<b>(23.63%)</b>
<b>Other Current Assets</b>				
<b>16 · Prepaid Expenses</b>				
<b>161 · Bulk Mail Account</b>				
161-10 · Prepaid Bulk Mail VA	1,550.34	1,550.34	0.00	0.0%
<b>Total 161 · Bulk Mail Account</b>	<b>1,550.34</b>	<b>1,550.34</b>	<b>0.00</b>	<b>0.0%</b>
165 · Prepaid Licenses	10,592.10	13,240.10	(2,648.00)	(20.0%)
166 · Prepaid Insurance	5,394.31	5,394.31	0.00	0.0%
169 · Other Prepaid Expense	585.00	2,335.05	(1,750.05)	(74.95%)
<b>Total 16 · Prepaid Expenses</b>	<b>18,121.75</b>	<b>22,519.80</b>	<b>(4,398.05)</b>	<b>(19.53%)</b>
<b>Total Other Current Assets</b>	<b>18,121.75</b>	<b>22,519.80</b>	<b>(4,398.05)</b>	<b>(19.53%)</b>
<b>Total Current Assets</b>	<b>246,013.78</b>	<b>320,929.66</b>	<b>(74,915.88)</b>	<b>(23.34%)</b>
<b>Fixed Assets</b>				
<b>17 · Fixed Assets</b>				
172 · Furniture & Fixtures	25,878.73	25,878.73	0.00	0.0%
173 · Office Equipment	16,796.61	16,796.61	0.00	0.0%
174 · Computer Hardware	38,089.67	38,089.67	0.00	0.0%
175 · Computer Software	134,613.90	134,613.90	0.00	0.0%
<b>177 · Office Building</b>				
177-10 · Physical Structure	477,119.00	477,119.00	0.00	0.0%
177-20 · Land	347,881.00	347,881.00	0.00	0.0%
<b>Total 177 · Office Building</b>	<b>825,000.00</b>	<b>825,000.00</b>	<b>0.00</b>	<b>0.0%</b>
178 · Ofc Imprmnt Acq & Capt Expense	70,519.11	70,519.11	0.00	0.0%
179 · Accumulated Depreciation	(318,337.57)	(315,254.01)	(3,083.56)	(0.98%)
<b>Total 17 · Fixed Assets</b>	<b>792,560.45</b>	<b>795,644.01</b>	<b>(3,083.56)</b>	<b>(0.39%)</b>
<b>Total Fixed Assets</b>	<b>792,560.45</b>	<b>795,644.01</b>	<b>(3,083.56)</b>	<b>(0.39%)</b>
<b>TOTAL ASSETS</b>	<b>1,038,574.23</b>	<b>1,116,573.67</b>	<b>(77,999.44)</b>	<b>(6.99%)</b>

**LIABILITIES & EQUITY**

	<b>Aug 31, 22</b>	<b>Jul 31, 22</b>	<b>\$ Change</b>	<b>% Change</b>
<b>Liabilities</b>				
<b>Current Liabilities</b>				
<b>Accounts Payable</b>				
21 · Accounts Payable	29,113.21	38,245.30	(9,132.09)	(23.88%)
<b>Total Accounts Payable</b>	29,113.21	38,245.30	(9,132.09)	(23.88%)
<b>Other Current Liabilities</b>				
24 · Accrued Expenses				
241 · Accrued Payroll	8,507.60	18,913.64	(10,406.04)	(55.02%)
242 · Accrued Vacation	19,634.00	20,422.00	(788.00)	(3.86%)
244 · Other Accrued Expenses	85.00	6,735.59	(6,650.59)	(98.74%)
245 · Accrued Real Estate Tax	1,477.32	738.66	738.66	100.0%
<b>Total 24 · Accrued Expenses</b>	29,703.92	46,809.89	(17,105.97)	(36.54%)
25 · Accrued Payroll Taxes				
252 · 401(k) Liability	0.00	1,121.54	(1,121.54)	(100.0%)
<b>Total 25 · Accrued Payroll Taxes</b>	0.00	1,121.54	(1,121.54)	(100.0%)
<b>Total Other Current Liabilities</b>	29,703.92	47,931.43	(18,227.51)	(38.03%)
<b>Total Current Liabilities</b>	58,817.13	86,176.73	(27,359.60)	(31.75%)
<b>Total Liabilities</b>	58,817.13	86,176.73	(27,359.60)	(31.75%)
<b>Equity</b>				
31 · General Operating	888,024.36	880,778.46	7,245.90	0.82%
32 · Temp. Restricted Balances				
3204 · Fund - Campus	1,730.39	1,730.39	0.00	0.0%
3210 · Fund - Building	12,645.77	13,457.87	(812.10)	(6.03%)
3213 · Fund - Legal Action Fund	26,748.50	33,182.30	(6,433.80)	(19.39%)
<b>Total 32 · Temp. Restricted Balances</b>	41,124.66	48,370.56	(7,245.90)	(14.98%)
<b>Net Revenue (Loss)</b>	50,608.08	101,247.92	(50,639.84)	(50.02%)
<b>Total Equity</b>	979,757.10	1,030,396.94	(50,639.84)	(4.92%)
<b>TOTAL LIABILITIES &amp; EQUITY</b>	<b>1,038,574.23</b>	<b>1,116,573.67</b>	<b>(77,999.44)</b>	<b>(6.99%)</b>

# Statement of Cash Flows

August 2022

	Aug 22	Jan - Jul 22
<b>OPERATING ACTIVITIES</b>		
Net Revenue (Loss)	(50,639.84)	101,247.92
Adjustments to reconcile Net Income		
to net cash provided by operations:		
161-10 · Prepaid Bulk Mail VA	0.00	(701.27)
165 · Prepaid Licenses	2,648.00	(13,240.10)
167-10 · Prepaid Convention General Exp	0.00	6,461.40
169 · Other Prepaid Expense	1,750.05	5,998.28
21 · Accounts Payable	(9,132.09)	(2,133.76)
241 · Accrued Payroll	(10,406.04)	(17,008.17)
242 · Accrued Vacation	(788.00)	(6,500.00)
244 · Other Accrued Expenses	(6,650.59)	5,835.59
245 · Accrued Real Estate Tax	738.66	738.66
252 · 401(k) Liability	(1,121.54)	1,121.54
272 · Deferred Convention Revenue	0.00	(100,720.35)
<b>Net cash provided by Operating Activities</b>	<b>(73,601.39)</b>	<b>(18,900.26)</b>
<b>INVESTING ACTIVITIES</b>		
174 · Computer Hardware	0.00	(1,640.90)
179 · Accumulated Depreciation	3,083.56	21,584.92
<b>Net cash provided by Investing Activities</b>	<b>3,083.56</b>	<b>19,944.02</b>
<b>FINANCING ACTIVITIES</b>		
31 · General Operating	7,245.90	37,475.10
3210 · Fund - Building	(812.10)	11,469.70
3213 · Fund - Legal Action Fund	(6,433.80)	(48,944.80)
<b>Net cash provided by Financing Activities</b>	<b>0.00</b>	<b>0.00</b>
<b>Net cash increase for period</b>	<b>(70,517.83)</b>	<b>1,043.76</b>
<b>Cash at beginning of period</b>	<b>298,409.86</b>	<b>297,366.10</b>
<b>Cash at end of period</b>	<b>227,892.03</b>	<b>298,409.86</b>

**RELATED PARTY TRANSACTIONS AS OF: 08/31/2022**

Related Party Donations	Mem Expires / BSM Expires	MTD Contributions	YTD Contributions	Lifetime Giving (Since 1990)	Liberty Pledge Club
David Benner	04/06/23 - 05/02/23	\$ -	\$ 120.00	\$ 557.00	
Dustin Blankenship	12/27/22 - 03/20/23	\$ -	\$ 299.00	\$ 350.50	
Richard Bowen	07/01/23 - 09/01/23	\$ 21.00	\$ 1,413.00	\$ 2,764.00	Yes
Joshua Clark	06/01/23 - 09/01/23	\$ 125.00	\$ 779.00	\$ 904.00	Yes
Martin Cowen	Life Member	\$ 100.00	\$ 658.76	\$ 4,561.76	Yes
Otto Dassing	10/04/23 - 09/01/23	\$ 25.00	\$ 254.00	\$ 304.00	Yes
Miguel Duque	07/31/23 - 08/04/22	\$ 25.75	\$ 150.75	\$ 200.75	
Joseph Ecklund	02/03/23 - 02/03/23	\$ -	\$ 25.00	\$ 164.00	
Carrie Eiler	Life Member	\$ 10.00	\$ 2,261.32	\$ 2,421.52	
Bryan Elliott	Life Member	\$ -	\$ 874.00	\$ 3,278.00	
Pat Ford	11/15/22 - 09/01/23	\$ 25.00	\$ 125.00	\$ 775.00	
Linnea Gabbard	11/12/23 - 07/31/23	\$ -	\$ 249.00	\$ 401.75	
Todd Hagopian	Life Member	\$ 300.00	\$ 860.00	\$ 3,299.00	Yes
Robley Hall	12/31/22 - 09/01/23	\$ 5.00	\$ 489.00	\$ 519.00	Yes
Caryn Ann Harlos	Life Member	\$ -	\$ 419.00	\$ 8,778.09	Yes
Angela McArdle	12/31/22 - 09/01/23	\$ 5.00	\$ 1,028.00	\$ 1,549.00	Yes
Dustin Nanna	07/01/23 - 06/08/23	\$ -	\$ 229.00	\$ 2,336.00	
Steven Nekhaila	Life Member	\$ -	\$ -	\$ 3,899.40	
Connor Nepomuceno	12/31/22 - 09/01/23	\$ 5.00	\$ 170.75	\$ 1,180.82	Yes
Donavan Pantke	09/06/23 - 07/31/23	\$ -	\$ 165.30	\$ 1,198.80	
Michael Rufo	08/15/23 - 07/24/23	\$ -	\$ 65.00	\$ 1,194.00	
Joshua Smith	05/04/23 - 05/04/23	\$ -	\$ 25.00	\$ 1,963.00	
Mark Tuniewicz	Life Member	\$ 1,021.63	\$ 1,552.26	\$ 4,485.06	Yes
Andrew Watkins	11/30/22 - 07/31/23	\$ -	\$ 25.00	\$ 488.00	
Katherine Yeniscavich	Life Member	\$ -	\$ 2,030.00	\$ 2,156.34	
<i>Erin Adams *</i>	<i>Life Member</i>	<i>\$ -</i>	<i>\$ 84.00</i>	<i>\$ 2,106.70</i>	
<i>Whitney Bilyeu *</i>	<i>Life Member</i>	<i>\$ 50.00</i>	<i>\$ 849.00</i>	<i>\$ 9,674.25</i>	
<i>Matthew Bughman *</i>	<i>12/31/22 -05/01/23</i>	<i>\$ 10.00</i>	<i>\$ 50.00</i>	<i>\$ 247.50</i>	
<i>Laura Ebke *</i>	<i>Life Member</i>	<i>\$ 25.00</i>	<i>\$ 725.00</i>	<i>\$ 6,716.00</i>	
<i>Timothy Ferreira *</i>	<i>Life Member</i>	<i>\$ 225.00</i>	<i>\$ 959.00</i>	<i>\$ 9,543.09</i>	
<i>Alex Flores *</i>	<i>06/23/22 - 12/05/22</i>	<i>\$ 87.00</i>	<i>\$ 87.00</i>	<i>\$ 398.00</i>	
<i>Timothy Hagan *</i>	<i>Life Member</i>	<i>\$ 10.00</i>	<i>\$ 60.00</i>	<i>\$ 12,237.18</i>	
<i>Jared Hall *</i>	<i>Life Member</i>	<i>\$ -</i>	<i>\$ 40.00</i>	<i>\$ 2,311.50</i>	
<i>Jeffery Hewitt *</i>	<i>Life Member</i>	<i>\$ -</i>	<i>\$ -</i>	<i>\$ 3,725.00</i>	
<i>Susan Hogarth *</i>	<i>Life Member</i>	<i>\$ 36.63</i>	<i>\$ 191.82</i>	<i>\$ 5,933.31</i>	
<i>Richard Longstreth *</i>	<i>Life Member</i>	<i>\$ 175.00</i>	<i>\$ 875.00</i>	<i>\$ 4,452.00</i>	
<i>Chris Luchini *</i>	<i>Life Member</i>	<i>\$ -</i>	<i>\$ 257.50</i>	<i>\$ 9,154.50</i>	
<i>Kenneth Moellman *</i>	<i>Life Member</i>	<i>\$ 35.75</i>	<i>\$ 164.50</i>	<i>\$ 3,919.00</i>	
<i>John Phillips *</i>	<i>Life Member</i>	<i>\$ 75.00</i>	<i>\$ 450.00</i>	<i>\$ 7,027.20</i>	
<i>Erik Raudsep *</i>	<i>Life Member</i>	<i>\$ 10.30</i>	<i>\$ 61.80</i>	<i>\$ 6,459.00</i>	
<i>Valerie Sarwark *</i>	<i>Life Member</i>	<i>\$ -</i>	<i>\$ 20.60</i>	<i>\$ 2,600.30</i>	
<i>David Sexton *</i>	<i>12/31/22- 02/01/23</i>	<i>\$ 5.15</i>	<i>\$ 20.60</i>	<i>\$ 2,346.55</i>	
<i>David Valente **</i>	<i>Life Member</i>	<i>\$ 10.00</i>	<i>\$ 265.00</i>	<i>\$ 4,622.09</i>	
<i>Beth Vest *</i>	<i>Life Member</i>	<i>\$ 459.00</i>	<i>\$ 459.00</i>	<i>\$ 2,019.80</i>	
<i>John Wilford *</i>	<i>Life Member</i>	<i>\$ -</i>	<i>\$ 178.91</i>	<i>\$ 2,452.66</i>	
Total Contributions (Curr Board):		\$ 1,668.38	\$ 14,267.14	\$ 49,728.79	

\* Thru 05/22 Only \*\* Thru 03/22 Only

Related Party Disbursements	Memo	MTD Disbursements	YTD Disbursements
Caryn Ann Harlos	Reimbursed Expense	\$ 18.16	\$ 361.00
Committee to Elect Brittany Kosin	Candidate Support	\$ 5,000.00	\$ 5,000.00
Committee to Elect Caroline Avery	Candidate Support	\$ 4,000.00	\$ 4,000.00
Larry Sharpe for Governor	Ballot Access Reimb.	\$ 15,000.00	\$ 15,000.00
LPAL - LP Alabama	Ballot Access Petitioning	\$ -	\$ 77,000.00
LPCA - LP California	State Membership Transfer	\$ 200.00	\$ 5,100.00
LPIL - Libertarian Party of Illinois	Ballot Access Petitioning	\$ -	\$ 30,000.00
LPNH - LP New Hampshire	Ballot Access Petitioning	\$ -	\$ 5,000.00
LPNM - LP New Mexico	State Membership Transfer	\$ 145.00	\$ 895.36
LPNY - LP New York Petitioning Committee	Ballot Access Petitioning	\$ -	\$ 15,000.00
Total Disbursements:		\$ 24,363.16	\$ 157,356.36

**CHAIR'S DISCRETIONARY DISBURSEMENTS AS OF: 08/31/22**

Chair	Memo	MTD	YTD
		\$ -	\$ -